




Australian Government
Department of Education,
Skills and Employment

Companion Volume
Implementation Guide

AUR Automotive Retail, Service and Repair Training Package Implementation Guide

Version 7.1



pwc



Disclaimer

This work has been produced with the assistance of funding provided by the Commonwealth Government through the Department of Education, Skills and Employment. The views expressed in this work do not necessarily represent the views of the Department of Education, Skills and Employment. In addition, the Department of Education, Skills and Employment does not give warranty or accept any legal liability in relation to the content of this work. For further information about this Companion Volume or any other work being undertaken by PwC's Skills for Australia, please visit www.skillsforaustralia.com

PwC's Skills for Australia
One International Towers Sydney Watermans Quay
Barangaroo NSW 2000 Australia
T: 1800 714 819
E: info@skillsforaustralia.com
W: www.skillsforaustralia.com

This Implementation Guide is designed to assist registered training organisations (RTOs), trainers, assessors and automotive workplaces in understanding the purpose and use of the AUR Automotive Retail, Service and Repair Training Package (Version 7.1).

*The Implementation Guide is divided into three sections. The first section is **Overview information** that provides detailed information about the training package and its components, mapping and version control and modification history. The second section is **Implementation information** designed to assist assessors, trainers, RTOs and enterprises in implementing the training package. This section focuses on training package pathways, occupational outcomes, access, equity and health and safety. The third section contains **Links** to such things as resources and contact details.*

Contents

Overview information	2
Version control and modification history	3
Who is this Guide for?	19
What is in the Guide	19
What is a training package?	19
Training package development and endorsement process	20
Who can deliver and assess a qualification?	21
List of AQF qualifications, skill sets and units of competency in AUR V7.1	22
Mapping to previous version of the training package	40
List of imported and prerequisite units in AUR Training Package	44
Key work and training requirements in the industry	48
Regulation and licensing implications for implementation.....	49
Implementation information	52
Key features of AUR Training Package and the automotive industry	52
Industry sectors and occupational outcomes of qualifications.....	52
Mandatory entry requirements	100
Pathways advice.....	105
Access and equity considerations	118
Foundation skills	122
Health and safety implications in the industry.....	125
Resource and equipment requirements	126
Legal considerations for AUR learners in the workplace/on placements.....	126
Other information relevant to implementing AUR Training Package	126
Qualifications.....	131
Skill sets	133
Units of competency	134
Assessment requirements	140
Contacts and links.....	141
Companion volumes/ training package information	141
Contact details and other resources	141

Overview information

Version control and modification history

AUR Training Package Modification History				
Version	Status	Release date	Approval process	Comments
7.1	Current	June 2022	AISC Process	<p>One qualification updated to correct data</p> <p>Qualification (updated)</p> <ul style="list-style-type: none"> ● AUR32721 Certificate III in Automotive Electric Vehicle Technology <ul style="list-style-type: none"> ○ Correction to Packaging Rules total number of units required.
7.0	Superseded	Feb 2022	AISC approval	<p>This version of AUR training package replaces Version 6.1 and contains changes to:</p> <ul style="list-style-type: none"> ● Qualifications: 2 new ● Units of competency: 6 new units; 5 updated. ● Skill sets: 2 updated. <p>See details below or refer to mapping tables in this Implementation Guide for further information.</p> <p>2 new qualifications</p> <ul style="list-style-type: none"> ● AUR22021 Certificate II in Automotive Accessory Fitting ● AUR32721 Certificate III in Automotive Electric Vehicle Technology <p>6 new units of competency</p> <ul style="list-style-type: none"> ● AURETH015 Diagnose, remove and replace heavy electric vehicle rechargeable energy storage systems ● AURETH016 Diagnose and repair complex faults in battery electric vehicle powertrains ● AURETR049 Install in-vehicle entertainment and convenience systems ● AURETR051 Diagnose, repair and replace precision agriculture systems ● AURLTD008 Replace and refit steering, suspension and braking system components ● AURVTN043 Install external vehicle equipment <p>5 updated units of competency</p> <ul style="list-style-type: none"> ● AURETH102 Inspect and maintain electric vehicles ● AURETR121 Diagnose, repair and replace electronic management, monitoring and tracking systems ● AURLTD101 Select and install performance enhanced suspension system products ● AURVTN112 Install vehicle sunroofs ● AURVTT119 Fabricate and install automotive and marine frames, canopies and side curtains <p>2 updated skill sets</p> <ul style="list-style-type: none"> ● AURSS00063 Battery Electric Vehicle Diagnose and Repair Skill Set ● AURSS00064 Battery Electric Vehicle Inspecting and Servicing Skill Set <p>Minor updates to 13 qualifications to include and/or update elective units of competency and/or rectify typographical errors</p> <ul style="list-style-type: none"> ● AUR20520 Certificate II in Automotive Servicing Technology ● AUR20920 Certificate II in Automotive Body Repair Technology ● AUR21820 Certificate II in Automotive Steering and Suspension System Technology ● AUR21220 Certificate II in Automotive Underbody Technology ● AUR30320 Certificate III in Automotive Electrical Technology ● AUR30420 Certificate III in Agricultural Mechanical

				<p>Technology</p> <ul style="list-style-type: none"> ● AUR30520 Certificate III in Marine Mechanical Technology ● AUR30620 Certificate III in Light Vehicle Mechanical Technology ● AUR30720 Certificate III in Outdoor Power Equipment Technology ● AUR32120 Certificate III in Automotive Body Repair Technology ● AUR32320 Certificate III in Automotive and Marine Trimming Technology ● AUR32518 Certificate III in Automotive Underbody Technology ● AUR40620 Certificate IV in Automotive Electrical Technology <p>Minor updates were made to 3 units of competency to rectify typographical errors to units of competency</p> <ul style="list-style-type: none"> ● AURETR130 Diagnose and repair starting systems ● AURLTA101 Identify automotive mechanical systems and components ● AURVTN138 Carry out basic repairs to vehicle body panels <p>The following training product has been reinstated as directed by the AISC. This unit was previously deleted as directed by the AISC due to zero enrolments over the past 3 years and has been identified for reinstatement.</p> <ul style="list-style-type: none"> ● AURKKJ001 Manage use of tyre management software <p>Minor updates were made to the following training product to include the above reinstated unit of competency:</p> <ul style="list-style-type: none"> ● AUR21920 Certificate II in Automotive Tyre Servicing Technology <p>The following AUR components have been deleted as directed by the AISC/ The training product below were identified as having zero enrolments over the last 3 years.</p> <p>Qualifications</p> <ul style="list-style-type: none"> ● AUR32616 Certificate III in Automotive Tyre Management <p>Skill sets</p> <ul style="list-style-type: none"> ● AURSS00030 Automotive LNG Installation, Service and Repair <p>Units of competency</p> <ul style="list-style-type: none"> ● AURATA003 Produce drawings from design concepts ● AURBTY002 Design and build bicycle frames ● AURBTY003 Repair carbon fibre bicycle frames ● AURHTA003 Remove and replace heavy commercial vehicle ancillary components and accessories ● AURHTB004 Overhaul air braking system components ● AURHTJ002 Select heavy vehicle tyres, wheels and rims for specific applications ● AURHTJ005 Identify and apply heavy vehicle pneumatic wheeled traction performance enhancement systems ● AURHTX005 Analyse and evaluate faults in heavy commercial vehicle transmission and driveline systems ● AURJTA003 Analyse and evaluate faults in motorcycle engine and transmission systems ● AURJTB002 Analyse and evaluate faults in motorcycle braking systems ● AURJTD006 Analyse and evaluate faults in motorcycle steering, suspension and frame systems ● AURJTR001 Analyse and evaluate faults in motorcycle electrical and electronic systems ● AURKKJ001 Manage use of tyre management software ● AURKTA006 Analyse and evaluate faults in track type mobile plant transmission, steering and braking systems ● AURKTA007 Analyse and evaluate faults in mobile plant hydraulic systems ● AURKTD003 Analyse and evaluate faults in wheeled mobile plant steering and suspension systems ● AURKTD004 Analyse and evaluate faults in track type mobile plant undercarriage and suspension systems ● AURKTE001 Analyse and evaluate faults in mobile plant
6.1	Superseded	February 2021	AISC approval	

engine and fuel systems

- AURKTJ004 Conduct non-destructive testing of wheel and rim assemblies
- AURKTX002 Analyse and evaluate faults in wheeled mobile plant transmission and driveline systems
- AURMDA004 Recover vehicles at motor sport events
- AURMDA005 Act as a marshal at motor sport events
- AURMDA006 Communicate using flags and signals at motor sport events
- AURMLA002 Monitor motor sport official and volunteer application of rules and regulations
- AURMMA005 Manage team pit lane and service area operations at motor sport events
- AURMMA006 Develop and implement race strategies for motor sport events
- AURMSA002 Implement and monitor safety and risk management in a motor sport environment
- AURRGA001 Launch and recover vessels using a trailer
- AURRGA002 Use cranes, gantries and forklifts to launch and recover vessels
- AURRGA003 Moor motor-driven vessels
- AURRTA001 Inspect and service deck, hull and cabin equipment
- AURRTA003 Winterise vessels and engine systems
- AURRTA007 Analyse and evaluate faults in light marine hydraulic systems
- AURRTA008 Analyse and evaluate faults in light marine hull performance and stability systems
- AURRTA009 Recommission vessels and engine systems
- AURRTE012 Analyse and evaluate faults in light marine engine and powerhead systems
- AURRTX005 Analyse and evaluate faults in light marine transmission systems
- AURSCA002 Present automotive products and services for sale
- AURTTA015 Produce engineering drawings for vehicle components
- AURTTA023 Develop and apply hydraulic system modifications
- AURTTA024 Develop and apply pneumatic system modifications
- AURTTL006 Install LNG fuel systems
- AURTTL010 Install LPG, CNG and LNG electrical control equipment
- AURTTL015 Develop and apply gas fuel system modifications
- AURTTX010 Overhaul hydrostatic transmissions
- AURVTS002 Repair wooden components in vehicles
- AUMAMM001 Influence and lead work groups in an automotive manufacturing workplace
- AUMAQA001 Apply quality assurance techniques
- CSCORG003 Prepare reports
- FDFPPL3003A Support and mentor individuals and groups
- HLTAID003 Provide first aid
- MSMSUP390 Use structured problem-solving tools
- PMBPROD336 Inspect heavy off-the-road tyres
- RIIRIS301D Apply risk management processes
- RIIWHS301D Conduct safety and health investigations
- SIRXRSK002 Maintain store security

Minor updates were made to nineteen qualifications from the AUR 6.1, which contained at least one of the units of competency listed above:

- AUR10120 Certificate I in Automotive Vocational Preparation
- AUR20420 Certificate II in Automotive Electrical Technology
- AUR20520 Certificate II in Automotive Servicing Technology
- AUR21020 Certificate II in Motor Sport Technology
- AUR30220 Certificate III in Bicycle Workshop Operations

- AUR30320 Certificate III in Automotive Electrical Technology
- AUR30420 Certificate III in Agricultural Mechanical Technology
- AUR30520 Certificate III in Marine Mechanical Technology
- AUR30620 Certificate III in Light Vehicle Mechanical Technology
- AUR30920 Certificate III in Motor Sport Technology
- AUR31120 Certificate III in Heavy Commercial Vehicle Mechanical Technology.
- AUR31220 Certificate III in Mobile Plant Technology
- AUR32120 Certificate III in Automotive Body Repair Technology
- AUR32518 Certificate III in Automotive Underbody Technology.
- AUR40320 Certificate IV in Motor Sport Technology
- AUR40620 Certificate IV in Automotive Electrical Technology
- AUR40720 Certificate IV in Automotive Body Repair Technology
- AUR40820 Certificate IV in Automotive Mechanical Overhauling
- AUR50216 Diploma of Automotive Technology

6.0 Superseded August 2020 AISC process

This version of AUR training package replaces Version 5.0.

Qualifications: 41 updated; 7 deleted.

Units of competency: 15 newly created units to reflect changes in the industry; 289 updated.

Skill sets: 9 newly created skill sets.

See details below or refer to mapping tables in this Implementation Guide for further information.

41 updated qualifications:

- AUR10120 Certificate I in Automotive Vocational Preparation
- AUR20220 Certificate II in Automotive Air Conditioning Technology
- AUR20320 Certificate II in Bicycle Mechanical Technology
- AUR20420 Certificate II in Automotive Electrical Technology
- AUR20520 Certificate II in Automotive Servicing Technology
- AUR20720 Certificate II in Automotive Vocational Preparation
- AUR20820 Certificate II in Outdoor Power Equipment Technology
- AUR20920 Certificate II in Automotive Body Repair Technology
- AUR21020 Certificate II in Motor Sport Technology
- AUR21120 Certificate II in Automotive Sales
- AUR21220 Certificate II in Automotive Underbody Technology
- AUR21416 Certificate II in Automotive Cooling System Technology
- AUR21520 Certificate II in Automotive Cylinder Head Reconditioning
- AUR21716 Certificate II in Exhaust System Technology
- AUR21820 Certificate II in Automotive Steering and Suspension System Technology
- AUR21920 Certificate II in Automotive Tyre Servicing Technology
- AUR30220 Certificate III in Bicycle Workshop Operations
- AUR30320 Certificate III in Automotive Electrical Technology
- AUR30420 Certificate III in Agricultural Mechanical Technology
- AUR30520 Certificate III in Marine Mechanical Technology
- AUR30620 Certificate III in Light Vehicle Mechanical Technology

- AUR30720 Certificate III in Outdoor Power Equipment Technology
- AUR30820 Certificate III in Motorcycle Mechanical Technology
- AUR30920 Certificate III in Motor Sport Technology
- AUR31020 Certificate III in Automotive Sales
- AUR31120 Certificate III in Heavy Commercial Vehicle Mechanical Technology
- AUR31220 Certificate III in Mobile Plant Technology
- AUR31420 Certificate III in Automotive Diesel Fuel Technology
- AUR31520 Certificate III in Automotive Diesel Engine Technology
- AUR31716 Certificate III in Forklift Technology
- AUR31820 Certificate III in Heavy Commercial Trailer Technology
- AUR31916 Certificate III in Elevating Work Platform Technology
- AUR32120 Certificate III in Automotive Body Repair Technology
- AUR32220 Certificate III in Automotive Glazing Technology
- AUR32320 Certificate III in Automotive and Marine Trimming Technology
- AUR32420 Certificate III in Automotive Refinishing Technology
- AUR40320 Certificate IV in Motor Sport Technology
- AUR40520 Certificate IV in Vehicle Loss Assessing
- AUR40620 Certificate IV in Automotive Electrical Technology
- AUR40720 Certificate IV in Automotive Body Repair Technology
- AUR40820 Certificate IV in Automotive Mechanical Overhauling

7 deleted qualifications

- AUR20616 Certificate II in Marine Mechanical Technology
- AUR21316 Certificate II in Automotive Braking System Technology
- AUR21616 Certificate II in Automotive Driveline System Technology
- AUR31616 Certificate III in Automotive Drivetrain Technology
- AUR32016 Certificate III in Automotive Alternative Fuel Technology
- AUR40416 Certificate IV in Automotive Performance Enhancement
- AUR50316 Diploma of Motor Sport Technology

Minor release of the following 3 qualifications to include additional elective units

- AUR32516 Certificate III in Automotive Underbody Technology
- AUR40216 Certificate IV in Mechanical Diagnosis
- AUR50216 Diploma of Automotive Technology

15 new units of competency

- AURAF110 Identify routine problems in an automotive workplace
- AURBTR103 Retrofit electric drivetrain systems to bicycles
- AURBTR104 Diagnose and repair electric bicycles
- AURBTA108 Disassemble and pack a bicycle for transport
- AURETR149 Apply knowledge of ADAS technology in vehicle pre-repair scans
- AURJTE103 Inspect and service motorcycle engines
- AURJTE104 Diagnose and repair motorcycle engine management systems
- AURJTR102 Diagnose and repair motorcycle charging systems
- AURJTR103 Diagnose and repair motorcycle starting

systems

- AURJTR104 Diagnose and repair motorcycle dynamic control systems
- AURPTR104 Inspect and service cordless electric tool skins
- AURPTR105 Diagnose and repair cordless electric tool skins
- AURPTR106 Deploy and service autonomous outdoor power equipment
- AURVTN143 Identify and repair high strength aluminium components
- AURRTR108 Diagnose and repair marine network electronic control systems

289 updated units of competency

- AURACA101 Respond to customer needs and enquiries in an automotive workplace
- AURACA102 Manage complex customer requirements in an automotive workplace
- AURACA103 Build customer relations in an automotive workplace
- AURafa103 Communicate effectively in an automotive workplace
- AURafa104 Resolve routine problems in an automotive workplace
- AURafa105 Write routine texts in an automotive workplace
- AURafa106 Conduct research and present technical reports
- AURafa108 Interpret and apply automotive repair instructions
- AURAMA102 Communicate business information in an automotive workplace
- AURASA102 Follow safe working practices in an automotive workplace
- AURBCA101 Work in a retail bicycle environment
- AURBCA102 Select and adjust bicycles to fit riders
- AURBTA102 Adjust bicycles and components
- AURBTA103 Assemble bicycles
- AURBTA104 Assemble new boxed bicycles for retail sale
- AURBTA106 Assemble components for custom bicycles
- AURBTB101 Service and repair bicycle mechanical braking systems
- AURBTD101 Service bicycle steering systems
- AURBTD102 Service bicycle suspension systems
- AURBTD103 Repair and overhaul bicycle steering systems
- AURBTD104 Repair and overhaul bicycle suspension systems
- AURBTJ101 Remove, repair and refit bicycle tyres
- AURBTJ102 Service bicycle wheels and hubs
- AURBTJ103 Design and build bicycle wheels
- AURBTJ104 Repair and overhaul bicycle wheels and hubs
- AURBTK101 Maintain specialised bicycle repair tools and equipment
- AURBTR101 Inspect and service power-assisted bicycles
- AURBTV101 Remove, refit and adjust bicycle accessories
- AURETB101 Diagnose and repair electric braking systems
- AURETD101 Diagnose and repair electronically controlled steering systems
- AURETH101 Depower and reinitialise battery electric vehicles
- AURETH103 Diagnose and repair high voltage rechargeable energy storage systems in battery electric vehicle
- AURETH104 Diagnose and repair traction motor speed control systems in battery electric vehicles
- AURETH105 Diagnose and repair high voltage traction motors in battery electric vehicles

- AURETH106 Diagnose and repair auxiliary motors and associated components in battery electric vehicles
- AURETH107 Diagnose and repair system instrumentation and safety interlocks in battery electric vehicles
- AURETH108 Diagnose and repair HVAC and rechargeable energy storage cooling systems in battery electric vehicle
- AURETH109 Diagnose and repair DC to DC converters in battery electric vehicles
- AURETH110 Diagnose and repair high voltage rechargeable energy storage systems in hybrid electric vehicles
- AURETH114 Diagnose complex faults in hybrid and battery electric vehicle network management systems
- AURETR103 Identify automotive electrical systems and components
- AURETR104 Diagnose complex faults in convenience and entertainment systems
- AURETR112 Test and repair basic electrical circuits
- AURETR115 Inspect, test and service batteries
- AURETR116 Read and apply vehicle wiring schematics and drawings
- AURETR120 Diagnose and repair network electronic control systems
- AURETR122 Diagnose and repair vehicle dynamic control systems
- AURETR123 Diagnose and repair spark ignition engine management systems
- AURETR124 Diagnose and repair compression ignition engine management systems
- AURETR125 Test, charge and replace batteries and jump-start vehicles
- AURETR128 Diagnose and repair instruments and warning systems
- AURETR129 Diagnose and repair charging systems
- AURETR130 Diagnose and repair starting systems
- AURETR131 Diagnose and repair ignition systems
- AURETR132 Diagnose and repair automotive electrical systems
- AURETR135 Apply knowledge of petrol and diesel engine operation
- AURETR137 Diagnose complex faults in light vehicle safety systems
- AURETR138 Diagnose complex faults in motorcycle electrical and electronic systems
- AURETR139 Diagnose complex faults in light vehicle theft- deterrent systems
- AURETR140 Diagnose complex faults in vehicle monitoring and protection systems
- AURETR143 Diagnose and repair electronic body management systems
- AURETR144 Diagnose and repair integrated engine and transmission management systems
- AURETR146 Remove and refit vehicle batteries
- AURETR147 Recharge vehicle batteries
- AURETR236 Diagnose and repair electronically controlled suspension systems
- AURETU102 Recover vehicle refrigerants
- AURETU103 Service air conditioning and HVAC systems
- AURETU104 Diagnose and repair air conditioning and HVAC components
- AURETU105 Retrofit and modify air conditioning and HVAC systems
- AURETU106 Diagnose complex faults in air conditioning and HVAC systems
- AURHTB101 Diagnose and repair heavy vehicle air braking systems
- AURHTB106 Diagnose complex faults in heavy commercial vehicle braking systems
- AURHTB107 Diagnose and repair heavy commercial vehicle electronic braking systems
- AURHTD102 Diagnose and repair heavy commercial

vehicle steering systems

- AURHTD103 Diagnose and repair heavy commercial vehicle suspension systems
- AURHTD104 Carry out heavy vehicle wheel alignment operations
- AURHTD106 Diagnose complex faults in heavy commercial vehicle steering and suspension systems
- AURHTE102 Diagnose and repair heavy vehicle compression ignition engines
- AURHTE103 Diagnose complex faults in heavy vehicle diesel engines
- AURHTF102 Diagnose and repair heavy vehicle diesel fuel injection systems
- AURHTJ102 Select heavy vehicle tyres, wheels and rims for specific applications
- AURHTJ103 Remove, inspect and refit heavy vehicle wheel and tyre assemblies
- AURHTJ104 Remove, inspect, repair and refit agricultural equipment tyres and tubes
- AURHTJ106 Remove, inspect, repair and refit heavy vehicle tyres and tubes
- AURHTL101 Inspect, diagnose and repair alternative fuel systems in heavy vehicle engines
- AURHTQ102 Diagnose and repair heavy commercial vehicle final drive assemblies
- AURHTQ103 Diagnose and repair heavy vehicle drive shafts
- AURHTR105 Diagnose and repair heavy commercial trailer electronically controlled roll stability systems
- AURHTX101 Diagnose and repair heavy vehicle manual transmissions
- AURHTX103 Diagnose and repair heavy vehicle automatic transmissions
- AURHTX104 Diagnose and repair heavy vehicle clutch systems
- AURHTX106 Diagnose complex faults in heavy commercial vehicle transmission and driveline systems
- AURHTY102 Diagnose and repair mechanical connections of heavy vehicles and trailers over 4.5 tonnes
- AURHTZ101 Diagnose and repair heavy vehicle emission control systems
- AURJTB101 Diagnose and repair motorcycle braking systems
- AURJTD103 Diagnose and repair motorcycle suspension systems
- AURJTD104 Diagnose and repair motorcycle steering systems
- AURJTD105 Diagnose complex faults in motorcycle steering and suspension systems
- AURJTE101 Diagnose and repair motorcycle engines
- AURJTE102 Diagnose complex faults in motorcycle engine and transmission systems
- AURJTD102 Diagnose and repair motorcycle driveline systems
- AURJTX101 Diagnose and repair motorcycle clutch systems
- AURJTX102 Diagnose and repair motorcycle manual transmissions
- AURJTX103 Diagnose and repair motorcycle automatic transmissions
- AURKTA109 Diagnose complex faults in mobile plant hydraulic systems
- AURKTA111 Diagnose and repair mobile plant hydraulic systems
- AURKTB101 Diagnose and repair mobile plant braking systems
- AURKTB103 Diagnose complex faults in mobile plant braking systems
- AURKTD101 Diagnose and repair mobile plant suspension systems
- AURKTD102 Diagnose and repair mobile plant steering systems
- AURKTD105 Diagnose complex faults in mobile plant

steering and suspension systems

- AURKTQ101 Diagnose and repair mobile plant final drive assemblies
- AURKTR101 Diagnose and repair electronic over hydraulic control systems
- AURKTX101 Diagnose and repair powershift transmissions
- AURKTX103 Diagnose complex faults in mobile plant transmission and driveline systems
- AURKTX104 Diagnose and repair continuously variable transmissions
- AURLTA101 Identify automotive mechanical systems and components
- AURLTB103 Diagnose and repair light vehicle hydraulic braking systems
- AURLTB104 Diagnose complex faults in light vehicle braking systems
- AURLTD104 Diagnose and repair light vehicle steering systems
- AURLTD105 Diagnose and repair light vehicle suspension systems
- AURLTD106 Carry out light vehicle wheel alignment operations
- AURLTD109 Diagnose complex faults in light vehicle steering and suspension systems
- AURLTE102 Diagnose and repair light vehicle engines
- AURLTE104 Diagnose complex faults in light vehicle petrol engines
- AURLTE105 Diagnose complex faults in light vehicle diesel engines
- AURLTF101 Diagnose and repair light vehicle mechanical fuel injection systems
- AURLTF102 Diagnose and repair light vehicle diesel fuel injection systems
- AURLTJ102 Remove, inspect, repair and refit light vehicle tyres and tubes
- AURLTJ113 Remove, inspect and re-fit light vehicle wheel and tyre assemblies.
- AURLTJ104 Provide advice on the effects of wheel and tyre combinations
- AURLTQ101 Diagnose and repair light vehicle final drive assemblies
- AURLTQ102 Diagnose and repair light vehicle drive shafts
- AURLTX101 Diagnose and repair light vehicle manual transmissions
- AURLTX102 Diagnose and repair light vehicle automatic transmissions
- AURLTX103 Diagnose and repair light vehicle clutch systems
- AURLTX104 Diagnose complex faults in light vehicle automatic transmission and driveline systems
- AURLTZ101 Diagnose and repair light vehicle emission control systems
- AURMBA101 Transport light competition vehicles and support equipment
- AURMCA101 Manage motor sport team media liaison
- AURMCA102 Manage motor sport team promotional partnerships and marketing
- AURMDA101 Develop and update motor sport industry knowledge
- AURMDA107 Act as a steward at motor sport events
- AURMGA101 Set up and dismantle temporary work location and equipment at motor sport events
- AURMGA102 Manage personal presentation and development in a motor sport environment
- AURMMA101 Operate in a motor sport environment
- AURMMA102 Manage the preparation of motor sport competition vehicles
- AURMMA103 Manage motor sport operations
- AURMMA104 Manage motor sport team development
- AURMMA108 Coordinate operations of a motor sport team

- AURMTA101 Prepare and service light competition vehicles
- AURMTA102 Assemble and prepare competition vehicles for motor sport events
- AURMTA103 Determine material suitability for competition vehicle components
- AURMTA104 Prepare competition vehicles at motor sport events
- AURMTA109 Collect and log motor sport data
- AURMTE101 Test engines using a dynamometer
- AURMTQ101 Analyse and repair faults in performance driveline systems
- AURNTB101 Diagnose and repair forklift hydraulic braking systems
- AURNTD101 Diagnose and repair forklift hydrostatic steering systems
- AURPTA101 Carry out pre-repair operations to outdoor power equipment
- AURPTA102 Carry out minor adjustments to outdoor power equipment
- AURPTA103 Service and repair rotary cutting systems
- AURPTA104 Service and repair drum cutting systems
- AURPTA105 Service and repair chainsaw cutting systems
- AURPTA106 Inspect and service line trimming systems and components
- AURPTA107 Service and repair post boring systems
- AURPTA108 Service and repair post hole digging systems
- AURPTA109 Service and repair reciprocating cutting systems
- AURPTA110 Inspect and service pumping systems
- AURPTA111 Diagnose and repair pumping systems
- AURPTE102 Inspect and service outdoor power equipment engines
- AURPTE103 Diagnose and repair outdoor power equipment engines
- AURPTE104 Overhaul outdoor power equipment engines
- AURPTR101 Test and service 240 volt portable generators
- AURPTR102 Test and service electric outdoor power equipment
- AURPTR103 Service and repair outdoor power equipment engine management systems
- AURRTC101 Diagnose and repair marine exhaust and cooling systems
- AURRTD101 Diagnose and repair marine steering systems
- AURRTE106 Diagnose and repair marine outboard engines
- AURRTE107 Diagnose and repair marine inboard engines
- AURRTQ104 Diagnose and repair marine inboard propeller drive systems
- AURRTQ106 Diagnose and repair marine jet drive propulsion systems
- AURRTR106 Diagnose and repair marine electrical systems
- AURRTX103 Diagnose and repair marine outboard and stern drive transmissions
- AURRTX104 Diagnose and repair marine inboard transmissions
- AURSBA102 Identify and match uncommon automotive parts
- AURSCA101 Select and supply automotive parts and products
- AURSCA102 Present automotive products and services for sale
- AURSCA103 Apply sales procedures in an automotive workplace
- AURSCA104 Carry out cash and non-cash payment operations
- AURSCA105 Sell automotive products and services

- AURSCA106 Promote automotive products and services
- AURSCA109 Provide vehicle technology information
- AURSCA111 Conduct online transactions in an automotive workplace
- AURSCP101 Provide information to customers on automotive refinishing products
- AURTTA104 Carry out servicing operations
- AURTTA105 Select and use bearings, seals, gaskets, sealants and adhesives
- AURTTA113 Diagnose and repair hydraulic systems
- AURTTA118 Develop and carry out diagnostic test strategies
- AURTTA121 Diagnose complex system faults
- AURTTA125 Diagnose complex faults in vehicle integrated stability control systems
- AURTTA126 Diagnose complex faults in electronic over hydraulic systems
- AURTTA127 Carry out basic vehicle servicing operations
- AURTTB101 Inspect and service braking systems
- AURTTC103 Diagnose and repair cooling systems
- AURTTE104 Inspect and service engines
- AURTTF101 Inspect and service petrol fuel systems
- AURTTF102 Inspect and service diesel fuel injection systems
- AURTTF105 Diagnose and repair engine forced-induction systems
- AURTTF106 Diagnose and repair petrol carburettor systems
- AURTTK102 Use and maintain tools and equipment in an automotive workplace
- AURTTL102 Diagnose and repair CNG fuel systems
- AURTTL104 Inspect and service LNG fuel systems
- AURTTL105 Diagnose and repair LNG fuel systems
- AURTTL108 Diagnose and repair LPG fuel systems
- AURTTL111 Diagnose complex faults in CNG fuel systems
- AURTTL112 Diagnose complex faults in LNG fuel systems
- AURTTL113 Diagnose complex faults in LPG fuel systems
- AURTTQ103 Inspect and service drive shafts
- AURTTR101 Diagnose complex faults in engine management systems
- AURTTT101 Fabricate exhaust systems and components
- AURTTX102 Inspect and service manual transmissions
- AURTTX103 Inspect and service automatic transmissions
- AURTTX104 Inspect and service hydrostatic transmissions
- AURTTX106 Diagnose and repair hydrostatic transmissions
- AURTTZ102 Diagnose and repair exhaust systems
- AURVNA107 Apply automotive mechanical and electrical knowledge to vehicle loss assessments
- AURVNN101 Evaluate vehicle bodywork for damage and identify repair requirements
- AURVNP101 Evaluate vehicle paintwork for damage and identify refinish requirements
- AURVTA104 Inspect damaged vehicle systems and recommend repairs
- AURVTG101 Repair laminated glass windscreens
- AURVTG102 Remove and install rubber glazed windscreens
- AURVTG103 Remove and install butyl sealed windscreens
- AURVTG104 Remove and install direct glazed windscreens
- AURVTG105 Remove and install framed type windscreens
- AURVTG109 Remove and install vehicle fixed body glass
- AURVTG110 Remove and install vehicle movable body glass
- AURVTG112 Remove and install heavy vehicle rubber

and direct glazed windscreens

- AURVTG113 Remove and install large vehicle windscreens
- AURVTN102 Carry out non-structural vehicle panel repairs
- AURVTN104 Remove, replace and align bolt-on vehicle body panels and components
- AURVTN111 Remove and install vehicle rear vision mirrors
- AURVTN113 Carry out paint-less dent repairs on vehicle body panels
- AURVTN115 Repair vehicle body panels using metal finishing
- AURVTN116 Repair vehicle body panels using filler
- AURVTN119 Repair vehicle structural damage by riveting
- AURVTN120 Remove and replace major welded panels on vehicles
- AURVTN123 Repair adhesive bonded structural damage on vehicles
- AURVTN126 Repair vehicle aluminium body panels without the use of body filler
- AURVTN127 Repair vehicle aluminium body panels using filler
- AURVTN128 Identify and repair high strength steel vehicle components
- AURVTN132 Inspect vehicle damage and determine repair procedures
- AURVTN133 Service and repair air compressors and components
- AURVTN134 Evaluate vehicle body repair materials, equipment and work processes
- AURVTN135 Apply original equipment manufacturer repair procedures during vehicle repairs
- AURVTN137 Test vehicle components for correct operation
- AURVTN138 Carry out basic repairs to vehicle body panels
- AURVTN140 Repair vehicle plastic components
- AURVTP101 Remove paint from vehicle painted surfaces
- AURVTP103 Prepare vehicle spray painting equipment for use
- AURVTP104 Apply basic colour matching techniques using vehicle paint codes
- AURVTP107 Touch up minor vehicle paintwork damage
- AURVTP109 Apply vehicle body film wrapping
- AURVTP110 Prepare and operate vehicle paint drying equipment
- AURVTP111 Apply solid acrylic two-pack materials to vehicle components
- AURVTP112 Apply air dry and polyurethane refinishing materials
- AURVTP113 Prepare vehicle substrates for refinishing
- AURVTP114 Colour match multi-layer and clear over base two-pack paints on vehicles and components
- AURVTP115 Match direct gloss solid paint colour on vehicles or components
- AURVTP116 Rectify and touch up vehicle direct gloss paint faults using two-pack systems
- AURVTP117 Rectify and touch up vehicle paint faults using clear over base two-pack systems
- AURVTP118 Rectify vehicle multi-layer and pearl paint faults using two-pack systems
- AURVTP123 Apply clear over base two-pack refinishing materials to vehicle body components
- AURVTP124 Apply clear over base multi-layer and pearl refinishing materials to vehicle body components
- AURVTP125 Apply water-based refinishing materials to vehicle bodies and substrates
- AURVTP128 Carry out custom painting techniques to vehicle body panels
- AURVTP129 Prepare surface and prime repaired body panels
- AURVTP130 Apply paint to vehicle body panels

- AURVTP131 Cut and polish painted vehicle body panels
- AURVTP132 Prepare and mask vehicle body panel surfaces
- AURVTS103 Fabricate vehicle composite material components
- AURVTS104 Repair vehicle composite material components
- AURVTS105 Fabricate vehicle body panels and components
- AURVTT121 Select and apply adhesives in automotive and marine service and repair work
- AURVTW101 Carry out manual metal arc welding on components
- AURVTW103 Carry out advanced gas metal arc welding on vehicle body sections
- AURVTW104 Carry out tungsten inert gas welding
- AURVTW105 Carry out spot welding
- AURVTW109 Carry out basic gas metal arc welding

9 newly created skill sets:

- AURSS00054 Light Vehicle Automatic Driveline Technology Skill Set
- AURSS00055 Heavy Vehicle Automatic Driveline Technology Skill Set
- AURSS00056 Light Vehicle Manual Driveline Technology Skill Set
- AURSS00057 Heavy Vehicle Manual Driveline Technology Skill Set
- AURSS00058 LPG Fuel Systems Skill Set
- AURSS00059 LNG Fuel Systems Skill Set
- AURSS00060 CNG Fuel Systems Skill Set
- AURSS00061 Motorsports Marketing Skill Set
- AURSS00062 Electric Bicycles Skill Set

AUR Training Package Modification History				
Version	Status	Release date	Approval process	Comments
5.0	Superseded	December 2018	AISC process	<p>Two revised qualifications, two new units of competency, 23 revised units of competency and 4 new skill sets. This training package also includes 43 new releases of qualifications to update packaging rules. Refer to the mapping for more information.</p> <p>Qualifications (updated)</p> <ul style="list-style-type: none"> ● AUR32518 Certificate III in Automotive Underbody Technology ● AUR40718 Certificate IV in Automotive Body Repair Technology <p>Units of competency (new)</p> <ul style="list-style-type: none"> ● AURRTF001 Diagnose and repair petrol and diesel marine fuel systems ● AURHTJ007 Remove, inspect, repair and refit industrial tyres and tubes <p>Units of competency (updated)</p> <ul style="list-style-type: none"> ● AURANN011 Estimate and quote automotive body repairs ● AURETD011 Diagnose and repair electronically controlled steering systems ● AURETR136 Diagnose and repair electronically controlled suspension systems ● AURHTB011 Diagnose and repair heavy vehicle air braking systems ● AURHTB012 Diagnose and repair heavy vehicle hydraulic and air over hydraulic braking systems ● AURKTJ011 Remove, inspect and fit earthmoving and off-the- road tyres ● AURKTJ012 Remove, inspect and fit earthmoving and off-the- road wheel and rim assemblies ● AURKTJ013 Perform minor repairs to earthmoving and off-the- road tyres ● AURKTJ015 Select earthmoving and off-the-road tyres, wheels and rim assemblies for specific applications ● AURKTJ016 Use earthmoving and off-the-road tyre handlers ● AURLLD011 Determine compliance of steering and suspension modifications ● AURLTD013 Carry out advanced light vehicle wheel alignment operations ● AURLTJ011 Select light vehicle wheels and tyres ● AURLTJ013 Remove, inspect and refit light vehicle wheel and tyre assemblies ● AURLTQ012 Diagnose and repair light vehicle drive shafts ● AURLTX013 Diagnose and repair light vehicle clutch systems ● AURTTB012 Attach friction materials and radius grind ● AURTTB013 Machine brake drums and brake disc rotors ● AURTTB015 Assemble and fit braking system components ● AURTTJ011 Balance wheels and tyres ● AURTTJ012 Remove, inspect and refit wheel hubs and associated brake components ● AURTTX015 Inspect and service clutch systems ● AURVTW018 Carry out oxyacetylene welding, thermal heating and cutting <p>Skill sets (new)</p> <ul style="list-style-type: none"> ● AURSS00050 Vehicle body repair estimator skill set ● AURSS00051 Marine transition skill set ● AURSS00052 Light Vehicle Wheel Alignment Skill Set ● AURSS00053 Heavy Vehicle Wheel Alignment Skill Set

4.0	Superseded	January 2018	AISC process	<p>One qualification updated.</p> <p>Qualification (updated)</p> <p>AUR20216 Certificate II in Automotive Air Conditioning Technology modified and recoded to AUR20218. AURETU005 Retrofit and modify air conditioning and HVAC systems moved from the qualification's core to elective unit bank.</p>
3.0	Superseded	April 2016	AISC process	<p>53 new qualifications, four revised qualifications.</p> <p>604 new units of competency recoded to conform with new Standards for Training Packages. 20 revised units of competency. 23 revised and recoded skill sets.</p> <p>This training package replaces both AUR Release 2.1 and AUR12 Release 2.1. Refer to mapping for more information.</p>
2.1	Superseded	February 2015	AISC process	<p>One new skill set updated to correct data</p> <p>Skill set (new)</p> <p>AURSS00026 Percussive Drill Maintenance and Advanced Systems Diagnosis Skill Set</p>
2.0	Superseded	January 2015	AISC process	<p>Three new qualifications, 31 new units of competency. Four revised units of competency. The remainder of qualifications and units for the Automotive Retail, Service and Repair industry are in AUR12 Version 2.0.</p> <p>Qualifications (new)</p> <ul style="list-style-type: none"> ● AUR30514 Certificate III in Marine Mechanical Technology ● AUR31114 Certificate III in Heavy Commercial Vehicle Mechanical Technology ● AUR40514 Certificate IV in Vehicle Loss Assessing <p>Units of competency (new)</p> <ul style="list-style-type: none"> ● AURFA009 Carry out research into the automotive industry ● AURETK003 Operate electrical test equipment ● AURETR046 Remove and refit vehicle batteries ● AURETR047 Recharge vehicle batteries ● AURETR048 Construct and test basic electronic circuits ● AURTTA027 Carry out basic vehicle servicing operations ● AURTTB007 Remove and replace brake assemblies ● AURTTC004 Remove and replace radiators ● AURTTD006 Remove and replace vehicle front suspension springs AURTTD007 Remove and replace steering assemblies ● AURTTE006 Remove and replace conventional engine assemblies ● AURTTE007 Dismantle and assemble single cylinder four-stroke petrol engines ● AURTTE008 Dismantle and assemble multi-cylinder four-stroke petrol engines ● AURTTE009 Remove and replace engine cylinder heads ● AURTTJ003 Remove and replace wheel and tyre assemblies AURTTX012 Dismantle and assemble manual conventional transmissions ● AURTTX013 Remove and replace clutch assemblies ● AURVLA001 Identify and report vehicle claim fraud indicators ● AURVNA001 Provide vehicle loss assessments and identify repair requirements ● AURVNA002 Provide vehicle total loss assessments ● AURVNA003 Review vehicle repair quotations ● AURVNA004 Apply insurance industry knowledge to vehicle loss assessments ● AURVNA005 Inspect quality of vehicle repair work ● AURVNA006 Identify and value vehicle salvage

				<ul style="list-style-type: none"> ● AURVNA007 Apply automotive mechanical and electrical knowledge to vehicle loss assessments ● AURVNA008 Apply automotive body and paint knowledge to vehicle loss assessments ● AURVNN001 Evaluate vehicle bodywork for damage and identify repair requirements ● AURVNP001 Evaluate vehicle paintwork for damage and identify refinish requirements ● AURVTA005 Clean vehicles ● AURVTP029 Prepare surface and prime repaired body panels ● AURVTW010 Set up and use welding equipment <p>Units of competency (revised)</p> <ul style="list-style-type: none"> ● AURKTJ001 Remove, inspect and fit earthmoving and off-the- road tyres ● AURKTJ002 Remove, inspect and fit earthmoving and off-the- road wheel and rim assemblies ● AURKTJ003 Perform minor repairs to earthmoving and off-the- road tyres ● AURKTJ006 Use earthmoving and off-the-road tyre handlers
1.1	Superseded	February 2014	AISC process	<p>One unit of competency updated to correct data</p> <p>Unit of competency (updated)</p> <ul style="list-style-type: none"> ● AURKTJ003 Perform minor repairs to earthmoving and off-the- road tyres
1.0	Superseded	December 2013	AISC process	<p>Primary release:</p> <p>One new qualification, seven new units of competency. The remainder of qualifications and units for the Automotive Retail, Service and Repair industry are in AUR12 Version 2.0.</p> <p>Qualification (new)</p> <ul style="list-style-type: none"> ● AUR32613 Certificate III in Automotive Tyre Management <p>Units of competency (new)</p> <ul style="list-style-type: none"> ● AURKKJ001 Manage use of tyre management software ● AURKTJ001 Remove, inspect and fit earthmoving and off-the- road tyres ● AURKTJ002 Remove, inspect and fit earthmoving and off-the- road wheel and rim assemblies ● AURKTJ003 Perform minor repairs to earthmoving and off-the- road tyres ● AURKTJ004 Conduct non-destructive testing of wheel and rim assemblies ● AURKTJ005 Select earthmoving and off-the-road tyres, wheels and rim assemblies for specific applications ● AURKTJ006 Use earthmoving and off-the-road tyre handlers

Who is this Guide for?

The Implementation Guide is designed to assist assessors, trainers, registered training organisations (RTOs) and enterprises to deliver nationally endorsed industry training packages.

Nationally endorsed training packages are developed to meet the Standards for Training Packages 2012 ratified by Commonwealth and state/territory ministers, and their two accompanying policies which were updated in 2019.

As well as information relevant to all training packages, it provides specific information and advice about the history, structure, key features and application of the AUR Automotive Retail, Service and Repair Training Package.

What is in the Guide

This AUR Automotive Retail, Service and Repair Training Package Implementation Guide provides:

- information relevant to all training packages
- lists of qualifications, skill sets and units of competency
- mapping information for qualifications, skill sets and units of competency
- specific information and advice about the history, structure, key features and application of the AUR Training Package.

What is a training package?

A training package is a set of nationally endorsed qualifications, units of competency and their assessment requirements developed for a specific industry or sector. A training package:

- specifies the skills and knowledge required to perform effectively in the workplace
- provides consistent components for training, assessing or recognising skills
- enables nationally recognised qualifications to be awarded through direct assessment of workplace competencies
- promotes flexible modes of training to suit individual and industry requirements
- encourages learning and assessment in a work-related environment that leads to verifiable workplace outcomes
- may also provide support materials.

While a training package *does* specify workplace skills and knowledge requirements, it *does not* suggest how a learner should be trained. Users of training packages, such as trainers or assessors, must develop learning and assessment strategies that support the needs of their particular learners.

Components of PwC's Skills for Australia training packages

Training packages consist of the following endorsed components.

- **Qualifications** that consist of units of competency packaged into meaningful groups to meet workplace roles and aligned to vocational qualification levels identified in the Australian Qualifications Framework (AQF).
- **Units of competency** that specify the standards of performance required in the workplace.
- **Assessment requirements** that specify the performance evidence, knowledge evidence and conditions for assessment for each unit of competency.
- **Credit arrangements** which specify details of existing credit arrangements between vocational and higher education qualifications in accordance with the AQF. Currently no credit arrangements exist between any PwC's Skills for Australia training package qualifications and higher education qualifications.

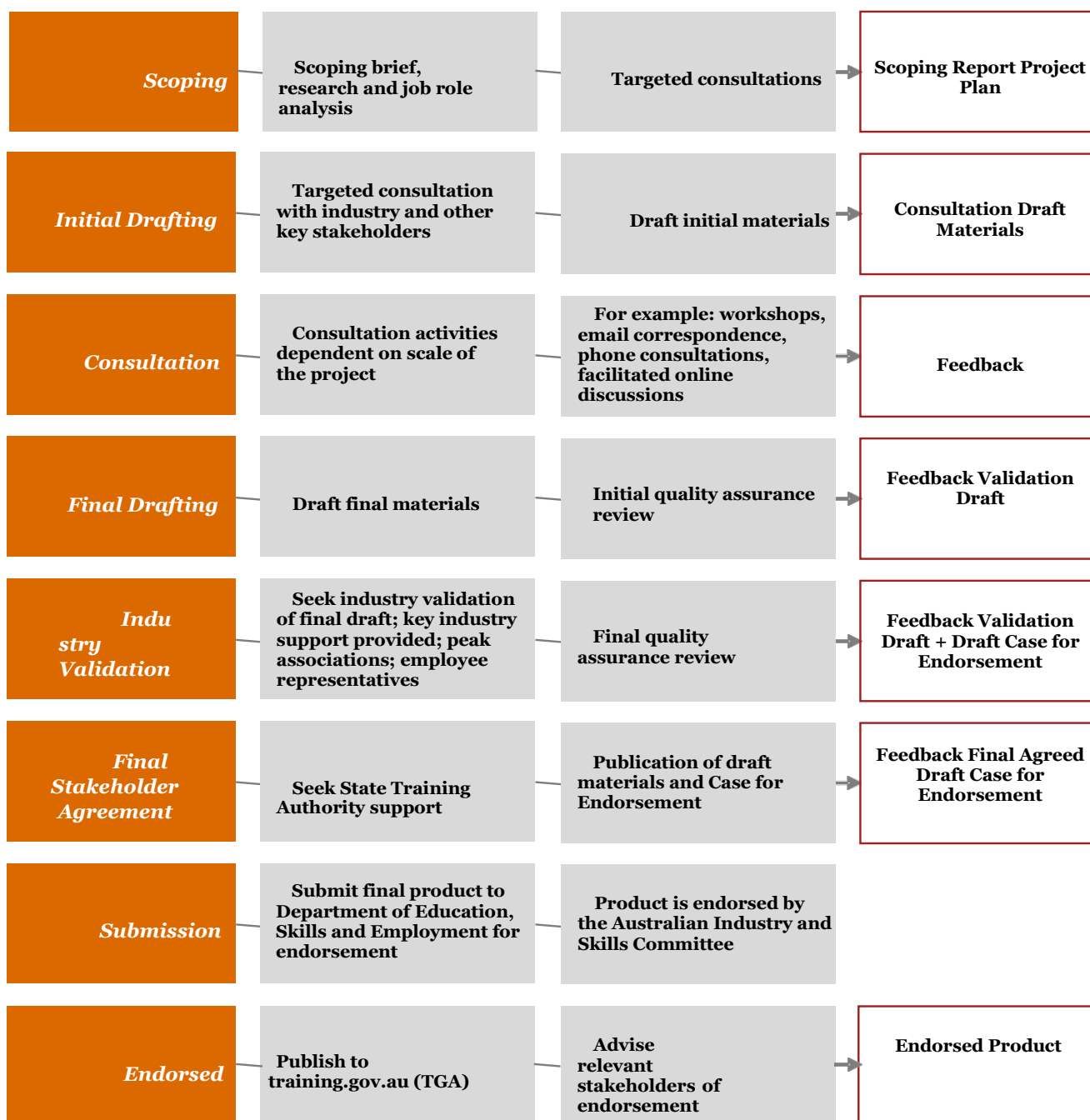
Training packages may also include non-endorsed components.

- **Skill sets**, which are groups of endorsed units of competency that address a defined industry need or licensing or regulatory requirement.
- **Companion volumes** (including this Implementation Guide), which provide support for delivery and assessment.
- **User guides**, which provide information about specific components.

Training package development and endorsement process

Nationally endorsed training packages are developed to meet the Standards for Training Packages 2012 ratified by Commonwealth and state/territory ministers, and their two accompanying policies. More information about training package standards and policies is available on the Department of Education, Skills and Employment websites: <https://www.dese.gov.au> and <https://docs.employment.gov.au/documents/training-package-development-and-endorsement-process-policy-0>

Training packages are developed to meet the training needs of specific industries and sectors. They differ from education and training courses in that they must be created with industry involvement and extensive national consultation. They are regularly reviewed through a continuous improvement cycle and updated to ensure they remain current and relevant. The following diagram demonstrates PwC's Skills for Australia development/review process.



Who can deliver and assess a qualification?

For the purpose of national recognition, training delivery and assessment must be conducted by an RTO with the qualifications or specific units of competency on its scope of registration.

All RTOs must comply with the requirements set out in applicable national frameworks and standards. The current registering bodies, frameworks and standards, and which type of RTO they apply to, are shown in the table on the following page. Users of this Implementation Guide are advised to check the applicable standards for their particular circumstances.

More information about national standards and standards for non-referring states can be found at:

<https://www.asqa.gov.au/about/australias-vet-sector/vet-quality-framework>

RTOs must make sure that training and assessment comply with the relevant standards. This includes ensuring that training delivery and assessment is conducted by those who:

- have the necessary training and assessment competencies
- have the relevant vocational competencies at least to the level being delivered or assessed
- can demonstrate current industry skills directly relevant to the training/assessment being delivered

- continue to develop their vocational education and training (VET) knowledge and skills, industry currency and trainer/assessor competence.

In some cases, RTOs may need to use team-based or collaborative approaches to bring together all the necessary skills and knowledge to train and assess the full range of skills within a program of vocational training.

Check for specific assessor requirements in the *Assessment conditions* section of the assessment requirements for the unit of competency.

Summary of Frameworks and Standards for RTOs

Registering body	Standards	Applicable RTOs
Australian Skills Quality Authority (ASQA)	Standards for Registered Training Organisations (RTOs) 2015	RTOs that deliver training in the Australian Capital Territory, New South Wales, the Northern Territory, South Australia, Queensland, or Tasmania RTOs in Victoria and Western Australia that offer training to overseas students and/or students (including online courses) in the Australian Capital Territory, New South Wales, the Northern Territory, South Australia, Queensland, or Tasmania
Training Accreditation Council (WA TAC)	Standards for Registered Training Organisations (RTOs) 2015	RTOs that deliver vocational education and training solely in Western Australia and do not intend to apply to be registered on the Commonwealth Register of Institutions and Courses for Overseas Learners (CRICOS)
Victorian Registration and Qualifications Authority (VRQA) – Victoria	AQTF Essential Conditions and Standards for Initial Registration AQTF Essential Conditions and Standards for Continuing Registration	RTOs that deliver vocational education and training solely in Victoria and do not intend to apply to be registered on the Commonwealth Register of Institutions and Courses for Overseas Learners (CRICOS)

List of AQF qualifications, skill sets and units of competency in AUR V7.1

AUR Version 7.1 qualifications

AUR Version 7.1 qualifications	
Code	Title
AUR10120	Certificate I in Automotive Vocational Preparation
AUR20116	Certificate II in Automotive Administration
AUR20220	Certificate II in Automotive Air Conditioning Technology
AUR20320	Certificate II in Bicycle Mechanical Technology
AUR20420	Certificate II in Automotive Electrical Technology
AUR20520	Certificate II in Automotive Servicing Technology
AUR20720	Certificate II in Automotive Vocational Preparation
AUR20820	Certificate II in Outdoor Power Equipment Technology
AUR20920	Certificate II in Automotive Body Repair Technology
AUR21020	Certificate II in Motor Sport Technology
AUR21120	Certificate II in Automotive Sales
AUR21220	Certificate II in Automotive Underbody Technology
AUR21520	Certificate II in Automotive Cylinder Head Reconditioning
AUR21820	Certificate II in Automotive Steering and Suspension System Technology
AUR21920	Certificate II in Automotive Tyre Servicing Technology
AUR22021	Certificate II in Automotive Accessory Fitting
AUR30116	Certificate III in Automotive Administration
AUR30220	Certificate III in Bicycle Workshop Operations

AUR Version 7.1 qualifications	
Code	Title
AUR30320	Certificate III in Automotive Electrical Technology
AUR30420	Certificate III in Agricultural Mechanical Technology
AUR30520	Certificate III in Marine Mechanical Technology
AUR30620	Certificate III in Light Vehicle Mechanical Technology
AUR30720	Certificate III in Outdoor Power Equipment Technology
AUR30820	Certificate III in Motorcycle Mechanical Technology
AUR30920	Certificate III in Motor Sport Technology
AUR31020	Certificate III in Automotive Sales
AUR31120	Certificate III in Heavy Commercial Vehicle Mechanical Technology
AUR31220	Certificate III in Mobile Plant Technology
AUR31316	Certificate III in Automotive Engine Reconditioning
AUR31420	Certificate III in Automotive Diesel Fuel Technology
AUR31520	Certificate III in Automotive Diesel Engine Technology
AUR31820	Certificate III in Heavy Commercial Trailer Technology
AUR32120	Certificate III in Automotive Body Repair Technology
AUR32220	Certificate III in Automotive Glazing Technology
AUR32320	Certificate III in Automotive and Marine Trimming Technology
AUR32420	Certificate III in Automotive Refinishing Technology
AUR32518	Certificate III in Automotive Underbody Technology
AUR32721	Certificate III in Automotive Electric Vehicle Technology
AUR40116	Certificate IV in Automotive Management
AUR40216	Certificate IV in Automotive Mechanical Diagnosis
AUR40320	Certificate IV in Motor Sport Technology
AUR40520	Certificate IV in Vehicle Loss Assessing
AUR40620	Certificate IV in Automotive Electrical Technology
AUR40720	Certificate IV in Automotive Body Repair Technology
AUR40820	Certificate IV in Automotive Mechanical Overhauling
AUR50116	Diploma of Automotive Management
AUR50216	Diploma of Automotive Technology

AUR Version 7.1 skill sets

AUR Version 7.1 skill sets	
Code	Title
AURSS00026	Percussive Drill Maintenance and Advanced Systems Diagnosis Skill Set
AURSS00027	Automotive CNG Installation, Service and Repair Skill Set
AURSS00028	Automotive CNG Service and Repair Skill Set
AURSS00029	Automotive Electrical Skill Set for Light Vehicle Technicians
AURSS00031	Automotive LNG Service and Repair Skill Set
AURSS00032	Automotive LPG Installation, Service and Repair Skill Set
AURSS00033	Automotive LPG Service and Repair Skill Set
AURSS00036	Heavy Commercial Vehicle Skill Set for Light Vehicle Technicians
AURSS00037	Hybrid Electric Vehicle Inspection and Servicing Skill Set
AURSS00039	Mobile Plant Skill Set for Heavy Commercial Vehicle Technicians
AURSS00040	Mobile Plant Skill Set for Light Vehicle Technicians
AURSS00041	Vehicle Air Conditioning Install and Overhaul Skill Set
AURSS00042	Vehicle Air Conditioning Installation Skill Set
AURSS00043	Vehicle Air Conditioning Overhaul Skill Set
AURSS00044	Vehicle Air Conditioning Service, Retrofit and Repair Skill Set
AURSS00045	Vehicle Refrigerant Recovery Skill Set
AURSS00046	Advanced Body Repair Skill Set
AURSS00047	Advanced Body Repair Welding Skill Set
AURSS00048	Advanced Vehicle Refinishing Skill Set
AURSS00049	Vehicle Climate Control and HVAC Diagnostic Specialist Skill Set
AURSS00050	Vehicle Body Repair Estimator Skill Set
AURSS00051	Marine Transition Skill Set
AURSS00052	Light Vehicle Wheel Alignment Skill Set
AURSS00053	Heavy Vehicle Wheel Alignment Skill Set
AURSS00054	Light Vehicle Automatic Driveline Technology Skill Set
AURSS00055	Heavy Vehicle Automatic Driveline Technology Skill Set
AURSS00056	Light Vehicle Manual Driveline Technology Skill Set
AURSS00057	Heavy Vehicle Manual Driveline Technology Skill Set
AURSS00058	LPG Fuel Systems Skill Set
AURSS00059	LNG Fuel Systems Skill Set
AURSS00060	CNG Fuel Systems Skill Set
AURSS00061	Motorsports Marketing Skill Set
AURSS00062	Electric Bicycles Skill Set
AURSS00063	Battery Electric Vehicle Diagnose and Repair Skill Set
AURSS00064	Battery Electric Vehicle Inspecting and Servicing Skill Set

AUR Version 7.1 units of competency

AUR Version 7.1 units of competency	
Code	Title
AURAAA001	Work in an automotive administration role
AURAAA002	Determine retail rates for automotive products and services
AURACA001	Respond to customer needs and enquiries in an automotive workplace
AURACA002	Manage complex customer requirements in an automotive workplace
AURACA003	Build customer relations in an automotive workplace
AURACA101	Respond to customer needs and enquiries in an automotive workplace
AURACA102	Manage complex customer requirements in an automotive workplace
AURACA103	Build customer relations in an automotive workplace
AURAEA001	Identify environmental and sustainability requirements in an automotive service or repair workplace
AURAEA002	Follow environmental and sustainability best practice in an automotive workplace
AURAEA003	Monitor environmental and sustainability best practice in an automotive workplace
AURAEA004	Manage environmental and sustainability best practice in an automotive workplace
AURAF A001	Use numbers in an automotive workplace
AURAF A002	Read and respond to automotive workplace information
AURAF A003	Communicate effectively in an automotive workplace
AURAF A004	Resolve routine problems in an automotive workplace
AURAF A005	Write routine texts in an automotive workplace
AURAF A006	Conduct research and present technical reports
AURAF A007	Develop and document specifications and procedures
AURAF A009	Carry out research into the automotive industry
AURAF A103	Communicate effectively in an automotive workplace
AURAF A104	Resolve routine problems in an automotive workplace
AURAF A105	Write routine texts in an automotive workplace
AURAF A106	Conduct research and present technical reports
AURAF A108	Interpret and apply automotive repair instructions
AURAF A110	Identify routine problems in an automotive workplace
AURAKA001	Use information technology systems
AURAKA002	Adapt work processes to new technologies in an automotive workplace
AURALA001	Comply with legal aspects of a service and repair contract in an automotive workplace
AURAMA001	Work effectively with others in an automotive workplace
AURAMA002	Communicate business information in an automotive workplace
AURAMA003	Conduct information sessions in an automotive workplace
AURAMA004	Maintain business image in an automotive workplace
AURAMA005	Manage complex customer issues in an automotive workplace
AURAMA006	Contribute to planning and implementing business improvement in an automotive workplace
AURAMA102	Communicate business information in an automotive workplace
AURANN011	Estimate and quote automotive body repairs
AURAQA001	Contribute to quality work outcomes in an automotive workplace
AURAQA002	Inspect technical quality of work in an automotive workplace
AURAQA003	Maintain quality processes in an automotive workplace
AURASA001	Apply automotive workplace safety fundamentals
AURASA002	Follow safe working practices in an automotive workplace
AURASA102	Follow safe working practices in an automotive workplace
AURATA001	Identify basic automotive faults using troubleshooting processes

AURATA002	Read, interpret and apply engineering drawings
AURATA004	Provide technical guidance
AURATA005	Estimate and quote automotive mechanical and electrical repairs
AURBCA002	Select and adjust bicycles to fit riders
AURBCA101	Work in a retail bicycle environment
AURBCA102	Select and adjust bicycles to fit riders
AURBTA001	Remove and tag bicycle components
AURBTA005	Restore bicycles
AURBTA007	Provide mechanical support during cycling events
AURBTA102	Adjust bicycles and components
AURBTA103	Assemble bicycles
AURBTA104	Assemble new boxed bicycles for retail sale
AURBTA106	Assemble components for custom bicycles
AURBTA108	Disassemble and pack a bicycle for transport
AURBTB002	Service bicycle hydraulic braking systems
AURBTB003	Repair and overhaul bicycle hydraulic braking systems
AURBTB101	Service and repair bicycle mechanical braking systems
AURBTD101	Service bicycle steering systems
AURBTD102	Service bicycle suspension systems
AURBTD103	Repair and overhaul bicycle steering systems
AURBTD104	Repair and overhaul bicycle suspension systems
AURBTJ101	Remove, repair and refit bicycle tyres
AURBTJ102	Service bicycle wheels and hubs
AURBTJ103	Design and build bicycle wheels
AURBTJ104	Repair and overhaul bicycle wheels and hubs
AURBTK101	Maintain specialised bicycle repair tools and equipment
AURBTQ001	Service bicycle drivetrain systems
AURBTQ002	Repair and overhaul bicycle drivetrain systems
AURBTR002	Install and adjust bicycle electronic gear shifters
AURBTR101	Inspect and service electric power-assisted bicycles
AURBTR103	Retrofit electric drivetrain systems to bicycles
AURBTR104	Diagnose and repair electric bicycles
AURBTV101	Remove, refit and adjust bicycle accessories
AURBTY001	Repair bicycle frames
AURETA001	Analyse and evaluate electrical and electronic faults in electronic over hydraulic systems
AURETA002	Analyse and evaluate electrical and electronic faults in body management systems
AURETA003	Analyse and evaluate electrical and electronic faults in monitoring and protection systems
AURETA004	Analyse and evaluate electrical and electronic faults in convenience and entertainment systems
AURETA005	Analyse and evaluate electrical and electronic faults in theft-deterrent systems
AURETA006	Analyse and evaluate electrical and electronic faults in air conditioning and HVAC systems
AURETB002	Analyse and evaluate electrical and electronic faults in dynamic control management systems
AURETB101	Diagnose and repair electric braking systems
AURETD011	Diagnose and repair electronically controlled steering systems
AURETD101	Diagnose and repair electronically controlled steering systems
AURETE001	Analyse and evaluate electrical and electronic faults in engine management systems
AURETH001	Depower and reinitialise battery electric vehicles
AURETH002	Service and maintain battery electric vehicles
AURETH003	Diagnose and repair high voltage rechargeable energy storage systems in battery electric vehicle
AURETH004	Diagnose and repair traction motor speed control systems in battery electric vehicles
AURETH005	Diagnose and repair high voltage traction motors in battery electric vehicles

AURETH005	Diagnose and repair high voltage traction motors in battery electric vehicles
AURETH006	Diagnose and repair auxiliary motors and associated components in battery electric vehicles
AURETH007	Diagnose and repair system instrumentation and safety interlocks in battery electric vehicles
AURETH008	Diagnose and repair HVAC and rechargeable energy storage cooling systems in battery electric vehicle
AURETH009	Diagnose and repair DC to DC converters in battery electric vehicles
AURETH010	Diagnose and repair high voltage rechargeable energy storage systems in hybrid electric vehicles
AURETH011	Depower and reinitialise hybrid electric vehicles
AURETH012	Service and maintain electrical components in hybrid electric vehicles
AURETH013	Analyse and evaluate electrical and electronic faults in HEV and BEV management systems
AURETH015	Diagnose, remove and replace heavy electric vehicle rechargeable energy storage systems
AURETH016	Diagnose and repair complex faults in battery electric vehicle powertrains
AURETH101	Depower and reinitialise battery electric vehicles
AURETH102	Inspect and maintain battery electric vehicles
AURETH103	Diagnose and repair high voltage rechargeable energy storage systems in battery electric vehicles
AURETH104	Diagnose and repair traction motor speed control systems in battery electric vehicles
AURETH105	Diagnose and repair high voltage traction motors in battery electric vehicles
AURETH106	Diagnose and repair auxiliary motors and associated components in battery electric vehicles
AURETH107	Diagnose and repair system instrumentation and safety interlocks in battery electric vehicles
AURETH108	Diagnose and repair HVAC and rechargeable energy storage cooling systems in battery electric vehicle
AURETH109	Diagnose and repair DC to DC converters in battery electric vehicles
AURETH110	Diagnose and repair high voltage rechargeable energy storage systems in hybrid electric vehicles
AURETH114	Diagnose complex faults in hybrid and battery electric vehicle network management systems
AURETK001	Identify, select and use low voltage electrical test equipment
AURETK002	Use and maintain electrical test equipment in an automotive workplace
AURETK003	Operate electrical test equipment
AURETR001	Remove and tag automotive electrical system components
AURETR002	Inspect heavy vehicle battery storage systems
AURETR005	Install automotive security systems and components
AURETR006	Solder electrical wiring and circuits
AURETR007	Apply knowledge of automotive electrical circuits and wiring systems
AURETR008	Remove and replace electrical units and assemblies
AURETR009	Install vehicle lighting and wiring systems
AURETR010	Repair wiring harnesses and looms
AURETR011	Install basic ancillary electrical systems and components
AURETR013	Inspect, test and service charging systems
AURETR014	Inspect, test and service starting systems
AURETR016	Read and apply vehicle wiring schematics and drawings
AURETR017	Overhaul charging system alternators
AURETR018	Overhaul starting system motors
AURETR019	Inspect, service and repair AC electric motor drive systems
AURETR020	Diagnose and repair network electronic control systems
AURETR021	Inspect, service and repair electronic management, monitoring and tracking systems
AURETR022	Diagnose and repair vehicle dynamic control systems
AURETR024	Diagnose and repair compression ignition engine management systems
AURETR025	Test, charge and replace batteries and jump-start vehicles
AURETR026	Remove, replace and program electrical and electronic units and assemblies
AURETR027	Install ancillary electronic systems and components
AURETR028	Diagnose and repair instruments and warning systems
AURETR032	Diagnose and repair automotive electrical systems
AURETR033	Develop and apply network electronic control system modifications

AURETR034	Develop and apply electrical system modifications
AURETR037	Diagnose complex faults in light vehicle safety systems
AURETR042	Remove, refit and operate electrical components following body repair activities
AURETR043	Diagnose and repair electronic body management systems
AURETR045	Inspect, service and repair DC electric motor drive systems
AURETR048	Construct and test basic electronic circuits
AURETR049	Install in-vehicle entertainment and convenience system
AURETR051	Diagnose, repair and replace precision agriculture systems
AURETR103	Identify automotive electrical systems and components
AURETR104	Diagnose complex faults in convenience and entertainment systems
AURETR112	Test and repair basic electrical circuits
AURETR115	Inspect, test and service batteries
AURETR116	Read and apply vehicle wiring schematics and drawings
AURETR120	Diagnose and repair network electronic control systems
AURETR121	Diagnose, repair and replace electronic management, monitoring and tracking systems
AURETR122	Diagnose and repair vehicle dynamic control systems
AURETR123	Diagnose and repair spark ignition engine management systems
AURETR124	Diagnose and repair compression ignition engine management systems
AURETR125	Test, charge and replace batteries and jump-start vehicles
AURETR128	Diagnose and repair instruments and warning systems
AURETR129	Diagnose and repair charging systems
AURETR130	Diagnose and repair starting systems
AURETR131	Diagnose and repair ignition systems
AURETR132	Diagnose and repair automotive electrical systems
AURETR128	Diagnose and repair instruments and warning systems
AURETR129	Diagnose and repair charging systems
AURETR130	Diagnose and repair starting systems
AURETR131	Diagnose and repair ignition systems
AURETR132	Diagnose and repair automotive electrical systems
AURETR135	Apply knowledge of petrol and diesel engine operation
AURETR136	Diagnose and repair electronically controlled suspension systems
AURETR137	Diagnose complex faults in light vehicle safety systems
AURETR138	Diagnose complex faults in motorcycle electrical and electronic systems
AURETR139	Diagnose complex faults in light vehicle theft-deterrent systems
AURETR140	Diagnose complex faults in vehicle monitoring and protection systems
AURETR143	Diagnose and repair electronic body management systems
AURETR144	Diagnose and repair integrated engine and transmission management systems
AURETR146	Remove and refit vehicle batteries
AURETR147	Recharge vehicle batteries
AURETR149	Apply knowledge of ADAS technology in vehicle pre-repair scans
AURETR236	Diagnose and repair electronically controlled suspension systems
AURETU001	Install air conditioning systems
AURETU002	Recover vehicle refrigerants
AURETU003	Service air conditioning and HVAC systems
AURETU004	Diagnose and repair air conditioning and HVAC systems
AURETU005	Retrofit and modify air conditioning and HVAC systems
AURETU006	Diagnose complex faults in air conditioning and HVAC systems
AURETU007	Overhaul air conditioning and HVAC system compressors
AURETU102	Recover vehicle refrigerants
AURETU103	Service air conditioning and HVAC systems

AURETU104	Diagnose and repair air conditioning and HVAC components
AURETU105	Retrofit automotive air conditioning and HVAC systems
AURETU106	Diagnose complex faults in air conditioning and HVAC systems
AURETX001	Analyse and evaluate electrical and electronic faults in driveline management systems
AURHTA001	Carry out heavy vehicle pre-repair cleaning
AURHTB001	Diagnose and repair heavy vehicle air braking systems
AURHTB002	Diagnose and repair heavy vehicle hydraulic and air over hydraulic braking systems
AURHTB003	Overhaul hydraulic and air over hydraulic braking system components
AURHTB005	Analyse and evaluate faults in heavy commercial vehicle braking systems
AURHTB101	Diagnose and repair heavy vehicle air braking systems
AURHTB106	Diagnose complex faults in heavy commercial vehicle braking systems
AURHTB107	Diagnose and repair heavy commercial vehicle electronic braking systems
AURHTD001	Inspect heavy commercial vehicle suspension systems
AURHTD002	Diagnose and repair heavy commercial vehicle steering systems
AURHTD003	Diagnose and repair heavy commercial vehicle suspension systems
AURHTD004	Carry out heavy vehicle wheel alignment operations
AURHTD005	Analyse and evaluate faults in heavy commercial vehicle steering and suspension systems
AURHTD102	Diagnose and repair heavy vehicle steering systems
AURHTD103	Diagnose and repair heavy vehicle suspension systems
AURHTD104	Carry out heavy vehicle wheel alignment operations
AURHTD106	Diagnose complex faults in heavy commercial vehicle steering and suspension systems
AURHTE001	Remove and install heavy vehicle engine assemblies
AURHTE002	Diagnose and repair heavy vehicle compression ignition engines
AURHTE004	Analyse and evaluate faults in heavy commercial vehicle engine and fuel systems
AURHTE102	Diagnose and repair heavy vehicle compression ignition engines
AURHTE103	Diagnose complex faults in heavy vehicle diesel engines
AURHTF001	Inspect heavy commercial vehicle fuel systems
AURHTF002	Diagnose and repair heavy vehicle diesel fuel injection systems
AURHTF102	Diagnose and repair heavy vehicle diesel fuel injection systems
AURHTJ001	Inspect heavy commercial vehicle wheels and tyres
AURHTJ007	Remove, inspect, repair and refit industrial tyres and tubes
AURHTJ102	Select heavy vehicle tyres, wheels and rims
AURHTJ103	Remove, inspect and refit heavy vehicle wheel and tyre assemblies
AURHTJ104	Remove, inspect, repair and refit agricultural equipment tyres and tubes
AURHTJ106	Remove, inspect, repair and refit heavy vehicle tyres and tubes
AURHTL101	Inspect, diagnose and repair alternative fuel systems in heavy vehicle engines
AURHTQ001	Inspect heavy commercial vehicle driveline components
AURHTQ003	Diagnose and repair heavy vehicle drive shafts
AURHTQ102	Diagnose and repair heavy commercial vehicle final drive assemblies
AURHTQ103	Diagnose and repair heavy vehicle drive shafts
AURHTR105	Diagnose and repair heavy commercial trailer electronically controlled roll stability systems
AURHTX001	Diagnose and repair heavy vehicle manual transmissions
AURHTX002	Inspect, test and replace heavy vehicle automatic transmissions
AURHTX101	Diagnose and repair heavy vehicle manual transmissions
AURHTX103	Diagnose and repair heavy vehicle automatic transmissions
AURHTX104	Diagnose and repair heavy vehicle clutch systems
AURHTX106	Diagnose complex faults in heavy commercial vehicle transmission and driveline systems
AURHTY001	Inspect and service mechanical connections of heavy vehicles and trailers over 4.5 tonnes
AURHTY102	Diagnose and repair mechanical connections of heavy vehicles and trailers over 4.5 tonnes
AURHTZ001	Diagnose and repair heavy vehicle emission control systems

AURHTZ101	Diagnose and repair heavy vehicle emission control systems
AURJTA001	Carry out minor adjustments to motorcycles
AURJTA002	Remove and replace motorcycle components and accessories
AURJTB101	Diagnose and repair motorcycle braking systems
AURJTD001	Inspect motorcycle suspension systems
AURJTD002	Inspect motorcycle steering systems
AURJTD103	Diagnose and repair motorcycle suspension systems
AURJTD104	Diagnose and repair motorcycle steering systems
AURJTD105	Diagnose complex faults in motorcycle steering and suspension systems
AURJTE101	Diagnose and repair motorcycle engines
AURJTE102	Diagnose complex faults in motorcycle engine and transmission systems
AURJTE103	Inspect and service motorcycle engines
AURJTE104	Diagnose and repair motorcycle engine management systems
AURJTJ001	Remove, inspect and refit motorcycle wheel and tyre assemblies
AURJTJ002	Remove, inspect, repair and refit motorcycle tyres and tubes
AURJTJ003	Remove and refit motorcycle wheel and tyre assemblies
AURJTQ001	Inspect and service motorcycle driveline systems
AURJTQ102	Diagnose and repair motorcycle driveline systems
AURJTR102	Diagnose and repair motorcycle charging systems
AURJTR103	Diagnose and repair motorcycle starting systems
AURJTR104	Diagnose and repair motorcycle dynamic control systems
AURJTX101	Diagnose and repair motorcycle clutch systems
AURJTX102	Diagnose and repair motorcycle manual transmissions
AURJTX103	Diagnose and repair motorcycle automatic transmissions
AURJTY001	Repair and align motorcycle frames
AURKKJ001	Manage use of tyre management software
AURKTA001	Synchronise plant and equipment
AURKTA002	Inspect, service and repair crop harvesting equipment
AURKTA003	Inspect, service and repair crop planting and seeding equipment
AURKTA004	Inspect, service and repair spraying and spreading equipment
AURKTA005	Inspect, service and repair track type drive and support systems
AURKTA010	Inspect, service and repair hay cutting, raking and baling equipment
AURKTA011	Diagnose and repair mobile plant hydraulic systems
AURKTA109	Diagnose complex faults in mobile plant hydraulic systems
AURKTA111	Diagnose and repair mobile plant hydraulic systems
AURKTB001	Diagnose and repair mobile plant braking systems
AURKTB002	Analyse and evaluate faults in wheeled mobile plant braking systems
AURKTB101	Diagnose and repair mobile plant braking systems
AURKTB103	Diagnose complex faults in mobile plant braking systems
AURKTD002	Diagnose and repair mobile plant steering systems
AURKTD101	Diagnose and repair mobile plant suspension systems
AURKTD102	Diagnose and repair mobile plant steering systems
AURKTD105	Diagnose complex faults in mobile plant steering and suspension systems
AURKTJ011	Remove, inspect and fit earthmoving and off-the-road tyres
AURKTJ012	Remove, inspect and fit earthmoving and off-the-road wheel and rim assemblies
AURKTJ013	Perform minor repairs to earthmoving and off-the-road tyres
AURKTJ015	Select earthmoving and off-the-road tyres, wheels and rim assemblies for specific applications
AURKTJ016	Use earthmoving and off-the-road tyre handlers
AURKTQ001	Diagnose and repair mobile plant final drive assemblies
AURKTQ101	Diagnose and repair mobile plant final drive assemblies

AURKTR001	Diagnose and repair electronic over hydraulic control systems
AURKTR101	Diagnose and repair electronic over hydraulic control systems
AURKTX001	Diagnose and repair powershift transmissions
AURKTX101	Diagnose and repair powershift transmissions
AURKTX103	Diagnose complex faults in mobile plant transmission and driveline systems
AURKTX104	Diagnose and repair continuously variable transmissions
AURLLD011	Determine compliance of steering and suspension modifications
AURLTA101	Identify automotive mechanical systems and components
AURLTB001	Overhaul light vehicle braking system components
AURLTB002	Analyse and evaluate faults in light vehicle braking systems
AURLTB003	Diagnose and repair light vehicle hydraulic braking systems
AURLTB103	Diagnose and repair light vehicle hydraulic braking systems
AURLTB104	Diagnose complex faults in light vehicle braking systems
AURLTD002	Service and repair light vehicle lift assisted suspension systems
AURLTD004	Diagnose and repair light vehicle steering systems
AURLTD005	Diagnose and repair light vehicle suspension systems
AURLTD006	Carry out light vehicle wheel alignment operations
AURLTD007	Analyse and evaluate faults in light vehicle steering and suspension systems
AURLTD008	Replace and refit steering, suspension and braking system components
AURLTD013	Carry out advanced light vehicle wheel alignment operations
AURLTD101	Select and install performance enhanced suspension system products
AURLTD104	Diagnose and repair light vehicle steering systems
AURLTD105	Diagnose and repair light vehicle suspension systems
AURLTD106	Carry out light vehicle wheel alignment operations
AURLTD109	Diagnose complex faults in light vehicle steering and suspension systems
AURLTE001	Remove and install light vehicle engine assemblies
AURLTE002	Diagnose and repair light vehicle engines
AURLTE003	Analyse and evaluate faults in light vehicle engine and fuel systems
AURLTE102	Diagnose and repair light vehicle engines
AURLTE104	Diagnose complex faults in light vehicle petrol engines
AURLTE105	Diagnose complex faults in light vehicle diesel engines
AURLTF101	Diagnose and repair light vehicle mechanical fuel injection systems
AURLTF102	Diagnose and repair light vehicle diesel fuel injection systems
AURLTJ002	Remove, inspect, repair and refit light vehicle tyres and tubes
AURLTJ011	Select light vehicle wheels and tyres
AURLTJ013	Remove, inspect and refit light vehicle wheel and tyre assemblies
AURLTJ102	Remove, inspect, repair and refit light vehicle tyres and tubes
AURLTJ104	Provide advice on the effects of light vehicle wheel and tyre combinations
AURLTJ113	Remove, inspect and refit light vehicle wheel and tyre assemblies
AURLTQ003	Analyse and evaluate faults in light vehicle transmission and driveline systems
AURLTQ101	Diagnose and repair light vehicle final drive assemblies
AURLTQ102	Diagnose and repair light vehicle drive shafts
AURLTX013	Diagnose and repair light vehicle clutch systems
AURLTX101	Diagnose and repair light vehicle manual transmissions
AURLTX102	Diagnose and repair light vehicle automatic transmissions
AURLTX103	Diagnose and repair light vehicle clutch systems
AURLTX104	Diagnose complex faults in light vehicle automatic transmission and driveline systems
AURLTZ101	Diagnose and repair light vehicle emission control systems
AURMBA002	Load and unload competition vehicles and support equipment
AURMBA101	Transport light competition vehicles and support equipment

AURMCA101	Manage motor sport team media liaison
AURMCA102	Manage motor sport team promotional partnerships and marketing
AURMDA002	Assist with officiating duties at motor sport events
AURMDA101	Develop and update motor sport industry knowledge
AURMDA107	Act as a steward at motor sport events
AURMGA101	Set up and dismantle temporary work location and equipment at motor sport events
AURMGA102	Manage personal presentation and development in a motor sport environment
AURMKA001	Manage motor sport data
AURMLA001	Apply motor sport rules and regulations when officiating
AURMLA003	Inspect vehicles and equipment at motor sport events for compliance
AURMMA007	Follow motor sport event and team safety requirements
AURMMA101	Operate in a motor sport environment
AURMMA102	Manage the preparation of motor sport competition vehicles
AURMMA103	Manage motor sport operations
AURMMA104	Manage motor sport team development
AURMMA108	Coordinate operations of a motor sport team
AURMSA001	Follow motor sport safety and risk management procedures
AURMTA005	Perform pit lane and service area operations at motor sport events
AURMTA006	Perform torquing and fastening on motor sport competition vehicles
AURMTA007	Conduct non-destructive testing
AURMTA008	Apply aerodynamic and vehicle dynamic principles and effects to competition vehicles
AURMTA101	Prepare and service light competition vehicles
AURMTA102	Assemble and prepare competition vehicles for motor sport events
AURMTA103	Determine material suitability for competition vehicle components
AURMTA104	Prepare competition vehicles at motor sport events
AURMTA109	Collect and log motor sport data
AURMTD001	Test suspension dampers using a dynamometer
AURMTD002	Prepare competition vehicle suspension
AURMTE001	Test engines using a dynamometer
AURMTE101	Test engines using a dynamometer
AURMTF001	Analyse and repair performance carburetted fuel systems
AURMTF002	Analyse and repair performance fuel injection systems
AURMTJ001	Select and prepare motor sport competition vehicle tyres and wheels
AURMTQ001	Analyse and repair faults in performance driveline systems
AURMTQ101	Analyse and repair faults in performance driveline systems
AURMTS001	Construct hose and pipe assemblies for competition vehicles
AURNTA001	Inspect, service and repair forklift mast assemblies
AURNTB101	Diagnose and repair forklift hydraulic braking systems
AURNTD101	Diagnose and repair forklift hydrostatic steering systems
AURPTA101	Carry out pre-repair operations to outdoor power equipment
AURPTA102	Carry out minor adjustments to outdoor power equipment
AURPTA103	Service and repair rotary cutting systems
AURPTA104	Service and repair drum cutting systems
AURPTA105	Service and repair chainsaw cutting systems
AURPTA106	Inspect and service line trimming systems and components
AURPTA107	Service and repair post boring systems
AURPTA108	Service and repair post hole digging systems
AURPTA109	Service and repair reciprocating cutting systems
AURPTA110	Inspect and service pumping systems
AURPTA111	Diagnose and repair pumping systems

AURPTE102	Inspect and service outdoor power equipment engines
AURPTE103	Diagnose and repair outdoor power equipment engines
AURPTE104	Overhaul outdoor power equipment engines
AURPTR002	Test and service electric outdoor power equipment
AURPTR101	Test and service 240 volt portable generators
AURPTR102	Test and service electric outdoor power equipment
AURPTR103	Service and repair outdoor power equipment engine management systems
AURPTR104	Inspect and service cordless electric tool skins
AURPTR105	Diagnose and repair cordless electric tool skins
AURPTR106	Deploy and service autonomous outdoor power equipment
AURRTA006	Water test vessels
AURRTC001	Diagnose and repair marine exhaust and cooling systems
AURRTC101	Diagnose and repair marine exhaust and cooling systems
AURRTD101	Diagnose and repair marine steering systems
AURRTE001	Carry out wet run tests on vessel outboard engines
AURRTE002	Inspect and service marine outboard engines
AURRTE003	Inspect and service marine inboard engines
AURRTE008	Install marine engines, controls and instruments
AURRTE010	Test marine engines in water tanks
AURRTE011	Overhaul two and four-stroke cycle marine outboard engines
AURRTE106	Diagnose and repair marine outboard engines
AURRTE107	Diagnose and repair marine inboard engines
AURRTF001	Diagnose and repair petrol and diesel marine fuel systems
AURRTQ001	Inspect and service marine inboard propeller drive systems
AURRTQ002	Inspect and service marine jet drive propulsion systems
AURRTQ005	Install marine jet drive propulsion systems
AURRTQ104	Diagnose and repair marine inboard propeller drive systems
AURRTQ106	Diagnose and repair marine jet drive propulsion systems
AURRTR001	Inspect, service and maintain marine battery storage systems
AURRTR006	Diagnose and repair marine electrical systems
AURRTR007	Install marine electrical systems and components
AURRTR106	Diagnose and repair marine electrical systems
AURRTR108	Diagnose and repair marine network electronic control systems
AURRTX001	Inspect and service marine outboard and stern drive transmissions
AURRTX002	Inspect and service marine inboard transmissions
AURRTX003	Diagnose and repair marine outboard and stern drive transmissions
AURRTX004	Diagnose and repair marine inboard transmissions
AURRTX103	Diagnose and repair marine outboard and stern drive transmissions
AURRTX104	Diagnose and repair marine inboard transmissions
AURSA001	Process customer complaints in an automotive workplace
AURSA002	Maintain customer aftermarket relations
AURSBA001	Carry out warehousing procedures in an automotive workplace
AURSBA102	Identify and match uncommon automotive parts
AURSCA004	Carry out cash and non-cash payment operations
AURSCA005	Sell automotive products and services
AURSCA006	Promote automotive products and services
AURSCA007	Determine used motor vehicle stock requirements
AURSCA008	Wholesale used motor vehicle stock
AURSCA010	Appraise and purchase used motor vehicles for sale
AURSCA011	Conduct online transactions in an automotive workplace

AURSCA101	Select and supply automotive parts and products
AURSCA102	Present automotive products and services for sale
AURSCA103	Apply sales procedures in an automotive workplace
AURSCA104	Carry out cash and non-cash payment operations
AURSCA105	Sell automotive products and services
AURSCA106	Promote automotive products and services
AURSCA109	Provide vehicle technology information
AURSCA111	Conduct online transactions in an automotive workplace
AURSCP101	Provide information to customers on automotive refinishing products
AURSLA001	Comply with legal requirements when selling automotive products and services
AURTGA001	Drive and manoeuvre trailers
AURTNA001	Estimate and quote automotive vehicle or machinery modifications
AURTTA001	Remove and tag steering, suspension and braking system components
AURTTA002	Assist with automotive workplace activities
AURTTA003	Use and maintain basic mechanical measuring devices
AURTTA005	Select and use bearings, seals, gaskets, sealants and adhesives
AURTTA006	Inspect and service hydraulic systems
AURTTA007	Inspect, service and repair pneumatic systems
AURTTA008	Produce patterns and templates
AURTTA009	Carry out mechanical pre-repair operations
AURTTA010	Service and repair trailers up to 4.5 tonnes
AURTTA011	Install hydraulic systems to specified applications
AURTTA012	Fabricate and install fluid power hose assemblies
AURTTA013	Diagnose and repair hydraulic systems
AURTTA014	Assemble and install pneumatic system components
AURTTA017	Carry out vehicle safety inspections
AURTTA018	Carry out diagnostic procedures
AURTTA020	Apply heat induction processes
AURTTA021	Diagnose complex system faults
AURTTA022	Develop and apply mechanical system modifications
AURTTA026	Diagnose complex faults in electronic over hydraulic systems
AURTTA104	Carry out servicing operations
AURTTA105	Select and use bearings, seals, gaskets, sealants and adhesives
AURTTA113	Diagnose and repair hydraulic systems
AURTTA118	Develop and carry out diagnostic test strategies
AURTTA121	Diagnose complex system faults
AURTTA125	Diagnose complex faults in vehicle integrated stability control systems
AURTTA126	Diagnose complex faults in electronic over hydraulic systems
AURTTA127	Carry out basic vehicle servicing operations
AURTTB001	Inspect and service braking systems
AURTTB004	Inspect and service air braking systems
AURTTB006	Inspect, service and repair auxiliary braking systems
AURTTB007	Remove and replace brake assemblies
AURTTB012	Attach friction materials and radius grind
AURTTB013	Machine brake drums and brake disc rotors
AURTTB015	Assemble and fit braking system components
AURTTB101	Inspect and service braking systems
AURTTTC001	Inspect and service cooling systems
AURTTTC002	Repair radiators
AURTTTC004	Remove and replace radiators

AURTC103	Diagnose and repair cooling systems
AURTTD001	Inspect steering systems
AURTTD002	Inspect and service steering systems
AURTTD003	Inspect suspension systems
AURTTD004	Inspect and service suspension systems
AURTTD005	Overhaul steering system components
AURTTD006	Remove and replace vehicle front suspension springs
AURTTD007	Remove and replace steering assemblies
AURTTE001	Apply knowledge of engine science
AURTTE003	Remove and tag engine system components
AURTTE004	Inspect and service engines
AURTTE005	Overhaul engines
AURTTE006	Remove and replace conventional engine assemblies
AURTTE007	Dismantle and assemble single cylinder four-stroke petrol engines
AURTTE008	Dismantle and assemble multi-cylinder four-stroke petrol engines
AURTTE009	Remove and replace engine cylinder heads
AURTTE104	Inspect and service engines
AURTTF002	Inspect and service diesel fuel injection systems
AURTTF003	Overhaul diesel fuel injection system components
AURTTF005	Diagnose and repair engine forced-induction systems
AURTTF007	Overhaul carburettor fuel system components
AURTTF101	Inspect and service petrol fuel systems
AURTTF102	Inspect and service diesel fuel injection systems
AURTTF105	Diagnose and repair engine forced-induction systems
AURTTF106	Diagnose and repair petrol carburettor systems
AURTTJ003	Remove and replace wheel and tyre assemblies
AURTTJ011	Balance wheels and tyres
AURTTJ012	Remove, inspect and refit wheel hubs and associated brake components
AURTTK001	Use and maintain measuring equipment in an automotive workplace
AURTTK002	Use and maintain tools and equipment in an automotive workplace
AURTTK102	Use and maintain tools and equipment in an automotive workplace
AUR TTL001	Inspect and service CNG fuel systems
AUR TTL002	Diagnose and repair CNG fuel systems
AUR TTL003	Install CNG fuel systems
AUR TTL004	Inspect and service LNG fuel systems
AUR TTL005	Diagnose and repair LNG fuel systems
AUR TTL007	Inspect and service LPG fuel systems
AUR TTL008	Diagnose and repair LPG fuel systems
AUR TTL009	Install LPG fuel systems
AUR TTL014	Analyse and evaluate faults in gas fuel systems
AUR TTL102	Diagnose and repair CNG fuel systems
AUR TTL104	Inspect and service LNG fuel systems
AUR TTL105	Diagnose and repair LNG fuel systems
AUR TTL108	Diagnose and repair LPG fuel systems
AUR TTL111	Diagnose complex faults in CNG fuel systems
AUR TTL112	Diagnose complex faults in LNG fuel systems
AUR TTL113	Diagnose complex faults in LPG fuel systems
AUR TTM001	Operate and monitor computer numerical control machines
AUR TTM002	Repair bearing tunnels and connecting rods in engines
AUR TTM003	Apply metal to rebuild engine components

AURTTM004	Assemble engine blocks and sub-assemblies
AURTTM005	Balance rotating and reciprocating engine components
AURTTM006	Perform advanced machining and blueprinting of engine components
AURTTM007	Carry out crankshaft grinding
AURTTM008	Dismantle and evaluate engine blocks and sub-assemblies
AURTTM009	Fit sleeves and bore and hone engine cylinders
AURTTM010	Heat treat, straighten and reclaim engine components
AURTTM011	Recondition engine cylinder heads
AURTTM012	Carry out camshaft grinding
AURTTQ001	Inspect and service final drive assemblies
AURTTQ002	Remove and refit driveline components
AURTTQ003	Inspect and service drive shafts
AURTTQ004	Overhaul final drive assemblies
AURTTQ103	Inspect and service drive shafts
AURTR101	Diagnose complex faults in engine management systems
AURTS101	Fabricate exhaust systems and components
AURTTW001	Carry out soft soldering techniques
AURTTW002	Set, operate and monitor specialist reconditioning machines
AURTTW003	Carry out machining operations
AURTTX001	Remove and tag driveline components
AURTTX002	Inspect and service manual transmissions
AURTTX003	Inspect and service automatic transmissions
AURTTX004	Inspect and service hydrostatic transmissions
AURTTX006	Diagnose and repair hydrostatic transmissions
AURTTX007	Overhaul clutch assemblies
AURTTX008	Overhaul manual transmissions
AURTTX009	Overhaul automatic transmissions
AURTTX011	Overhaul torque converters
AURTTX012	Dismantle and assemble conventional manual transmissions
AURTTX013	Remove and replace clutch assemblies
AURTTX015	Inspect and service clutch systems
AURTTX102	Inspect and service manual transmissions
AURTTX103	Inspect and service automatic transmissions
AURTTX104	Inspect and service hydrostatic transmissions
AURTTX106	Diagnose and repair hydrostatic transmissions
AURTTY001	Repair vehicle chassis, frame and associated components
AURTTZ001	Inspect and service emission control systems
AURTTZ002	Diagnose and repair exhaust systems
AURTTZ102	Diagnose and repair exhaust systems
AURVLA001	Identify and report vehicle claim fraud indicators
AURVNA001	Provide vehicle loss assessments and identify repair requirements
AURVNA002	Provide vehicle total loss assessments
AURVNA003	Review vehicle repair quotations
AURVNA004	Apply insurance industry knowledge to vehicle loss assessments
AURVNA005	Inspect quality of vehicle repair work
AURVNA006	Identify and value vehicle salvage
AURVNA008	Apply automotive body and paint knowledge to vehicle loss assessments
AURVNA107	Apply automotive mechanical and electrical knowledge to vehicle loss assessments
AURVNN101	Evaluate vehicle bodywork for damage and identify repair requirements
AURVNP101	Evaluate vehicle paintwork for damage and identify refinish requirements

AURVTA001	Prepare vehicles for customer use
AURVTA002	Remove and replace vehicle supplementary restraint systems
AURVTA003	Inspect vehicle paint, trim and accessories and recommend repair procedures
AURVTA005	Clean vehicles
AURVTA104	Inspect damaged vehicle systems and recommend repairs
AURVTG006	Apply vehicle window tinting
AURVTG007	Clean vehicle glass surfaces
AURVTG008	Cut and process vehicle and machinery flat laminated glass
AURVTG011	Install side vehicle windows
AURVTG101	Repair laminated glass windscreens
AURVTG102	Remove and install rubber glazed windscreens
AURVTG103	Remove and install butyl sealed windscreens
AURVTG104	Remove and install direct glazed windscreens
AURVTG105	Remove and install framed type windscreens
AURVTG109	Remove and install vehicle fixed body glass
AURVTG110	Remove and install vehicle movable body glass
AURVTG112	Remove and install heavy vehicle rubber and direct glazed windscreens
AURVTG113	Remove and install large vehicle windscreens
AURVTK001	Use and maintain vehicle body repair hand tools
AURVTN001	Remove and tag vehicle body components
AURVTN003	Remove and store vehicle body components
AURVTN005	Remove and replace adhesive attached components on vehicles
AURVTN006	Remove and replace mechanical units during vehicle repair
AURVTN007	Remove and clean salvageable vehicle components
AURVTN008	Clean vehicle body and door openings
AURVTN009	Clean vehicle engines and engine components
AURVTN010	Clean vehicle underbody
AURVTN017	Repair vehicle thermoplastic body panels and components
AURVTN018	Repair and replace vehicle structural damage
AURVTN021	Repair vehicle body components using lead wiping
AURVTN022	Repair vehicle body misalignment
AURVTN023	Repair adhesive bonded structural damage on vehicles
AURVTN025	Repair corroded vehicle body panels and components
AURVTN028	Identify and repair high strength steel vehicle components
AURVTN029	Set up and operate universal vehicle measuring systems
AURVTN030	Service air compressors and air lines
AURVTN031	Carry out vehicle sectional repairs
AURVTN035	Apply original equipment manufacturer repair procedures during vehicle repairs
AURVTN039	Set up body alignment equipment on vehicles
AURVTN041	Remove and realign vehicle body panels
AURVTN042	Dismantle vehicle components
AURVTN043	Install external vehicle protection equipment
AURVTN102	Carry out non-structural vehicle panel repairs
AURVTN104	Remove, replace and align bolt-on vehicle body panels and components
AURVTN111	Remove and install vehicle rear vision mirrors
AURVTN112	Install vehicle sunroofs
AURVTN113	Carry out paint-less dent repairs on vehicle body panels
AURVTN115	Repair vehicle body panels using metal finishing
AURVTN116	Repair vehicle body panels using filler
AURVTN119	Repair vehicle structural damage by riveting

AURVTN120	Remove and replace major welded panels on vehicles
AURVTN123	Repair adhesive bonded structural damage on vehicles
AURVTN126	Repair vehicle aluminium body panels without the use of body filler
AURVTN127	Repair vehicle aluminium body panels using filler
AURVTN128	Identify and repair high strength steel vehicle components
AURVTN132	Inspect vehicle damage and determine repair procedures
AURVTN133	Service and repair air compressors and components
AURVTN134	Evaluate vehicle body repair materials, equipment and work processes
AURVTN135	Apply original equipment manufacturer repair procedures during vehicle repairs
AURVTN137	Test vehicle components for correct operation
AURVTN138	Carry out basic repairs to vehicle body panels
AURVTN140	Repair vehicle plastic components
AURVTN143	Identify and repair high strength aluminium components
AURVTP002	Mask vehicle panels and components
AURVTP005	Apply rust prevention and sound deadening materials to vehicle body components
AURVTP006	Apply refinishing primers to vehicle surfaces
AURVTP008	Clean and polish vehicle paint surfaces
AURVTP018	Rectify vehicle multi-layer and pearl paint faults using two-pack systems
AURVTP019	Prepare and paint plastic and composite vehicle surfaces
AURVTP020	De-nib, buff and polish vehicle painted surfaces
AURVTP021	Restore vehicle body exterior paint
AURVTP024	Apply clear over base multi-layer and pearl refinishing materials to vehicle body components
AURVTP025	Apply water-based refinishing materials to vehicle bodies and substrates
AURVTP026	Apply basic airbrush techniques to vehicle body panels
AURVTP101	Remove paint from vehicle painted surfaces
AURVTP103	Prepare vehicle spray painting equipment for use
AURVTP104	Apply basic colour matching techniques using vehicle paint codes
AURVTP107	Touch up minor vehicle paintwork damage
AURVTP109	Apply vehicle body film wrapping
AURVTP110	Prepare and operate vehicle paint drying equipment
AURVTP111	Apply solid acrylic two-pack materials to vehicle components
AURVTP112	Apply air dry and polyurethane refinishing materials
AURVTP113	Prepare vehicle substrates for refinishing
AURVTP114	Colour match multi-layer and clear over base two-pack paints on vehicles and components
AURVTP115	Match direct gloss solid paint colour on vehicles or components
AURVTP116	Rectify and touch up vehicle direct gloss paint faults using two-pack systems
AURVTP117	Rectify and touch up vehicle paint faults using clear over base two-pack systems
AURVTP118	Rectify vehicle multi-layer and pearl paint faults using two-pack systems
AURVTP123	Apply clear over base two-pack refinishing materials to vehicle body components
AURVTP124	Apply clear over base multi-layer and pearl refinishing materials to vehicle body components
AURVTP125	Apply water-based refinishing materials to vehicle bodies and substrates
AURVTP128	Carry out custom painting techniques to vehicle body panels
AURVTP129	Prepare surface and prime repaired body panels
AURVTP130	Apply paint to vehicle body panels
AURVTP131	Cut and polish painted vehicle body panels
AURVTP132	Prepare and mask vehicle body panel surfaces
AURVTS001	Fabricate wooden components for vehicles
AURVTS006	Fabricate automotive and marine trim components
AURVTS103	Fabricate vehicle composite material components
AURVTS104	Repair vehicle composite material components

AURVTS105	Fabricate vehicle body panels and components
AURVTT001	Carry out sewing repairs to automotive and marine trim
AURVTT002	Carry out repairs and alterations to automotive and marine trim
AURVTT003	Remove and replace automotive and marine interior trim components
AURVTT004	Trim vehicle components
AURVTT005	Select trim and fabric materials
AURVTT006	Apply trimming adhesives
AURVTT007	Clean plastic trim and fittings of vehicles
AURVTT008	Clean vehicle interior trim
AURVTT009	Remove and replace vehicle and vessel seats and fittings
AURVTT010	Remove and manufacture or repair vehicle head lining
AURVTT012	Conduct sewing operations
AURVTT013	Fabricate and fit loose and fitted covers to vehicle seats and components
AURVTT014	Fabricate and fit marine covers
AURVTT015	Fabricate and install canvas products for automotive and marine components
AURVTT017	Fabricate and install automotive and marine floor coverings
AURVTT018	Fabricate and install automotive and marine soft top hoods
AURVTT020	Select and use leather in automotive and marine trimming
AURVTT021	Select and apply adhesives in automotive and marine service and repair work
AURVTT119	Fabricate and install automotive and marine frames, canopies and side curtains
AURVTT121	Select and apply adhesives in automotive and marine service and repair work
AURVTW001	Remove, replace and test non-electrical vehicle components and accessories
AURVTW001	Carry out manual metal arc welding on components
AURVTW002	Carry out oxyacetylene brazing of components
AURVTW003	Carry out advanced gas metal arc welding on vehicle body sections
AURVTW004	Carry out tungsten inert gas welding
AURVTW005	Carry out spot welding
AURVTW006	Carry out thermoplastic welding on vehicle trim components
AURVTW007	Carry out oxyacetylene thermal heating and cutting on vehicle body sections
AURVTW009	Carry out basic gas metal arc welding
AURVTW010	Set up and use welding equipment
AURVTW018	Carry out oxyacetylene welding, thermal heating and cutting
AURVTW002	Carry out oxyacetylene brazing of components
AURVTW101	Carry out manual metal arc welding on components
AURVTW103	Carry out advanced gas metal arc welding on vehicle body sections
AURVTW104	Carry out tungsten inert gas welding
AURVTW105	Carry out spot welding
AURVTW109	Carry out basic gas metal arc welding

Mapping to previous version of the training package

Mapping information can be useful for delivery and assessment as it:

- explains the extent of changes to help users identify how previous training materials can be adapted
- shows whether the outcomes of the previous and current versions are equivalent or not; and
- shows newly created components, as well as any components removed from the training package.

Key to mapping tables below

E	Equivalent	Where the workplace outcomes of the superseded and superseding training package components are equivalent.
NA	Not applicable	Where mapping information is not applicable. Minor updates do not require an equivalence determination.
NE	Not equivalent	Where a training package component is superseded, and the workplace outcome of the component has changed.
NC	Newly created	Where the training package component has been created to address an emerging skill or task required by industry.
D	Deleted	Where a training package component is deleted as the skill or task is no longer required by industry.

Qualification mapping

The table below maps those Automotive Retail, Service and Repair Training Package qualifications affected by the update from Version 6.1 to Version 7.1.

Mapping of Version 7.1 AUR qualifications to previous version

Code and title AUR V6.1	Code and title AUR V7.1	Equivalence	Comments
N/A	AUR22021 Certificate II in Automotive Accessory Fitting	NC	New Qualification
N/A	AUR32721 Certificate III in Automotive Electric Vehicle Technology	NC	New Qualification
AUR20520 Certificate II in Automotive Servicing Technology (Release 2)	AUR20520 Certificate II in Automotive Servicing Technology (Release 3)	N/A	Minor updates to rectify typographical errors
AUR20920 Certificate II in Automotive Body Repair Technology (Release 1)	AUR20920 Certificate II in Automotive Body Repair Technology (Release 2)	N/A	Minor update to qualification to include additional elective units
AUR21820 Certificate II in Automotive Steering and Suspension System Technology (Release 1)	AUR21820 Certificate II in Automotive Steering and Suspension System Technology (Release 2)	N/A	Minor update to qualification to include additional elective units
AUR21920 Certificate II in Automotive Tyre Servicing Technology (Release 1)	AUR21920 Certificate II in Automotive Tyre Servicing Technology (Release 2)	N/A	Updated to include reinstated unit.
AUR21220 Certificate II in Automotive Underbody Technology (Release 1)	AUR21220 Certificate II in Automotive Underbody Technology (Release 2)	N/A	Minor update to qualification to include additional elective units
AUR30320 Certificate III in Automotive Electrical Technology (Release 2)	AUR30320 Certificate III in Automotive Electrical Technology (Release 3)	N/A	Minor update to qualification to include additional elective units and rectify typographical errors
AUR30420 Certificate III in Agricultural Mechanical Technology (Release 2)	AUR30420 Certificate III in Agricultural Mechanical Technology (Release 3)	N/A	Minor update to qualification to include additional elective units and rectify typographical errors
AUR30520 Certificate III in Marine Mechanical Technology (Release 2)	AUR30520 Certificate III in Marine Mechanical Technology (Release 3)	N/A	Minor update to qualification to include additional elective units

Mapping of Version 7.1 AUR qualifications to previous version			
Code and title AUR V6.1	Code and title AUR V7.1	Equivalence	Comments
AUR30620 Certificate III in Light Vehicle Mechanical Technology (Release 2)	AUR30620 Certificate III in Light Vehicle Mechanical Technology (Release 3)	N/A	Minor update to qualification to include additional elective units and rectify typographical errors
AUR30720 Certificate III in Outdoor Power Equipment Technology (Release 1)	AUR30720 Certificate III in Outdoor Power Equipment Technology (Release 2)	N/A	Minor updates to rectify typographical errors
AUR32518 Certificate III in Automotive Underbody Technology (Release 2)	AUR32518 Certificate III in Automotive Underbody Technology (Release 3)	N/A	Minor update to qualification to include additional elective units
AUR32120 Certificate III in Automotive Body Repair Technology (Release 2)	AUR32120 Certificate III in Automotive Body Repair Technology (Release 3)	N/A	Minor update to qualification to include additional elective units
AUR32320 Certificate III in Automotive Marina Trimming Technology (Release 1)	AUR32320 Certificate III in Automotive and Marine Trimming Technology (Release 2)	N/A	Minor update to qualification to include additional elective units
AUR40620 Certificate IV in Automotive electrical Technology (Release 2)	AUR40620 Certificate IV in Automotive electrical Technology (Release 3)	N/A	Minor update to qualification to include additional elective units

No further AUR qualifications were added, deleted or updated as part of this Version 7.0 update from 6.1. Those qualifications not included in the mapping table above are listed in the *Units in AUR Automotive Retail, Service and Repair Training Package* table.

The 'Compare Content Tool' available on the training.gov.au (TGA) website allows users to access more detailed information on changes between training product versions. To watch a video on how to use this tool visit <https://www.youtube.com/watch?v=EjhNe3Bu0H4>

Skill set mapping

The table below maps those Automotive Retail, Service and Repair Training Package skill sets affected by the update from Version 6.1 to Version 7.1.

Mapping of Version 7.1 skill sets to previous version			
Code and title AUR V6.1	Code and title AUR V7.1	Equivalence	Comments
AURSS00034 Battery Electric Vehicle Diagnose and Repair Skill Set	AURSS00063 Battery Electric Vehicle Diagnose and Repair Skill Set	E	Edited to better reflect industry requirements and increase consistency of language with other skill sets
AURSS00035 Battery Electric Vehicle Inspection and Servicing Skill Set	AURSS00064 Battery Electric Vehicle Inspecting and Servicing Skill Set	E	Edited to better reflect industry requirements and increase consistency of language with other skill sets

No further AUR skill sets were added, deleted or updated as part of this Version 7.0 update.

Unit of competency mapping

The table below maps those Automotive Retail, Service and Repair Training Package units of competency affected by the update from Version 6.1 to Version 7.1.

Mapping of Version 7.1 units of competency to previous version			
Code and title AUR V6.1	Code and title AUR V7.1	Equivalence	Comments
N/A	AURETH015 Diagnose, remove and replace heavy electric vehicle rechargeable energy storage systems	NC	New unit of competency
N/A	AURETH016 Diagnose and repair complex faults in battery electric vehicle powertrains	NC	New unit of competency
N/A	AURETR049 Install and modify in-vehicle entertainment and convenience systems.	NC	New unit of competency
N/A	AURETR051 Diagnose, repair and replace precision agriculture systems	NC	New unit of competency
N/A	AURLTD008 Replace and refit steering suspension and braking system components.	NC	New unit of competency
N/A	AURKKJ001 Manage use of tyre management software (Release 1)	R	Reinstated – reinstatement directed by the AISC,
N/A	AURVTN043 Install external vehicle equipment	NC	New unit of competency
AURETH002 Service and maintain battery electric vehicles.	AURETH102 Inspect and maintain battery electric vehicles.	E	Edits to Title, Application, Elements, PCs, PE, KE and AC to increase consistency of language with other units and better reflect task requirements according to unit scope and current industry processes. Updates to prerequisite units as this is superseded.
AURETR021 Diagnose, repair and replace electronic management, monitoring and tracking systems	AURETR121 Diagnose, repair and replace electronic management, monitoring and tracking systems	E	Edits to title to better reflect unit scope. Edits to Application, Elements, PCs, PE, KE and AC to increase consistency of language with other units and better reflect task requirements according to unit scope and current industry processes.
AURETR130 Diagnose and repair starting systems (Release 1)	AURETR130 Diagnose and repair starting systems (Release 2)	N/A	Updated to resolve typographical errors.
AURLTA101 Identify automotive mechanical systems and components (Release 1)	AURLTA101 Identify automotive mechanical systems and components (Release 2)	N/A	Updated to resolve typographical errors.
AURLTD001 Select and install performance enhanced suspension system products	AURLTD101 Select and install performance enhanced suspension system products	E	Edits to Application, Elements, Performance Criteria (PCs), Performance Evidence (PE), Knowledge Evidence (KE) and Assessment Conditions (AC) to increase consistency of language with other units and better reflect task requirements according to unit scope and current industry processes.
AURVTN012 Install vehicle sunroofs	AURVTN112 Install vehicle sunroofs	E	Edits to Application, Elements, PCs, PE, KE and AC to increase consistency of language with other units and better reflect task requirements according to unit scope and current industry processes.
AURVTN138 Carry out basic repairs to vehicle body panels (Release 1)	AURVTN138 Carry out basic repairs to vehicle body panels (Release 2)	N/A	Updated to resolve mapping errors.
AURVTT019 Fabricate and install automotive and marine frames, canopies and side curtains	AURVTT119 Fabricate and install automotive and marine frames, canopies and side curtains	E	Edits to Application, Elements, PCs, PE, KE and AC to increase consistency of language with other units and better reflect task requirements according to unit scope and current industry processes.
No other AUR units were added, deleted or updated as part of this Version 7.1 update.			

The 'Compare Content Tool' available on the *training.gov.au* (TGA) website allows users to access more detailed information on changes between training product versions. To watch a video on how to use this tool visit <https://www.youtube.com/watch?v=EjhNe3Bu0H4>.

List of imported and prerequisite units in AUR Training Package

Imported units in the Training Package

A range of units of competency have been imported into the AUR Automotive Retail, Service and Repair Training Package to provide greater flexibility, choice and transferability of skills within the industry.

Imported unit code	Imported unit title	Prerequisite unit(s) title	Host Training Package
AUMABA012	Operate load shifting equipment	Nil	Automotive Manufacturing
AUMAF001	Apply for jobs and undertake job interviews	Nil	Automotive Manufacturing
AUMGTG001	Install fixed and moveable glass components on vehicles	Nil	Automotive Manufacturing
AUMGTS004	Fabricate parts for vehicle sub-assemblies	Nil	Automotive Manufacturing
AUMGTY002	Install vehicle components	Nil	Automotive Manufacturing
BSBCUE405	Survey stakeholders to gather and record information	Nil	Business Service Training Package
BSBCUS501	Manage quality customer service	Nil	Business Service Training Package
BSBFIA303	Process accounts payable and receivable	Nil	Business Service Training Package
BSBFIA401	Prepare financial reports	Nil	Business Service Training Package
BSBFIM501	Manage budgets and financial plans	Nil	Business Service Training Package
BSBFIN401	Report on financial activity	Nil	Business Service Training Package
BSBFRA403	Manage relationship with franchisor	Nil	Business Service Training Package
BSBHRM405	Support the recruitment, selection and induction of staff	Nil	Business Service Training Package
BSBHRM413	Support the learning and development of teams and individuals	Nil	Business Service Training Package
BSBHRM505	Manage remuneration and employee benefits	Nil	Business Service Training Package
BSBINM202	Handle mail	Nil	Business Service Training Package
BSBINN502	Build and sustain an innovative work environment	Nil	Business Service Training Package
BSBINS309	Maintain business records	Nil	Business Service Training Package
BSBITS401	Maintain business technology	Nil	Business Service Training Package
BSBLDR402	Lead effective workplace relationships	Nil	Business Service Training Package
BSBLDR413	Lead effective workplace relationships	Nil	Business Service Training Package
BSBLED401	Develop teams and individuals	Nil	Business Service Training Package
BSBMGT502	Manage people performance	Nil	Business Service Training Package
BSBMGT517	Manage operational plan	Nil	Business Service Training Package
BSBMKG412	Conduct e-marketing communications	Nil	Business Service Training Package
BSBMKG413	Promote products and services	Nil	Business Service Training Package
BSBMKG434	Promote products and services	Nil	Business Service Training Package
BSBMKG523	Design and develop an integrated marketing communication plan	Nil	Business Service Training Package
BSBOPS304	Deliver and monitor a service to customers	Nil	Business Service Training Package
BSBPEF202	Plan and apply time management	Nil	Business Service Training Package
BSBPEF301	Organise personal work priorities	Nil	Business Service Training Package

Imported unit code	Imported unit title	Prerequisite unit(s) title	Host Training Package
BSBPEF402	Develop personal work priorities	Nil	Business Service Training Package
BSBPRO401	Develop product knowledge	Nil	Business Service Training Package
BSBPUR402	Negotiate contracts	Nil	Business Service Training Package
BSBSLS407	Identify and plan sales prospects	Nil	Business Service Training Package
BSBSLS408	Present, secure and support sales solutions	Nil	Business Service Training Package
BSBSMB406	Manage small business finances	Nil	Business Service Training Package
BSBSMB407	Manage a small team	Nil	Business Service Training Package
BSBSTR401	Promote innovation in team environments	Nil	Business Service Training Package
BSBSTR402	Implement continuous improvement	Nil	Business Service Training Package
BSBTEC201	Use business software applications	Nil	Business Service Training Package
BSBTWK401	Build and maintain business relationships	Nil	Business Service Training Package
BSBWHS311	Assist with maintaining workplace safety	Nil	Business Service Training Package
BSBWHS332X	Apply infection prevention and control procedures to own work activities	Nil	Business Service Training Package
BSBWHS401	Implement and monitor WHS policies, procedures and programs to meet legislative requirements	Nil	Business Service Training Package
BSBWHS411	Implement and monitor WHS policies, procedures and programs	Nil	Business Service Training Package
BSBWHS501	Ensure a safe workplace	Nil	Business Service Training Package
BSBWOR204	Use business technology	Nil	Business Service Training Package
BSBWOR404	Develop work priorities	Nil	Business Service Training Package
BSBWOR501	Manage personal work priorities and professional development	Nil	Business Service Training Package
BSBWOR502	Lead and manage team effectiveness	Nil	Business Service Training Package
BSBXTW301	Work in a team	Nil	Business Service Training Package
FNSASIC302	Develop, present and negotiate client solutions	Nil	Financial Services Training Package
FNSPIM410	Collect, assess and use information	Nil	Financial Services Training Package
ICTWEB201	Use social media tools for collaboration and engagement	Nil	Information and Communications Technology
MEM05004	Perform routine oxy fuel gas welding	MEM11011 Undertake manual handling MEM13015 Work safely and effectively in manufacturing and engineering MEM16006 Organise and communicate information	Manufacturing and Engineering
MEM05006	Perform brazing and/or silver soldering	MEM11011 Undertake manual handling MEM13015 Work safely and effectively in manufacturing and engineering MEM16006 Organise and communicate information	Manufacturing and Engineering
MEM05007	Perform manual heating and thermal cutting	MEM09002 Interpret technical drawing MEM11011 Undertake manual handling MEM12023 Perform engineering measurements MEM13015 Work safely and effectively in manufacturing and engineering MEM16006 Organise and communicate information	Manufacturing and Engineering
MEM07005	Perform general machining	MEM09002 Interpret technical drawing	Manufacturing and Engineering

Imported unit code	Imported unit title	Prerequisite unit(s) title	Host Training Package
		MEM11011 Undertake manual handling	
		MEM12023 Perform engineering measurements	
		MEM12024 Perform computations	
		MEM13015 Work safely and effectively in manufacturing and engineering	
		MEM14006 Plan work activities	
		MEM16006 Organise and communicate information	
		MEM18001 Use hand tools	
MEM09002	Interpret technical drawing	MEM12023 Perform engineering measurements MEM12024 Perform computations MEM13015 Work safely and effectively in manufacturing and engineering MEM16006 Organise and communicate information	Manufacturing and Engineering
MEM11011	Undertake manual handling	MEM13015 Work safely and effectively in manufacturing and engineering MEM16006 Organise and communicate information	
MEM12023	Perform engineering measurements	MEM13015 Work safely and effectively in manufacturing and engineering	Manufacturing and Engineering
		MEM16006 Organise and communicate information	
MEM12024	Perform computations	MEM13015 Work safely and effectively in manufacturing and engineering	Manufacturing and Engineering
		MEM16006 Organise and communicate information	
MEM13015	Work safely and effectively in manufacturing and engineering	Nil	Manufacturing and Engineering
MEM14006	Plan work activities	MEM13015 Work safely and effectively in manufacturing and engineering	Manufacturing and Engineering
		MEM16006 Organise and communicate information	
MEM16006	Organise and communicate information	MEM13015 Work safely and effectively in manufacturing and engineering	Manufacturing and Engineering
MEM18001	Use hand tools	MEM11011 Undertake manual handling MEM13015 Work safely and effectively in manufacturing and engineering MEM16006 Organise and communicate information	Manufacturing and Engineering
MEM18002	Use power tools/hand held operations	MEM11011 Undertake manual handling MEM13015 Work safely and effectively in manufacturing and engineering MEM16006 Organise and communicate information	Manufacturing and Engineering
MEM24001B	Perform basic penetrant testing	MEM18001C Use hand tools	Manufacturing and Engineering
MEM27004	Maintain and repair engine lubrication systems	MEM09002 Interpret technical drawing MEM11011 Undertake manual handling MEM12023 Perform engineering measurements MEM13015 Work safely and effectively in manufacturing and engineering MEM16006 Organise and communicate information	Manufacturing and Engineering
MEM30012A	Apply mathematical techniques in a manufacturing engineering or related environment	Nil	Manufacturing and Engineering

Imported unit code	Imported unit title	Prerequisite unit(s) title	Host Training Package
MSFGG3039	Manually move glass	Nil	Furnishing Training Package
MSFUP3001	Apply traditional foundations to upholstered furniture	Nil	Furnishing Training Package
MSMENV272	Participate in environmentally sustainable work practices	Nil	Manufacturing Training Package
MSMENV472	Implement and monitor environmentally sustainable work practices	Nil	Manufacturing Training Package
MSMENV672	Develop workplace policy and procedures for environmental sustainability	Nil	Manufacturing Training Package
MSS403086	Improve cost factors in work practices	Nil	Sustainability
MSTLG3001	Make a prototype	Nil	Textiles, Clothing and Footwear
MSTTF2002	Cut, bend and shape metal	Nil	Textiles, Clothing and Footwear
MSTTF2012	Stitch by hand	Nil	Textiles, Clothing and Footwear
MSTTF2015	Install products on and off site	Nil	Textiles, Clothing and Footwear
MSTTF3002	Gain customer acceptance of service proposal	Nil	Textiles, Clothing and Footwear
RIICOM201D	Communicate in the workplace	Nil	Resources and Infrastructure Industry Training Package
RIIHAN301E	Operate elevating work platform	Nil	Resources and Infrastructure Industry Training Package
RIIQUA201D	Maintain and monitor site quality standards	Nil	Resources and Infrastructure Industry Training Package
RIIRIS201D	Conduct local risk control	Nil	Resources and Infrastructure Industry Training Package
RIIWHS201D	Work safely and follow WHS policies and procedures	Nil	Resources and Infrastructure Industry Training Package
RIIWHS204D	Work safely at heights	Nil	Resources and Infrastructure Industry Training Package
SIRRINV001	Receive and handle retail stock	Nil	Retail Services Training Package
SIRRINV002	Control stock	Nil	Retail Services Training Package
SIRRMER003	Coordinate visual merchandising activities	Nil	Retail Services Training Package
SIRRRTF001	Balance and secure point-of-sale terminal	Nil	Retail Services Training Package
SIRXCEG001	Engage the customer	Nil	Retail Services Training Package
SIRXSL002	Follow point-of-sale procedures	Nil	Retail Services Training Package
SIRXWHS003	Maintain workplace safety	Nil	Retail Services Training Package
SISSPAR006	Prepare and present athlete sponsorship proposals	Nil	Sport, Fitness and Recreation Training Package
SITXMPR006	Obtain and manage sponsorship	Nil	Tourism, Travel and Hospitality Training Package
TAEDEL301	Provide work skill instruction	Nil	Training and Education Training Package
TAEDEL404	Mentor in the workplace	Nil	Training and Education Training Package
TLIA2012	Pick and process orders	Nil	Transport and Logistics Training Package
TLIA2013	Receive goods	Nil	Transport and Logistics Training Package
TLIA2020	Replenish stock	Nil	Transport and Logistics Training Package
TLIA3039	Receive and store stock	Nil	Transport and Logistics Training Package
TLIA4005	Check and evaluate records and documentation	Nil	Transport and Logistics Training Package
TLIA5058	Manage facility and inventory requirements	Nil	Transport and Logistics Training Package
TLID1001	Shift materials safely using manual handling methods	Nil	Transport and Logistics Training Package
TLID2004	Load and unload goods/cargo	Nil	Transport and Logistics Training Package
TLID2013	Move materials mechanically using automated equipment	Nil	Transport and Logistics Training Package
TLID3011	Conduct specialised forklift operations	Nil	Transport and Logistics Training Package
TLIL4005	Apply conflict/grievance resolution strategies	Nil	Transport and Logistics Training Package

Imported unit code	Imported unit title	Prerequisite unit(s) title	Host Training Package
TLILIC003	Licence to operate a forklift truck	Nil	Transport and Logistics Training Package
TLILIC005	Licence to operate a boom-type elevating work platform (boom length 11 metres or more)	Nil	Transport and Logistics Training Package

Prerequisite units in the AUR Training Package

The following table lists those units of competency native to the AUR Training Package with prerequisite unit requirements.

AUR unit code and title	Prerequisite unit code and title
AURETH016 Diagnose and repair complex faults battery electric vehicle powertrains	AURETH101 Depower and reinitialise battery electric vehicles
AURETH102 Inspect and maintain battery electric vehicles	AURETH101 Depower and reinitialise battery electric vehicles
AURETH012 Service and maintain electrical components in hybrid electric vehicles	AURETH011 Depower and reinitialise hybrid electric vehicles
AURETH103 Diagnose and repair high voltage rechargeable energy storage systems in battery electric vehicles	AURETH101 Depower and reinitialise battery electric vehicles
AURETH106 Diagnose and repair auxiliary motors and associated components in battery electric vehicles	AURETH101 Depower and reinitialise battery electric vehicles
AURETH107 Diagnose and repair system instrumentation and safety interlocks in battery electric vehicles	AURETH101 Depower and reinitialise battery electric vehicles
AURETH108 Diagnose and repair HVAC and rechargeable energy storage cooling systems in battery electric vehicle	AURETH101 Depower and reinitialise battery electric vehicles
AURETH109 Diagnose and repair DC to DC converters in battery electric vehicles	AURETH101 Depower and reinitialise battery electric vehicles AURETR125 Test, charge and replace batteries and jump-start vehicles
AURETH110 Diagnose and repair high voltage rechargeable energy storage systems in hybrid electric vehicles	AURETR125 Test, charge and replace batteries and jump-start vehicles
AURLTD013 Carry out advanced light vehicle wheel alignment operations	AURLTD006 Carry out light vehicle wheel alignment operations

Key work and training requirements in the industry

The Automotive Retail, Service and Repair AUR Training Package is a critical element in the Vocational Education and Training (VET) system, playing central role in the training of learners that engage in the automotive industries. A productive and valuable Automotive Training Package is essential in providing learners with work ready skills for the labour force and flexible training pathways to gain new skills to progress their careers and employability.

Ongoing structural changes to the Automotive industry have resulted in far fewer independent or unincorporated automotive body, service and repair businesses. Those enterprises seeking to remain in the industry will need to have innovation at the core of their business models, along with modern workshop facilities, ongoing investment in staff training and capital equipment, and a keen customer focus and service outlook.

Modern motor vehicle repair and servicing require costly investment in state-of-the-art diagnostic and servicing equipment and skills training. The fact that the average age of registered motor vehicles on Australia's roads is 10 years has enabled many businesses to continue to trade in 'older' technology vehicle repairs and servicing, thus avoiding decisions on their future. However, with the increasing affordability of new and later model motor vehicles, there may well be a greater turnover of newer vehicles in the market, which may hasten the exit of many operators.

The role of VET in the Australian automotive industry must evolve in response to emerging market demand for reskilling and training. Key trends impacting the automotive industry and, subsequently, the automotive workforce, include:

- technological developments of the equipment used to service and repair vehicles as well as the vehicles themselves that must be reflected in the content of vocational training,
- structural changes within the industry and workplaces has led to changing workforce demand, in particular, the decline of the automotive passenger vehicle manufacturing industry,
- changing consumer preferences have resulted in increased demand for certain sub-sectors within the industry such as marine and motorcycle,
- legislation, in particular, consumer rights and environmental regulations that must be reflected in the content of vocational training,
- learner cohort changes are placing pressure on the VET workforce to meet an array of learner needs and ensure workers have the requisite foundational skills to meet industry needs.

Regulation and licensing implications for implementation

This section provides information on licensing/regulation requirements for this training package.

Relevant legislation and regulatory requirements

In developing the AUR Training Package components, legislative and regulatory requirements were considered. Legislative and regulatory requirements differ between States and Territories in Australia and are subject to change. RTOs are responsible for ensuring that delivery and assessment incorporates the appropriate requirements. For contact details of licensing authorities go to License Recognition

<http://www.licencerecognition.gov.au/Pages/default.aspx>.

Each AUR unit of competency, qualification, and skill set identifies where regulation and licensing requirements may apply by including one of the following statements:

- No licensing, legislative or certification requirements apply to this unit/qualification/skill set at the time of publication; or
- Licensing, legislative and certification requirements that apply to this unit/qualification/skill set can vary between States, Territories, and industry sectors, and must be sourced from state jurisdictions prior to applying the unit/qualification/skill set.
- Trainee licences may apply to those handling refrigerants while undertaking training. These licences are governed by the Australian Refrigeration Council, which should be contacted for further information

Workers in the automotive service and repair industry are required to hold a tradespersons' certificate in NSW aligning to one of twelve classes of repair work which are being performed. Included in this list are: Compressed natural gas mechanic, liquefied natural gas mechanic and liquefied petroleum gas mechanic which require the completion of Certificate III in Automotive Alternative Fuel Technology with the respective specialist elective units.

Workers in the automotive service and repair industry are required to hold an Associate Technician's certificate in VIC to work on gas fuel systems in vehicles. This requires completion of an acceptable Certificate III trade qualification or Automotive apprenticeship alongside the completion of specialist units of competency relevant to the fuel type.

Workers who operate in the automotive refrigerant sector must hold relevant the Australian Refrigerant Council Refrigerant Handling licence. Anyone undertaking training under a nationally accredited qualification must also hold the Australian Refrigerant Council Trainee or Trainee Classroom licence where handling of refrigerants is involved. The following table displays AUR units of competency that require the Assessors of those units to hold an Australian Refrigerant Council Refrigerant Handling licence. For details on Refrigerant Handling licences, contact the Australian Refrigeration Council (ARC) at <https://www.arctick.org/>.

Please note, the licencing requirements will be altered for the equivalent new units by the relevant licensing body pending endorsement of AUR Version 7.1.

Unit code and title	Relevant Australian Standard
AURETA006 Analyse and evaluate electrical and electronic faults in air conditioning and HVAC systems	Assessors of this unit must hold an Australian Refrigerant Council Refrigerant Handling licence.
AURETH008 Diagnose and repair HVAC and rechargeable energy storage cooling systems in battery electric vehicles	Assessors of this unit must hold an Australian Refrigerant Council Refrigerant Handling licence.
AURETU001 Install air conditioning systems	Assessors of this unit must hold an Australian Refrigerant Council Refrigerant Handling licence.
AURETU002 Recover vehicle refrigerants	Assessors of this unit must hold an Australian Refrigerant Council Refrigerant Handling licence.
AURETU003 Service air conditioning and HVAC systems	Assessors of this unit must hold an Australian Refrigerant Council Refrigerant Handling licence.
AURETU004 Diagnose and repair air conditioning and HVAC systems	Assessors of this unit must hold an Australian Refrigerant Council Refrigerant Handling licence.
AURETU005 Retrofit and modify air conditioning and HVAC systems	Assessors of this unit must hold an Australian Refrigerant Council Refrigerant Handling licence.
AURETU006 Diagnose complex faults in air conditioning and HVAC systems	Assessors of this unit must hold an Australian Refrigerant Council Refrigerant Handling licence.
AURETU007 Overhaul air conditioning and HVAC system compressors	Assessors of this unit must hold an Australian Refrigerant Council Refrigerant Handling licence.

The following table displays AUR units of competency that require compliance with relevant Australian Standards.

Unit code and title	Relevant Australian Standard
AURETH101 Depower and reinitialise battery electric vehicles	AS 5732 Electric vehicle operations - Maintenance and repair
AURETH102 Inspect and maintain battery electric vehicles	AS 5732 Electric vehicle operations - Maintenance and repair
AURETH103 Diagnose and repair high voltage rechargeable energy storage systems in battery electric vehicles	AS 5732 Electric vehicle operations - Maintenance and repair
AURETH104 Diagnose and repair traction motor speed control systems in battery electric vehicles	AS 5732 Electric vehicle operations - Maintenance and repair
AURETH105 Diagnose and repair high voltage traction motors in battery electric vehicles	AS 5732 Electric vehicle operations - Maintenance and repair
AURETH106 Diagnose and repair auxiliary motors and associated components in battery electric vehicles	AS 5732 Electric vehicle operations - Maintenance and repair
AURETH107 Diagnose and repair system instrumentation and safety interlocks in battery electric vehicles	AS 5732 Electric vehicle operations - Maintenance and repair
AURETH108 Diagnose and repair HVAC and rechargeable energy storage cooling systems in battery electric vehicles	AS 5732 Electric vehicle operations - Maintenance and repair
AURETH109 Diagnose and repair DC to DC converters in battery electric vehicles	AS 5732 Electric vehicle operations - Maintenance and repair
AURETH010 Diagnose and repair high voltage rechargeable energy storage systems in hybrid electric vehicles	AS 5732 Electric vehicle operations - Maintenance and repair
AURETH011 Depower and reinitialise hybrid electric vehicles	AS 5732 Electric vehicle operations - Maintenance and repair
AURETH012 Service and maintain electrical components in hybrid electric vehicles	AS 5732 Electric vehicle operations - Maintenance and repair
AURETH013 Analyse and evaluate electrical and electronic faults in HEV and BEV management systems	AS 5732 Electric vehicle operations - Maintenance and repair
AURETH015 Diagnose, remove and replace heavy electric vehicle rechargeable energy storage systems	AS 5732 Electric vehicle operations - Maintenance and repair
AURETH016 Diagnose and repair complex faults in battery electric vehicle powertrains	AS 5732 Electric vehicle operations - Maintenance and repair
AURETH114 Diagnose complex faults in hybrid and battery electric vehicle network systems	AS 5732 Electric vehicle operations - Maintenance and repair
AURTTL102 Diagnose and repair CNG fuel systems	AS 2739 Natural gas (NG) fuel systems for vehicle engines
AURTTL003 Install CNG fuel systems	AS 2739 Natural gas (NG) fuel systems for vehicle engines
AURTTL104 Inspect and service LNG fuel systems	AS 2739 Natural gas (NG) fuel systems for vehicle engines
AURTTL105 Diagnose and repair LNG fuel systems	AS 2739 Natural gas (NG) fuel systems for vehicle engines
AURTTL007 Inspect and service LPG fuel systems	AS 1425 LP Gas fuel systems for vehicle engines
AURTTL108 Diagnose and repair LPG fuel systems	AS 1425 LP Gas fuel systems for vehicle engines
AURTTL009 Install LPG fuel systems	AS 1425 LP Gas fuel systems for vehicle engines
AURTTL113 Diagnose complex faults in LPG fuel systems	AS 1425 LP Gas fuel systems for vehicle engines
AURVTW018 Carry out oxyacetylene welding, thermal heating and cutting	AS 1554 Structural steel welding

Requirements for licences and registration can change. All information about licence/regulation requirements should be checked with the appropriate authority before training commences or work is carried out.

Commonwealth and state licensing regulation

Licensing, legislative, regulatory and certification requirements can vary between States, Territories, and industry sectors. Contact your local regulator for advice on:

- complying with work health and safety laws
- reporting a workplace incident
- renewing or applying for licences

- workers' compensation claims
- registering plant and plant designs.

Links to national and state/territory safety regulators are below. The information is provided as a guide only. No responsibility is taken for information that may be out-of-date at the time of use.

- Commonwealth
<https://www.safeworkaustralia.gov.au/contacts-your-stateterritory/contacts-commonwealth>
- Australian Capital Territory
<https://www.safeworkaustralia.gov.au/contacts-your-stateterritory/contacts-australian-capital-territory>
- Queensland
<https://www.safeworkaustralia.gov.au/contacts-your-stateterritory/contacts-queensland>
- Victoria
<https://www.safeworkaustralia.gov.au/contacts-your-stateterritory/contacts-victoria>
- New South Wales
<https://www.safeworkaustralia.gov.au/contacts-your-stateterritory/contacts-new-south-wales>
- South Australia
<https://www.safeworkaustralia.gov.au/contacts-your-stateterritory/contacts-south-australia>
- Western Australia
<https://www.safeworkaustralia.gov.au/contacts-your-stateterritory/contacts-western-australia>
- Northern Territory
<https://www.safeworkaustralia.gov.au/contacts-your-stateterritory/contacts-northern-territory>
- Tasmania
<https://www.safeworkaustralia.gov.au/contacts-your-stateterritory/contacts-tasmania>

High risk work licences

The Model Work Health and Safety Regulations (<https://www.safeworkaustralia.gov.au/law-and-regulation/model-whs-laws>) set out training and assessment requirements for a person performing high risk work, and the arrangements for issuing a licence to a person performing high risk work. These regulations recognise classes of licence for high risk work and require that all training and assessment for high risk work licences occur within the vocational education and training system. Unless otherwise advised by States and Territories, all training for licences must be issued against the relevant units of competency.

Implementation information

Key features of AUR Training Package and the automotive industry

The industry at glance

The automotive industry is pivotal to the Australian economy, businesses and individuals, touching the lives of all Australians. The automotive industry is estimated to have contributed \$36.4 billion to the Australian economy in 2014-15, employing approximately 321,000 workers, and comprising between 69,200 and 79,800 businesses. Please note that determining the parameters of the automotive industry is difficult given the breadth of activities that take place within the various sectors.

The automotive industry comprises of two distinct sectors – the manufacturing sector and the retail, services and repair (RS&R) sector. The automotive manufacturing sector encompasses the manufacture of motor vehicles, including:

- cars
- sport utility vehicles (SUVs)
- light commercial vehicles
- buses
- vans
- medium, heavy and special-purpose highway trucks.

The AUR Training Package covers the breadth of the automotive retail service and repair sector and the related areas of the automotive industry, including occupational areas covering:

- Automotive Electrical
- Automotive Accessory Fitting
- Battery Electric Vehicles
- Bicycles
- Marine
- Mechanical and Specialisation
- Mechanical Heavy Vehicle
- Outdoor Power and Equipment
- Sales, Parts, Administration and Management
- Vehicle Body Repair.

Industry sectors and occupational outcomes of qualifications

Industry sectors

Since 2017, Australia's automotive industry predominantly comprises of sales, servicing and repair activities. Ongoing structural change will result in far fewer independent or unincorporated automotive body, service and repair businesses. Those enterprises seeking to remain in the industry will need to have innovation at the core of their business models, along with modern workshop facilities, ongoing investment in staff training and capital equipment, and a keen customer focus and service outlook.

The automotive retail, service and repair sector encompasses:

- light vehicle repair and servicing
- automotive accessory fitting
- battery electric vehicle service and repair
- heavy vehicle repair and servicing
- vehicle and vehicle parts sales
- vehicle maintenance through regular servicing
- the repair of damaged vehicles
- the supply of aftermarket equipment
- vehicle recycling and disposal
- fuel retailing

- motorsport
- marine
- bicycles
- outdoor power and equipment.

Furthermore, to survive and prosper, such businesses will need to be regular employers of apprentices and offer career progression as well as financial and other incentives in order to attract and retain staff. Many argue that this corporatised, professionally managed and clean workshop image is exactly what is required to change public perceptions and help entice future recruits into the automotive industry.

Modern motor vehicle repair and servicing require costly investment in state-of-the-art diagnostic and servicing equipment and skills training. The fact that the average age of registered motor vehicles on Australia's roads is 10 years has enabled many businesses to continue to trade in 'older' technology vehicle repairs and servicing, thus avoiding decisions on their future. However, with the increasing affordability of new and later model motor vehicles, there may well be a greater turnover of newer vehicles in the market, which may hasten the exit of many operators.

For more information on the future direction of the Automotive industry, refer to the individual Industry Skills Forecast and Proposed Schedule on PwC's Skills for Australia website:

<https://www.skillsforaustralia.com/industries/automotive/>

Occupational outcomes of qualifications

The following information and tables show possible occupational outcomes for qualifications in the training package and includes pathways between qualifications.

Qualification code and title	Occupation title	Description
AUR10120 - Certificate I in Automotive Vocational Preparation	Tradesperson assistant	Learners will be introduced to the Automotive industry and some basic skills and knowledge that will help them as they move towards a Traineeship or Apprenticeship.
AUR20120 - Certificate II in Automotive Administration	Service Administration (Automotive)	Employees perform a range of administrative tasks in an automotive company.
AUR20220 - Certificate II in Automotive Air Conditioning Technology	Automotive Air Conditioning Serviceperson	Employees service, repair and retrofit air conditioning units on various vehicle types including cars, trucks, agricultural and earthmoving equipment.
AUR20320 - Certificate II in Bicycle Mechanical Technology	Bicycle Serviceperson or Bicycle Assembler	Employees work within a bike shop where they assemble and undertake servicing and minor repairs of bicycles.
AUR20420 - Certificate II in Automotive Electrical Technology	Automotive Electrical Serviceperson or Automotive Electrical Component Installer	Employees perform installation, assembly and servicing of electrical components/systems of motor vehicles within the automotive electrical installation, service and repair technology sector.
AUR20520 - Certificate II in Automotive Servicing Technology	Automotive Serviceperson	Employees perform routine servicing of engine, braking, cooling, steering, suspension, driveline and final drive systems as well as batteries. They also undertake light vehicle wheel and tyre inspection, service and repair.
AUR20716 - Certificate II in Automotive Vocational Preparation	Tradesperson Assistant or Pre-apprentice	Learners will gain basic skills and knowledge that will help them gain an Apprenticeship in the Automotive industry.
AUR20820 - Certificate II in Outdoor Power Equipment Technology	Outdoor Power Equipment Serviceperson	Employees perform routine servicing of power equipment such as lawn mowers, chains saws, boring and post hole digging systems.
AUR20920 - Certificate II in Automotive Body Repair Technology	Vehicle Body Repair Assistant or Vehicle Detailer or Vehicle Glazing Assistant or Vehicle Trim Assistant or Vehicle Window Tinter	<p>Employees work under the supervision of a tradesperson assisting with motor vehicle body repairs.</p> <p>Employees clean and detail cars in a car yard, garage or detailing workshop or outlet.</p> <p>Employees work in a mobile service unit or workshop assisting in repairing and/or replacing windscreens and side and rear glass to automotive vehicles.</p> <p>Employees assist with the making, installation, replacement or modification of seats, upholstery, linings, interior trims, roof and door linings and floor coverings of vehicles.</p> <p>Employees remove fixed and moveable body glass from vehicles, prepare window surfaces, apply tinting processes and install glass.</p>

AUR21020 - Certificate II in
Motorsport Technology

Race Team General Hand

Employees work in a team carrying out basic servicing of motor racing vehicles that may range from go-karts to high performance racing cars.

Qualification code and title	Occupation title	Description
AUR21120 - Certificate II in Automotive Sales	Sales Assistant	Employees provide information to customers on a range of automotive products.
AUR21220 - Certificate II in Automotive Underbody Technology	Automotive Vehicle Underbody Serviceperson	Employees service underbody systems of cars and heavy vehicles in a service and repair workshop. This includes checking and servicing steering, braking, suspension and exhaust systems.
AUR21520 - Certificate II in Automotive Cylinder Head Reconditioning	Automotive Engine Cylinder Head Repair Specialist	Employees set up and operate machinery to restore and recondition cylinder heads for engines.
AUR21820 - Certificate II in Automotive Steering and Suspension System Technology	Steering and Suspension System Serviceperson	Employees perform the inspection and service of steering and suspension systems for the light and heavy vehicle industry.
AUR21920 - Certificate II in Automotive Tyre Servicing Technology	Tyre Serviceperson or Tyre Fitter	Employees work on vehicles and machinery to select tyres and rims for particular situations. They also inspect and repair tyres and tubes, and balance wheels and tyres, and they may conduct vehicle service and system inspections.
AUR22021 Certificate II in Automotive Accessory Fitting	Automotive Accessory Fitter	Employees who perform a range of tasks relating to replacing, fitting, installing and adjusting a range of automotive accessories.
AUR30116 - Certificate III in Automotive Administration	Automotive Office Administrator	Employees perform a range of administrative tasks in an automotive company, such as a large service centre, where they are responsible for customer liaison, accounts and general office work.
AUR30220 - Certificate III in Bicycle Workshop Operations	Bicycle Repair Technician	Employees undertake full repair and servicing of bikes including diagnosing problems, repair and servicing of wheel hubs, mechanical and hydraulic braking systems, steering, suspension and drive train systems. They also perform customer sales and related activities.

AUR30320 - Certificate III in Automotive Electrical Technology	Automotive Electrical Technician or Automotive Electrician	Employees may work in workshop in several different sectors of the industry working on the electrical systems of vehicles and machinery. Duties include installing electrical parts, maintenance, diagnosing faults and repairing electrical wiring and computer-based equipment in cars, trucks, caravans, trailers, earthmoving and agricultural equipment and boats.
AUR30420 - Certificate III in Agricultural Mechanical Technology	Agricultural Mechanical Technician or Agricultural Mechanic	Employees inspect, service and repair a range of mechanical and electrical systems on agricultural equipment such as the engine, transmission, driveline, steering and suspension systems.
AUR30520 - Certificate III in Marine Mechanical Technology	Marine Technician or Marine Mechanic	Employees may work in a boat workshop or combined workshop working on inboard and outboard boat engines and equipment. Duties include diagnosing faults, servicing and repairing engines and engine components, cooling systems, diesel and petrol fuel systems and driveline assemblies.
AUR30620 - Certificate III in Light Vehicle Mechanical Technology	Light Vehicle Mechanical Technician or Light Vehicle Mechanic	Employees use diagnosis procedures to determine faults, and service and repair the mechanical and electrical parts of motor vehicles such as engines, transmissions (clutch, gear box and differential), cooling, engine management and suspension systems.
AUR30720 - Certificate III in Outdoor Power Equipment Technology	Outdoor Power Equipment Technician	Employees service and repair power equipment such as lawn mowers, chains saws, boring and post hole digging systems.
AUR30820 - Certificate III in Motorcycle Mechanical Technology	Motorcycle Repair Technician	Employees use diagnosis procedures to determine faults, and service and repair engines and engine components, cooling systems, petrol fuel systems, emission control systems, clutch assemblies, manual transmissions, drivelines, braking, steering and suspension systems on motorcycles.
AUR30920 - Certificate III in Motorsport Technology	Motorsport Technician	Employees service and repair the mechanical parts, transmission and suspension systems of vehicles within the motorsport sector. They may work as a mechanic in a V8 Supercar team or as a vehicle service and repair technician within a motorsport race team or a service/pit crew race team member.
AUR31020 - Certificate III in Automotive Sales	Parts Interpreter or Vehicle, Farm Machinery/ Motorcycles Salesperson	Employees work in a parts distribution store and advise customers on parts.

Qualification code and title	Occupation title	Description
		Employees work in a vehicle dealership or car yard and inspect, prepare, present and sell vehicle stock.
AUR31120 - Certificate III in Heavy Commercial Vehicle Mechanical Technology	Heavy Commercial Vehicle Technician/ Heavy Vehicle Mechanic	Employees work on heavy commercial vehicles performing a range of service, repair and diagnostic procedures including engines, transmissions, final drive assemblies, brakes, steering, suspension and electrical systems.
AUR31220 - Certificate III in Mobile Plant Technology	Mobile Plant Technician	Employees service and repair the mechanical and electrical systems of mobile plant earthmoving and construction equipment such as the engine, transmission, electrical, final drive, steering, hydraulic and braking systems.
AUR31316 - Certificate III in Automotive Engine Reconditioning	Automotive Engine Reconditioner	Employees set up and operate machinery to restore and recondition the machined surfaces of vehicle components.
AUR31420 - Certificate III in Automotive Diesel Fuel Technology	Automotive Diesel Fuel Technician or Automotive Diesel Fuel Specialist	Employees carry out diagnostic, service, repair and overhaul procedures of diesel fuel systems and components on heavy and light vehicles. They also service and repair the emission control and engine forced induction systems.
AUR31520 - Certificate III in Automotive Diesel Engine Technology	Automotive Diesel Engine Technician or Automotive Diesel Engine Specialist	Employees carry out diagnostic, service, repair and overhaul procedures of diesel fuel systems and components on heavy and light vehicles. They also service and repair the emission control and engine forced induction systems.
AUR31820 - Certificate III in Heavy Commercial Trailer Technology	Trailer Technician	Employees service and repair the mechanical, electrical and pneumatic systems of heavy truck trailers, such as the braking systems and wheels and tyres, as well as the connecting systems between the truck and the trailer.
AUR32120 - Certificate III in Automotive Body Repair Technology	Vehicle Body Repair Technician or Panel Beater	Employees repair damaged vehicles and work with materials including metal, plastic and fibreglass. They work with high- strength steels, and lightweight vehicle body structures.
AUR32220 - Certificate III in Automotive Glazing Technology	Vehicle Glazing Technician	Employees work in a workshop or mobile service unit removing, installing and repairing or replacing windscreens and side and rear glass to motor vehicles such as cars, trucks and vans.
AUR32320 - Certificate III in Automotive and Marine Trimming Technology	Vehicle Trimmer	Employees make, install, modify and repair vehicle trim and upholstery. They work across a wide range of vehicle types including cars, heavy vehicles, motorcycles and marine craft.
AUR32420 - Certificate III in Automotive Refinishing Technology	Automotive Refinishing Technician	Employees are responsible for the finished coatings on cars, commercial vehicles and motorcycles. They prepare panel surfaces, mix paint colours and apply paints to create a high- quality finish that meets the customer's expectations and industry standards.
AUR32518 - Certificate III in Automotive Underbody Technology	Automotive Underbody Repair Technician	Employees select, change and repair tyres as well as servicing, fault diagnosing and repairing braking, steering and suspension systems.
AUR32721 – Certificate III in Automotive Electric Vehicle Technology	Automotive Battery Electric Vehicle Technician	Employees are responsible for servicing, diagnosing and repairing electric vehicles and components. They may work on either light vehicles or heavy vehicles.
AUR40116 - Certificate IV in Automotive Management	Automotive Workshop Foreman/Supervisor or Automotive Business Manager	Employees are responsible performing management roles in an automotive retail, service and repair environment, managing a vehicle or fleet service department where they will ensure that staff are providing superior service to customers.
AUR40216 - Certificate IV in Automotive Mechanical Diagnosis	Automotive Diagnostic Technician or Automotive Master Technician	Employees will work in an automotive workshop as highly skilled diagnosticians. They are responsible for diagnosing difficult faults and must be able to use highly technical diagnostic equipment and have a high level of understanding of vehicle and machinery systems.
AUR40320 - Certificate IV in Motorsport Technology	Pit Crew Coordinator	Employees service and repair the mechanical parts of competitive motorsports vehicles such as engines, transmissions (clutch, gear box and differential) and suspension systems. They are also responsible for the team's pit lane operations.

Qualification code and title	Occupation title	Description
AUR40520 - Certificate IV in Vehicle Loss Assessing	Vehicle Loss Assessor - Light Vehicle; Heavy Commercial Vehicle; Agricultural and Plant Equipment; Recreational Vehicle; Motorcycle	Employees perform a range of high-level evaluation and assessment functions in the vehicle loss assessing industry. They apply procedures and strategies for retaining and enhancing the customer relationship. They also inspect for damage, recommend repair work and inspect quality of work related to vehicle insurance claims.
AUR40620 - Certificate IV in Automotive Electrical Technology	Automotive Electrical Workshop Manager	Employees work to service, diagnose and repair electrical systems and components as a master diagnostic technician on vehicles in the automotive service and repair industry. A range of advanced electrical diagnostic skills and knowledge are necessary, and leadership and supervision of others would be expected.
AUR40720 - Certificate IV in Automotive Body Repair Technology	Automotive Body Repair Workshop Manager or Automotive Body Repair Master Technician	Employees may manage an automotive body repair workshop. Employees may also carry out advanced body repair techniques to a high degree of quality.
AUR40820 - Certificate IV in Automotive Mechanical Overhauling	Automotive Overhauler	Employees perform advanced repair operations in an automotive retail, service and repair environment. Vehicle and machinery components, such as engines and transmissions, are completely dismantled, inspected and repaired as necessary to bring the component back to manufacturer specifications and clearances.
AUR50116 - Diploma of Automotive Management	Business Owner or Dealership Manager	Employees run a workshop or dealership where they may manage and direct the sale of vehicles and servicing, control expenses and maintain customer satisfaction. Duties include recruiting, developing the team and coordinating the business finances.
AUR50216 - Diploma of Automotive Technology	Advanced Master Technician or Advanced Diagnostic Technician	Employees diagnose, analyse, evaluate, design and modify automotive electrical and mechanical systems. They may work at the forefront of the implementation of new technologies.

Mandatory entry requirements

Generally, individuals may commence a qualification or skill set as long as they have the knowledge, skills or experience required for entry. Industry feedback has determined that particular entry requirements are required to maximise the successful completion of some qualifications and skill sets by learners.

The table below shows those qualifications in the AUR Training Package with specific entry requirements and their rationale.

Code and title	Qualification entry requirements	Rationale
AUR40216 Certificate IV in Automotive Mechanical Diagnosis	Those undertaking the Certificate IV in Automotive Mechanical Diagnosis are required to have completed an automotive mechanical Certificate III qualification or be able to demonstrate equivalent competency.	The industry expectation is that this post-trade qualification builds upon an existing trade qualification.
AUR40320 Certificate IV in Motorsport Technology	Those undertaking the Certificate IV in Motorsport Technology must have completed AUR30920 Certificate III in Motorsport Technology or be able to demonstrate equivalent competency.	The industry expectation is that this post-trade qualification builds upon an existing trade qualification.
AUR40520 Certificate IV in Vehicle Loss Assessing	Those undertaking the Certificate IV in Vehicle Loss Assessing must have completed one of the following automotive Certificate III qualifications, or be able to demonstrate equivalent competency: <ul style="list-style-type: none"> • AUR30320 Certificate III in Automotive Electrical Technology • AUR30620 Certificate III in Light Vehicle Mechanical Technology • AUR31120 Certificate III in Heavy Commercial Vehicle Mechanical Technology • AUR32120 Certificate III in Automotive Body Repair Technology • AUR32420 Certificate III in Automotive Refinishing Technology. 	The industry expectation is that those performing this job role must have the underpinning skills and knowledge of vehicle system operation and repair procedures.

Code and title	Qualification entry requirements	Rationale
AUR40620 Certificate IV in Automotive Electrical Technology	Those undertaking the Certificate IV in Automotive Electrical Technology must have completed AUR30320 Certificate III in Automotive Electrical Technology or be able to demonstrate equivalent competency.	The industry expectation is that this post-trade qualification builds upon an existing trade qualification.
AUR40720 Certificate IV in Automotive Body Repair Technology	Those undertaking the Certificate IV in Automotive Body Repair Technology must have completed one of the following automotive Certificate III qualifications, or be able to demonstrate equivalent competency: <ul style="list-style-type: none"> AUR32120 Certificate III in Automotive Body Repair Technology AUR32220 Certificate III in Automotive Glazing Technology AUR32320 Certificate III in Automotive and Marine Trimming Technology AUR32420 Certificate III in Automotive Refinishing Technology. 	The industry expectation is that this post-trade qualification builds upon an existing trade qualification.
AUR40820 Certificate IV in Automotive Mechanical Overhauling	Those undertaking the Certificate IV in Automotive Mechanical Overhauling must have completed an automotive mechanical Certificate III qualification or be able to demonstrate equivalent competency.	The industry expectation is that this post-trade qualification builds upon an existing trade qualification.
AUR50216 Diploma of Automotive Technology	Those undertaking the Diploma of Automotive Technology are required to have completed an automotive Certificate IV qualification in one of the following disciplines, or be able to demonstrate equivalent competency: <ul style="list-style-type: none"> AUR40216 Certificate IV in Automotive Mechanical Diagnosis AUR40820 Certificate IV in Automotive Mechanical Overhauling. 	The industry expectation is that those performing this job role must have an extensive range of technical skills and knowledge relating to the automotive industry.

The table below shows those skill sets in the AUR Training Package with specific entry requirements.

Code and title	Skill set entry requirements	Rationale
AURSS00026 Percussive Drill Maintenance and Advanced Systems Diagnosis Skill Set	The skill set may only be undertaken in addition to or as part of one of the following: <ul style="list-style-type: none"> AUR30320 Certificate III in Automotive Electrical Technology or equivalent AUR31220 Certificate III in Mobile Plant Technology or equivalent AUR30420 Certificate III in Agricultural Mechanical Technology or equivalent AUR30620 Certificate III in Light Vehicle Mechanical Technology or equivalent AUR31120 Certificate III in Heavy Commercial Vehicle Mechanical Technology or equivalent AUR30820 Certificate III in Motorcycle mechanical Technology or equivalent MEM30405 Certificate III in Engineering - Mechanical or Electrical/Electronic or equivalent UEE30811 Certificate III in Electrotechnology Electrician or equivalent UEE33011 Certificate III in Electrical Fitting or equivalent. 	The industry expectation is that this skill set builds upon existing skills and knowledge or is part of work performed by the learner during trade training.
AURSS00027 Automotive CNG Installation, Service and Repair Skill Set	The skill set may only be undertaken in addition to or as part of one of the following: <ul style="list-style-type: none"> AUR30320 Certificate III in Automotive Electrical Technology or equivalent AUR30420 Certificate III in Agricultural Mechanical Technology or equivalent AUR30620 Certificate III in Light Vehicle Mechanical Technology or equivalent AUR31120 Certificate III in Heavy Commercial Vehicle Mechanical Technology or equivalent AUR31220 Certificate III in Mobile Plant Technology or equivalent. 	The industry expectation is that this skill set builds upon existing skills and knowledge or is part of work performed by the learner during trade training.
AURSS00028 Automotive CNG Service and Repair Skill Set	The skill set may only be undertaken in addition to or as part of one of the following: <ul style="list-style-type: none"> AUR30320 Certificate III in Automotive Electrical Technology or equivalent AUR30420 Certificate III in Agricultural Mechanical Technology or equivalent 	The industry expectation is that this skill set builds upon existing skills and knowledge or is part of work performed by the learner during trade training.

Code and title	Skill set entry requirements	Rationale
	<ul style="list-style-type: none"> • AUR30620 Certificate III in Light Vehicle Mechanical Technology or equivalent • AUR31120 Certificate III in Heavy Commercial Vehicle Mechanical Technology or equivalent • AUR31220 Certificate III in Mobile Plant Technology or equivalent. 	
AURSS00029 Automotive Electrical Skill Set for Light Vehicle Technicians	The skill set may only be undertaken in addition to or as part of AUR30620 Certificate III in Light Vehicle Mechanical Technology qualification or equivalent.	The industry expectation is that this skill set builds upon existing skills and knowledge or is part of work performed by the learner during trade training.
AURSS00032 Automotive LPG Installation, Service and Repair Skill Set	<p>The skill set may only be undertaken in addition to or as part of one of the following:</p> <ul style="list-style-type: none"> • AUR30320 Certificate III in Automotive Electrical Technology or equivalent • AUR30420 Certificate III in Agricultural Mechanical Technology or equivalent • AUR30620 Certificate III in Light Vehicle Mechanical Technology or equivalent • AUR31120 Certificate III in Heavy Commercial Vehicle Mechanical Technology or equivalent • AUR31220 Certificate III in Mobile Plant Technology or equivalent. 	The industry expectation is that this skill set builds upon existing skills and knowledge or is part of work performed by the learner during trade training.
AURSS00033 Automotive LPG Service and Repair Skill Set	<p>The skill set may only be undertaken in addition to or as part of one of the following:</p> <ul style="list-style-type: none"> • AUR30320 Certificate III in Automotive Electrical Technology or equivalent • AUR30420 Certificate III in Agricultural Mechanical Technology or equivalent • AUR30620 Certificate III in Light Vehicle Mechanical Technology or equivalent • AUR31120 Certificate III in Heavy Commercial Vehicle Mechanical Technology or equivalent • AUR31220 Certificate III in Mobile Plant Technology or equivalent. 	The industry expectation is that this skill set builds upon existing skills and knowledge or is part of work performed by the learner during trade training.

Code and title	Skill set entry requirements	Rationale
AURSS00036 Heavy Commercial Vehicle Skill Set for Light Vehicle Technicians	The skill set may only be undertaken in addition to or as part of AUR30620 Certificate III in Light Vehicle Mechanical Technology or equivalent.	The industry expectation is that this skill set builds upon existing skills and knowledge or is part of work performed by the learner during trade training.
AURSS00037 Hybrid Electric Vehicle Inspection and Servicing Skill Set	The skill set may only be undertaken in addition to: <ul style="list-style-type: none"> AUR30320 Certificate III in Automotive Electrical Technology or equivalent AUR30620 Certificate III in Light Vehicle Mechanical Technology or equivalent or as part of one of the following: <ul style="list-style-type: none"> AUR40216 Certificate IV in Automotive Mechanical Diagnosis or equivalent AUR40620 Certificate IV in Automotive Electrical Technology or equivalent. 	The industry expectation is that this skill set must build upon existing skills and knowledge.
AURSS00038 Mobile Plant Skill Set for Agricultural Equipment Technicians	The skill set may only be undertaken in addition to or as part of AUR30416 Certificate III in Agricultural Mechanical Technology or equivalent.	The industry expectation is that this skill set builds upon existing skills and knowledge or is part of work performed by the learner during trade training.
AURSS00039 Mobile Plant Skill Set for Heavy Commercial Vehicle Technicians	The skill set may only be undertaken in addition to or as part of AUR31120 Certificate III in Heavy Commercial Vehicle Mechanical Technology or equivalent.	The industry expectation is that this skill set builds upon existing skills and knowledge or is part of work performed by the learner during trade training.
AURSS00041 Vehicle Air Conditioning Install and Overhaul Skill Set	The skill set may only be undertaken in addition to or as part of one of the following: <ul style="list-style-type: none"> AUR20220 Certificate II in Automotive Air Conditioning Technology or equivalent AUR20420 Certificate II in Automotive Electrical Technology or equivalent AUR30320 Certificate III in Automotive Electrical Technology or equivalent AUR30420 Certificate III in Agricultural Mechanical Technology or equivalent AUR30620 Certificate III in Light Vehicle Mechanical Technology or equivalent AUR31120 Certificate III in Heavy Commercial Vehicle Mechanical Technology or equivalent AUR31220 Certificate III in Mobile Plant Technology or equivalent. 	The industry expectation is that this skill set builds upon existing skills and knowledge or is part of work performed by the learner during trade training.
AURSS00042 Vehicle Air Conditioning Installation Skill Set	The skill set may only be undertaken in addition to or as part of one of the following: <ul style="list-style-type: none"> AUR20220 Certificate II in Automotive Air Conditioning Technology or equivalent AUR20420 Certificate II in Automotive Electrical Technology or equivalent AUR30320 Certificate III in Automotive Electrical Technology or equivalent AUR30420 Certificate III in Agricultural Mechanical Technology or equivalent AUR30620 Certificate III in Light Vehicle Mechanical Technology or equivalent AUR31120 Certificate III in Heavy Commercial Vehicle Mechanical Technology or equivalent AUR31220 Certificate III in Mobile Plant Technology or equivalent. 	The industry expectation is that this skill set builds upon existing skills and knowledge or is part of work performed by the learner during trade training.
AURSS00043 Vehicle Air Conditioning Overhaul Skill Set	The skill set may only be undertaken in addition to or as part of one of the following: <ul style="list-style-type: none"> AUR20220 Certificate II in Automotive Air Conditioning Technology or equivalent AUR20420 Certificate II in Automotive Electrical Technology or equivalent AUR30320 Certificate III in Automotive Electrical Technology or equivalent AUR30420 Certificate III in Automotive Mechanical Technology or equivalent AUR30620 Certificate III in Light Vehicle Mechanical Technology or equivalent AUR31120 Certificate III in Heavy Commercial Vehicle Mechanical Technology or equivalent AUR31220 Certificate III in Mobile Plant Technology or equivalent. 	The industry expectation is that this skill set builds upon existing skills and knowledge or is part of work performed by the learner during trade training.

Code and title	Skill set entry requirements	Rationale
AURSS00044 Vehicle Air Conditioning Service, Retrofit, and Repair Skill Set	The skill set may only be undertaken in addition to or as part of one of the following: <ul style="list-style-type: none"> • AUR20220 Certificate II in Automotive Air Conditioning Technology or equivalent • AUR20420 Certificate II in Automotive Electrical Technology or equivalent • AUR30320 Certificate III in Automotive Electrical Technology or equivalent • AUR30420 Certificate III in Agricultural Mechanical Technology or equivalent • AUR30620 Certificate III in Light Vehicle Mechanical Technology or equivalent • AUR31120 Certificate III in Heavy Commercial Vehicle Mechanical Technology or equivalent • AUR31220 Certificate III in Mobile Plant Technology or equivalent. 	The industry expectation is that this skill set builds upon existing skills and knowledge or is part of work performed by the learner during trade training.
AURSS00045 Vehicle Refrigerant Recovery Skill Set	The skill set may be undertaken in addition to or as part of an automotive qualification or as a standalone skill set.	The industry expectation is that this skill set builds upon existing skills and knowledge.
AURSS00046 Advanced Body Repair Skill Set	The skill set may only be undertaken in addition to or as part of AUR32120 Certificate III in Automotive Body Repair Technology or equivalent.	The industry expectation is that this skill set builds upon existing skills and knowledge or is part of work performed by the learner during trade training.
AURSS00047 Advanced Body Repair Welding Skill Set	The skill set may only be undertaken in addition to or as part of AUR32120 Certificate III in Automotive Body Repair Technology or equivalent.	The industry expectation is that this skill set builds upon existing skills and knowledge or is part of work performed by the learner during trade training.
AURSS00048 Advanced Vehicle Refinishing Skill Set	The skill set may only be undertaken in addition to or as part of AUR32420 Certificate III in Automotive Refinishing Technology or equivalent.	The industry expectation is that this skill set builds upon existing skills and knowledge or is part of work performed by the learner during trade training.
AURSS00049 Vehicle Climate Control & HVAC Diagnostic Specialist Skill Set	The skill set may only be undertaken in addition to or as part of AUR20220 Certificate II in Automotive Air Conditioning Technology or equivalent and the trainee must hold a current ARC Refrigerant Handling Licence.	The industry expectation is that this skill set builds upon existing skills and knowledge or is part of work performed by the learner during trade training.
AURSS00050 Vehicle Body Repair Estimator Skill Set	The skill set may only be undertaken by individuals who have completed one of the following: <ul style="list-style-type: none"> • AUR32120 Certificate III in Automotive Body Repair Technology or equivalent • AUR32220 Certificate III in Automotive Glazing Technology or equivalent • AUR32420 Certificate III in Automotive Refinishing Technology or equivalent • AUR30620 Certificate III in Light Vehicle Mechanical Technology or equivalent • AUR30320 Certificate III in Automotive Electrical Technology or equivalent <p>Or:</p> <p>Have five years equivalent relevant fulltime workplace experience in a motor trade or as an estimator.</p>	The industry expectation is that this skill set builds upon existing skills and knowledge or is part of work performed by the learner during trade training.
AURSS00051 Marine Transition Skill Set	The skill set may only be undertaken by individuals who have completed one of the following: <ul style="list-style-type: none"> • AUR30420 Certificate III in Agricultural Mechanical Technology or equivalent • AUR30320 Certificate III in Automotive Electrical Technology or equivalent • AUR30920 Certificate III in Heavy Commercial Vehicle Mechanical Technology or equivalent • AUR30820 Certificate III in Motorcycle Mechanical Technology or equivalent • AUR30620 Certificate III in Light Vehicle Mechanical Technology or equivalent • AUR31420 Certificate III in Automotive Diesel Fuel Technology or equivalent • AUR31220 Certificate III in Mobile Plant Technology or equivalent • AUR31316 Certificate III in Automotive Engine Reconditioning or equivalent • AUR31820 Certificate III in Heavy Commercial Trailer Technology or equivalent • AUR30920 Certificate III in Motor Sport Technology or equivalent. 	The industry expectation is that this skill set builds upon existing skills and knowledge.

Code and title	Skill set entry requirements	Rationale
AURSS00052 Light Vehicle Wheel Alignment Skill Set	<p>This skill set may only be undertaken in addition to or as part of the following:</p> <ul style="list-style-type: none"> • AUR21920 Certificate II in Automotive Tyre Servicing Technology or equivalent • AUR30620 Certificate III in Light Vehicle Mechanical Technology or equivalent • AUR32516 Certificate III in Automotive Underbody Technology or equivalent <p>including:</p> <ul style="list-style-type: none"> ○ AURLTJ011 Select light vehicle wheels and tyres ○ AURLTJ102 Remove, inspect, repair and refit light vehicle tyres and tubes ○ AURLTJ103 Remove, inspect and refit light vehicle wheel and tyre assemblies. 	The industry expectation is that this skill set builds upon existing skills and knowledge or is part of work performed by the learner during trade training.
AURSS00053 Heavy Vehicle Wheel Alignment Skill Set	<p>This skill set may only be undertaken in addition to or as part of the following:</p> <ul style="list-style-type: none"> • AUR21920 Certificate II in Automotive Tyre Servicing Technology or equivalent • AUR31120 Certificate III in Heavy Commercial Vehicle Mechanical Technology or equivalent • AUR31820 Certificate III in Heavy Commercial Trailer Technology or equivalent <p>including:</p> <ul style="list-style-type: none"> ○ AURHTJ102 Select heavy vehicle tyres, wheels and rims for specific applications ○ AURLTJ103 Remove, inspect and refit light vehicle wheel and tyre assemblies ○ AURHTJ106 Remove, inspect, repair and refit heavy vehicle tyres and tubes. 	The industry expectation is that this skill set builds upon existing skills and knowledge or is part of work performed by the learner during trade training.
AURSS00054 Light Vehicle Automatic Driveline Technology Skill Set	<p>This skill set may only be undertaken in addition to, or as part of any Certificate III or higher within the AUR training package.</p>	The industry expectation is that this skill set builds upon existing skills and knowledge or is part of work performed by the learner during trade training.
AURSS00055 Heavy Vehicle Automatic Driveline Technology Skill Set	<p>This skill set may only be undertaken in addition to, or as part of any Certificate III or higher within the AUR training package.</p>	The industry expectation is that this skill set builds upon existing skills and knowledge or is part of work performed by the learner during trade training.
AURSS00056 Light Vehicle Manual Driveline Technology Skill Set	<p>This skill set may only be undertaken in addition to, or as part of any Certificate III or higher within the AUR training package.</p>	The industry expectation is that this skill set builds upon existing skills and knowledge or is part of work performed by the learner during trade training.
AURSS00057 Heavy Vehicle Manual Driveline Technology Skill Set	<p>This skill set may only be undertaken in addition to, or as part of any Certificate III or higher within the AUR training package.</p>	The industry expectation is that this skill set builds upon existing skills and knowledge or is part of work performed by the learner during trade training.
AURSS00058 LPG Fuel Systems Skill Set	<p>The skill set may only be undertaken in addition to or as part of one of the following:</p> <ul style="list-style-type: none"> • AUR30320 Certificate III in Automotive Electrical Technology or equivalent • AUR30420 Certificate III in Agricultural Mechanical Technology or equivalent • AUR30620 Certificate III in Light Vehicle Mechanical Technology or equivalent • AUR31120 Certificate III in Heavy Commercial Vehicle Mechanical Technology or equivalent • AUR31220 Certificate III in Mobile Plant Technology or equivalent. 	The industry expectation is that this skill set builds upon existing skills and knowledge or is part of work performed by the learner during trade training.

Code and title	Skill set entry requirements	Rationale
AURSS00059 LNG Fuel Systems Skill Set	The skill set may only be undertaken in addition to or as part of one of the following: <ul style="list-style-type: none"> • AUR30320 Certificate III in Automotive Electrical Technology or equivalent • AUR30420 Certificate III in Agricultural Mechanical Technology or equivalent • AUR30620 Certificate III in Light Vehicle Mechanical Technology or equivalent • AUR31120 Certificate III in Heavy Commercial Vehicle Mechanical Technology or equivalent • AUR31220 Certificate III in Mobile Plant Technology or equivalent. 	The industry expectation is that this skill set builds upon existing skills and knowledge or is part of work performed by the learner during trade training.
AURSS00060 CNG Fuel Systems Skill Set	The skill set may only be undertaken in addition to or as part of one of the following: <ul style="list-style-type: none"> • AUR30320 Certificate III in Automotive Electrical Technology or equivalent • AUR30420 Certificate III in Agricultural Mechanical Technology or equivalent • AUR30620 Certificate III in Light Vehicle Mechanical Technology or equivalent • AUR31120 Certificate III in Heavy Commercial Vehicle Mechanical Technology or equivalent • AUR31220 Certificate III in Mobile Plant Technology or equivalent. 	The industry expectation is that this skill set builds upon existing skills and knowledge or is part of work performed by the learner during trade training.
AURSS00061 Motorsports Marketing Skill Set	This skill set may only be undertaken in addition to, or as part of any Certificate III or higher within the AUR training package.	The industry expectation is that this skill set builds upon existing skills and knowledge or is part of work performed by the learner during trade training.
AURSS00062 Electric Bicycles Skill Set	No entry requirements	The industry expectation is that this skill set builds upon existing skills and knowledge or is part of work performed by the learner during trade training.
AURSS00063 Battery Electric Vehicle Diagnosis and Repair Skill Set	The skill set is limited to those who have completed one of the following qualifications: <ul style="list-style-type: none"> • AUR30320 Certificate III in Automotive Electrical Technology or equivalent • AUR30620 Certificate III in Light Vehicle Mechanical Technology or equivalent • AUR31120 Certificate III in Heavy Commercial Vehicle Mechanical Technology or equivalent 	The industry expectation is that this skill set must build upon existing skills and knowledge.
AURSS00064 Battery Electric Vehicle Inspection and Servicing Skill Set	The skill set is limited to those who have completed one of the following qualifications: <ul style="list-style-type: none"> • AUR30320 Certificate III in Automotive Electrical Technology or equivalent • AUR30620 Certificate III in Light Vehicle Mechanical Technology or equivalent • AUR31120 Certificate III in Heavy Commercial Vehicle Mechanical Technology or equivalent 	The industry expectation is that this skill set must build upon existing skills and knowledge.

Pathways advice

A pathway is the route or course of action taken to get to a destination. A training pathway generally means the learning activities or experiences used to attain the competencies needed to achieve career goals. There is no single pathway that applies to everyone; everyone has specific needs and goals.

Within the automotive industry, there is the ability for a person to gain skills, knowledge and experience to move into other job roles and challenges. Clearly defined pathways are attractive to new entrants, help retain current workers in the industry and can keep apprentice's enthusiasm levels in what can be seen to be a long training experience. The training package has pathways built into its design, reflecting job roles in the industry. When new job roles emerge, or existing ones change, the training package will be modified to mirror this.

There are many different paths to follow to achieve a qualification. Candidates can choose to directly enter a qualification, such as AUR30520 Certificate III in Marine Mechanical Technology, when a person begins an apprenticeship as a Marine Technician. They can follow a path through high school until they begin their apprenticeship, by first completing one or more Vocational Preparation qualifications. Post-trade qualifications (Certificate IV and Diploma) are available for those wishing to further their skills and knowledge and, perhaps, move into owning or managing a workshop. Most Certificate IV qualifications have as an entry requirement a

Certificate III qualification.

AUR qualifications include elective units that should be selected according to the learning and pathway needs of the learner. The choice of elective units is generally negotiated between the learner and/or employer, and the RTO conducting the training program.

Elective units can be selected from within the training package, or from other endorsed training packages or accredited courses.

Elective units should be used to provide a vocational focus for the qualification and should be relevant to the:

- qualification level
- job role
- work outcomes
- local industry needs
- area of specialisation (if required).

Qualification pathways and occupational outcomes

Achievement of AQF qualifications provides opportunities for individuals to pursue and achieve their career goals. Qualifications can be achieved in various ways, including:

- off-the-job training, e.g. attending classroom-based learning programs
- on-the-job training, e.g. apprenticeships, traineeships
- recognition of prior learning
- credit transfer.

The qualification pathways shown on the following pages provide insight into the automotive industry's career pathways and entry-level career options. The qualification pathway tables are provided for each sector and can be used for a variety of purposes, for example:

- the recognition of job roles
- increasing the knowledge of qualification structures for those already in the sector
- increasing the knowledge of career options for those entering the industry
- succession planning
- relating vocations to qualifications or skill sets.

Sector name: Automotive Accessory Fitting

Diploma	
<i>Graduates at this level will have integrated technical and theoretical knowledge in a broad range of contexts to undertake advanced skilled/paraprofessional work and/or further learning.</i>	
AUR50116 Diploma of Automotive Management	<ul style="list-style-type: none"> • Business owner/Dealership manager
Certificate IV	
<i>Graduates at this level will have theoretical and practical knowledge and skills for specialised and/or skilled work and/or further learning.</i>	
AUR40116 Certificate IV in Automotive Management	<ul style="list-style-type: none"> • Pathway to AUR5016 Diploma of Automotive Management
AUR40520 Certificate IV in Vehicle Loss Assessing	<ul style="list-style-type: none"> • Pathway to AUR5016 Diploma of Automotive Management
AUR40720 Certificate IV in Automotive Body Repair Technology	<ul style="list-style-type: none"> • Pathway to AUR5016 Diploma of Automotive Management
Certificate III	
<i>Graduates at this level will have theoretical and practical knowledge and skills for work and/or further learning.</i>	
AUR32120 Certificate III in Automotive Body Repair Technology	<ul style="list-style-type: none"> • Pathway to Certificate IV in Automotive body repair/Vehicle Loss Assessing/Automotive management • Pathway from school or employment with appropriate training and/or Recognition of prior learning
AUR32220 Certificate III in Automotive Glazing Technology	<ul style="list-style-type: none"> • Pathway to Certificate IV in Automotive body repair/Vehicle Loss Assessing/Automotive management • Pathway from school or employment with appropriate training and/or Recognition of prior learning
AUR32320 Certificate III in Automotive and Marine Trimming Technology	<ul style="list-style-type: none"> • Pathway to Certificate IV in Automotive body repair/Vehicle Loss Assessing/Automotive management • Pathway from school or employment with appropriate training and/or Recognition of prior learning
AUR32420 Certificate III in Automotive Refinishing Technology	<ul style="list-style-type: none"> • Pathway to Certificate IV in Automotive body repair/Vehicle Loss Assessing/Automotive management • Pathway from school or employment with appropriate training and/or Recognition of prior learning

Certificate II

Graduates at this level will have knowledge and skills for work in a defined context and/or further learning.

AUR22021 Certificate II in Automotive Accessory Fitting	<ul style="list-style-type: none"> • Pathway to Certificate III in Automotive Body Repair Technology/ Automotive Glazing Technology/Automotive and Marine Trimming Technology/Automotive Refinishing Technology • Pathway from school or employment with appropriate training and/or Recognition of prior learning
---	--

Sector name: Battery Electric Vehicle sector**Diploma**

Graduates at this level will have integrated technical and theoretical knowledge in a broad range of contexts to undertake advanced skilled/paraprofessional work and/or further learning.

AUR50116 Diploma of Automotive Management	<ul style="list-style-type: none"> • Business owner/Dealership manager
---	---

Certificate IV

Graduates at this level will have theoretical and practical knowledge and skills for specialised and/or skilled work and/or further learning.

AUR40620 Certificate IV in Automotive Electrical Technology	<ul style="list-style-type: none"> • Pathway to Diploma of Automotive Management
---	---

Certificate III

Graduates at this level will have theoretical and practical knowledge and skills for work and/or further learning.

AUR32721 Certificate III in Automotive Electric Vehicle Technology	<ul style="list-style-type: none"> • Pathway to Certificate IV in Automotive Electrical Technology • Pathway from school or employment with appropriate training and/or Recognition of prior learning
--	---

Sector name: Body Repair Sector**Diploma**

Graduates at this level will have integrated technical and theoretical knowledge in a broad range of contexts to undertake advanced skilled/paraprofessional work and/or further learning.

AUR50116 Diploma of Automotive Management	<ul style="list-style-type: none"> • Business owner/Dealership manager
---	---

Certificate IV

Graduates at this level will have theoretical and practical knowledge and skills for specialised and/or skilled work and/or further learning.

AUR40116 Certificate IV in Automotive Management	<ul style="list-style-type: none"> • Pathway to AUR50116 Diploma of Automotive Management
AUR40520 Certificate IV in Vehicle Loss Assessing	<ul style="list-style-type: none"> • Pathway to AUR50116 Diploma of Automotive Management
AUR40720 Certificate IV in Automotive Body Repair Technology	<ul style="list-style-type: none"> • Pathway to AUR50116 Diploma of Automotive Management

Certificate III

Graduates at this level will have theoretical and practical knowledge and skills for work and/or further learning.

AUR32120 Certificate III in Automotive Body Repair Technology	<ul style="list-style-type: none"> • Pathway to Certificate IV in Automotive body repair/Vehicle Loss Assessing/Automotive management • Pathway from school or employment with appropriate training and/or Recognition of prior learning
AUR32220 Certificate III in Automotive Glazing Technology	<ul style="list-style-type: none"> • Pathway to Certificate IV in Automotive body repair/Vehicle Loss Assessing/Automotive management • Pathway from school or employment with appropriate training and/or Recognition of prior learning
AUR32320 Certificate III in Automotive and Marine Trimming Technology	<ul style="list-style-type: none"> • Pathway to Certificate IV in Automotive body repair/Vehicle Loss Assessing/Automotive management • Pathway from school or employment with appropriate training and/or Recognition of prior learning
AUR32420 Certificate III in Automotive Refinishing Technology	<ul style="list-style-type: none"> • Pathway to Certificate IV in Automotive body repair/Vehicle Loss Assessing/Automotive management • Pathway from school or employment with appropriate training and/or Recognition of prior learning

Certificate II

Graduates at this level will have knowledge and skills for work in a defined context and/or further learning.

AUR20720 Certificate II in Automotive Vocational Preparation	<ul style="list-style-type: none"> • Pathway to Certificate III in Automotive Body Repair Technology/ Automotive Glazing Technology/Automotive and Marine Trimming Technology/Automotive Refinishing Technology • Pathway from school or employment with appropriate training and/or Recognition of prior learning • General preparatory qualification for the automotive industry (suitable for delivery under VET in schools or pre-apprenticeship)
AUR20920 Certificate II in Automotive Body Repair Technology	<ul style="list-style-type: none"> • Pathway to Certificate III in Automotive Body Repair Technology/ Automotive Glazing Technology/Automotive and Marine Trimming Technology/Automotive Refinishing Technology • Pathway from school or employment with appropriate training and/or Recognition of prior learning

Certificate I

Graduates at this level will have knowledge and skills for initial work, community involvement and/or further learning.

AUR10120 Certificate I in Automotive Vocation Preparation	<ul style="list-style-type: none"> • Pathway into Certificate II in Automotive Vocational Preparation or Automotive Body Repair Technology • Pathway from school or employment with appropriate training and/or Recognition of prior learning
---	---

Sector name: Automotive Electrical Sector**Diploma**

Graduates at this level will have integrated technical and theoretical knowledge in a broad range of contexts to undertake advanced skilled/paraprofessional work and/or further learning.

AUR50116 Diploma of Automotive Management	<ul style="list-style-type: none"> • Business owner/Dealership manager
---	---

Certificate IV

Graduates at this level will have theoretical and practical knowledge and skills for specialised and/or skilled work and/or further learning.

AUR40116 Certificate IV in Automotive Management	<ul style="list-style-type: none"> • Pathway to Diploma of Automotive Management
AUR40520 Certificate IV in Vehicle Loss Assessing	<ul style="list-style-type: none"> • Pathway to Diploma of Automotive Management
AUR40620 Certificate IV in Automotive Electrical Technology	<ul style="list-style-type: none"> • Pathway to Diploma of Automotive Management

Certificate III

Graduates at this level will have theoretical and practical knowledge and skills for work and/or further learning.

AUR30320 Certificate III in Automotive Electrical Technology	<ul style="list-style-type: none"> • Pathway to Certificate IV in Automotive Electrical Technology/Vehicle Loss Assessing/Automotive Management • Pathway from school or employment with appropriate training and/or Recognition of prior learning
--	--

Certificate II

Graduates at this level will have knowledge and skills for work in a defined context and/or further learning.

AUR20420 Certificate II in Automotive Electrical Technology	<ul style="list-style-type: none"> • Pathway to Certificate III in Automotive Electrical Technology • Pathway from school or employment with appropriate training and/or Recognition of prior learning
AUR20720 Certificate II in Automotive Vocational Preparation	<ul style="list-style-type: none"> • Pathway to Certificate III in Automotive Electrical Technology • Pathway from school or employment with appropriate training and/or Recognition of prior learning • General preparatory qualification for the automotive industry (suitable for delivery under VET in schools or pre-apprenticeship)

Certificate I

Graduates at this level will have knowledge and skills for initial work, community involvement and/or further learning.

AUR10120 Certificate I in Automotive Vocation Preparation	<ul style="list-style-type: none"> • Pathway into Certificate II in Automotive Vocational Preparation or Automotive Electrical Technology • Pathway from school or employment with appropriate training and/or Recognition of prior learning
---	--

Sector name: Bicycle Sector**Diploma**

Graduates at this level will have specialised knowledge and skills for skilled/paraprofessional work and/or further learning.

AUR50116 Diploma of Automotive Management	<ul style="list-style-type: none"> • Business owner/Dealership manager
---	---

Certificate IV

Graduates at this level will have theoretical and practical knowledge and skills for specialised and/or skilled work and/or further learning.

AUR40116 Certificate IV in Automotive Management	<ul style="list-style-type: none"> • Pathway to Diploma of Automotive Management
--	---

Certificate III

Graduates at this level will have theoretical and practical knowledge and skills for work and/or further learning.

AUR30220 Certificate III in Bicycle Workshop Operations	<ul style="list-style-type: none"> • Pathway to Certificate IV in Automotive Management • Pathway from school or employment with appropriate training and/or Recognition of prior learning
---	--

Certificate II

Graduates at this level will have knowledge and skills for work in a defined context and/or further learning.

AUR20320 Certificate III in Bicycle Mechanical Technology	<ul style="list-style-type: none"> • Pathway to Certificate III in Bicycle Mechanical Technology • Pathway from school or employment with appropriate training and/or Recognition of prior learning
AUR20720 Certificate II in Automotive Vocational preparation	<ul style="list-style-type: none"> • Pathway to Certificate III in Bicycle Mechanical Technology • General preparatory qualification for the automotive industry (suitable for delivery under VET in schools or pre-apprenticeship) • Pathway from school or employment with appropriate training and/or Recognition of prior learning

Certificate I

Graduates at this level will have knowledge and skills for initial work, community involvement and/or further learning.

AUR10120 Certificate I in Automotive Vocational Preparation	<ul style="list-style-type: none"> • Pathway to Certificate II in Automotive Vocational Preparation or Bicycle Mechanical Technology • General preparatory qualification for the automotive industry (suitable for delivery under VET in schools) • Pathway from school or employment with appropriate training and/or Recognition of prior learning
---	---

Sector name: Marine Sector**Diploma**

Graduates at this level will have specialised knowledge and skills for skilled/paraprofessional work and/or further learning.

AUR50116 Diploma of Automotive Management	<ul style="list-style-type: none"> • Business owner/Dealership manager
AUR50216 Diploma of Automotive Technology	<ul style="list-style-type: none"> • Advanced Master Technician/ Advanced Diagnostic Technician

Certificate IV

Graduates at this level will have theoretical and practical knowledge and skills for specialised and/or skilled work and/or further learning.

AUR40116 Certificate IV in Automotive Management	<ul style="list-style-type: none"> • Pathway to Diploma of Automotive Management
AUR40216 Certificate IV Automotive Mechanical Diagnosis	<ul style="list-style-type: none"> • Pathway to Diploma of Automotive Technology
AUR40820 Certificate IV in Automotive Mechanical Overhauling	<ul style="list-style-type: none"> • Pathway to Diploma of Automotive Technology

Certificate III

Graduates at this level will have theoretical and practical knowledge and skills for work and/or further learning.

AUR30520 Certificate II in Marine Mechanical Technology

- Pathway to Certificate IV in Automotive Mechanical Diagnosis/Automotive Mechanical Overhauling or Automotive Management

Certificate II

Graduates at this level will have knowledge and skills for work in a defined context and/or further learning.

AUR20720 Certificate II in Automotive Vocational preparation

- Pathway to Certificate III in Marine Mechanical Technology
- General preparatory qualification for the automotive industry (suitable for delivery under VET in schools or pre-apprenticeship)
- Pathway from school or employment with appropriate training and/or Recognition of prior learning

Certificate I

Graduates at this level will have knowledge and skills for initial work, community involvement and/or further learning.

AUR10120 Certificate I in Automotive Vocational Preparation

- Pathway to Certificate II in Automotive Vocational Preparation
- General preparatory qualification for the automotive industry (suitable for delivery under VET in schools)
- Pathway from school or employment with appropriate training and/or Recognition of prior learning

Sector name: Outdoor Power Equipment Sector**Diploma**

Graduates at this level will have specialised knowledge and skills for skilled/paraprofessional work and/or further learning.

AUR50116 Diploma of Automotive Management

- Business owner/Dealership manager

AUR50216 Diploma of Automotive Technology

- Advanced Master Technician/ Advanced Diagnostic Technician

Certificate IV

Graduates at this level will have theoretical and practical knowledge and skills for specialised and/or skilled work and/or further learning.

AUR40116 Certificate IV in Automotive Management

- Pathway to Diploma of Automotive Management

AUR40216 Certificate IV in Automotive Mechanical Diagnosis

- Pathway to Diploma of Automotive Technology

AUR40820 Certificate IV in Automotive Mechanical Overhauling

- Pathway to Diploma of Automotive Technology

Certificate III

Graduates at this level will have theoretical and practical knowledge and skills for work and/or further learning.

AUR30720 Certificate III in Outdoor Power Equipment Technology

- Pathway to Certificate IV in Automotive Mechanical Diagnosis/Automotive Mechanical Overhauling or Automotive Management
- Pathway from school or employment with appropriate training and/or Recognition of prior learning

Certificate II

Graduates at this level will have knowledge and skills for work in a defined context and/or further learning.

AUR20820 Certificate II in Outdoor Power Equipment Technology

- Pathway to Certificate III in Outdoor Power Equipment Technology
- Pathway from school or employment with appropriate training and/or Recognition of prior learning

AUR20720 Certificate II in Automotive Vocational preparation

- Pathway to Certificate III in Outdoor Power Equipment Technology
- Pathway from school or employment with appropriate training and/or Recognition of prior learning
- General preparatory qualification for the automotive industry (suitable for delivery under VET in schools or pre-apprenticeship)

Certificate I

Graduates at this level will have knowledge and skills for initial work, community involvement and/or further learning.

AUR10120 Certificate I in Automotive Vocational Preparation

- Pathway to Certificate II in Automotive Vocational Preparation or Outdoor Power Equipment Technology
- General preparatory qualification for the automotive industry (suitable for delivery under VET in schools)
- Pathway from school or employment with appropriate training and/or Recognition of prior learning

Sector name: Motorsport Sector

Diploma	
<i>Graduates at this level will have specialised knowledge and skills for skilled/paraprofessional work and/or further learning.</i>	
AUR50116 Diploma of Automotive Management	<ul style="list-style-type: none"> • Business owner/Dealership manager
AUR50216 Diploma of Automotive Technology	<ul style="list-style-type: none"> • Advanced Master Technician/ Advanced Diagnostic Technician
Certificate IV	
<i>Graduates at this level will have theoretical and practical knowledge and skills for specialised and/or skilled work and/or further learning.</i>	
AUR40116 Certificate IV in Automotive Management	<ul style="list-style-type: none"> • Pathway to Diploma of Automotive Management
AUR40216 Certificate IV in Automotive Mechanical Diagnosis	<ul style="list-style-type: none"> • Pathway to Diploma of Automotive Technology
AUR40520 Certificate IV in Vehicle Loss Assessing	<ul style="list-style-type: none"> • Pathway to Diploma of Automotive Management
AUR40820 Certificate IV in Automotive Mechanical Overhauling	<ul style="list-style-type: none"> • Pathway to Diploma of Automotive Technology
Certificate III	
<i>Graduates at this level will have theoretical and practical knowledge and skills for work and/or further learning.</i>	
AUR30920 Certificate II in Motor Sport Technology	<ul style="list-style-type: none"> • Pathway to Certificate IV in Motor Sport Technology/Automotive Management/Vehicle Loss Assessing/Automotive Mechanical Overhauling or Automotive Mechanical Diagnosis • Pathway from school or employment with appropriate training and/or Recognition of prior learning
Certificate II	
<i>Graduates at this level will have knowledge and skills for work in a defined context and/or further learning.</i>	
AUR20720 Certificate II in Automotive Vocational preparation	<ul style="list-style-type: none"> • Pathway to Certificate III in Motor Sport Technology • General preparatory qualification for the automotive industry (suitable for delivery under VET in schools or pre-apprenticeship) • Pathway from school or employment with appropriate training and/or Recognition of prior learning
AUR21020 Certificate II in Motor Sport Technology	<ul style="list-style-type: none"> • Pathway to Certificate III in Motor Sport Technology • Pathway from school or employment with appropriate training and/or Recognition of prior learning
Certificate I	
<i>Graduates at this level will have knowledge and skills for initial work, community involvement and/or further learning.</i>	
AUR10120 Certificate I in Automotive Vocational Preparation	<ul style="list-style-type: none"> • Pathway to Certificate II in Automotive Vocational Preparation or Motor Sport Technology • General preparatory qualification for the automotive industry (suitable for delivery under VET in schools) • Pathway from school or employment with appropriate training and/or Recognition of prior learning

Sector name: Automotive Administration and Sales Sector

Diploma	
<i>Graduates at this level will have specialised knowledge and skills for skilled/paraprofessional work and/or further learning.</i>	
AUR50116 Diploma of Automotive Management	<ul style="list-style-type: none"> • Business owner/Dealership manager
Certificate IV	
<i>Graduates at this level will have theoretical and practical knowledge and skills for specialised and/or skilled work and/or further learning.</i>	
AUR40116 Certificate IV in Automotive Management	<ul style="list-style-type: none"> • Pathway to Diploma of Automotive Management

Certificate III

Graduates at this level will have theoretical and practical knowledge and skills for work and/or further learning.

AUR30116 Certificate III in Automotive Administration	<ul style="list-style-type: none"> • Pathway to Certificate IV in Automotive Management • Pathway from school or employment with appropriate training and/or Recognition of prior learning
AUR31020 Certificate II in Automotive Sales	<ul style="list-style-type: none"> • Pathway to Certificate IV in Automotive Management • Pathway from school or employment with appropriate training and/or Recognition of prior learning

Certificate II

Graduates at this level will have knowledge and skills for work in a defined context and/or further learning.

AUR20116 Certificate II in Automotive Administration	<ul style="list-style-type: none"> • Pathway to Certificate III in Automotive Administration • Pathway from school or employment with appropriate training and/or Recognition of prior learning
AUR20720 Certificate II in Automotive Vocational preparation	<ul style="list-style-type: none"> • Pathway to Certificate III in Automotive Administration or Automotive Sales • General preparatory qualification for the automotive industry (suitable for delivery under VET in schools or pre-apprenticeship) • Pathway from school or employment with appropriate training and/or Recognition of prior learning
AUR21120 Certificate II in Automotive Sales	<ul style="list-style-type: none"> • Pathway to Certificate III in Automotive Sales • Pathway from school or employment with appropriate training and/or Recognition of prior learning

Certificate I

Graduates at this level will have knowledge and skills for initial work, community involvement and/or further learning.

AUR10120 Certificate I in Automotive Vocational Preparation	<ul style="list-style-type: none"> • Pathway to Certificate II in Automotive Vocational Preparation/Automotive Administration or Automotive Sales • General preparatory qualification for the automotive industry (suitable for delivery under VET in schools) • Pathway from school or employment with appropriate training and/or Recognition of prior learning
---	--

Sector name: Mechanical Heavy Vehicle Sector**Diploma**

Graduates at this level will have specialised knowledge and skills for skilled/paraprofessional work and/or further learning.

AUR50116 Diploma of Automotive Management	<ul style="list-style-type: none"> • Business owner/Dealership manager
AUR50216 Diploma of Automotive Technology	<ul style="list-style-type: none"> • Advanced Master Technician/ Advanced Diagnostic Technician

Certificate IV

Graduates at this level will have theoretical and practical knowledge and skills for specialised and/or skilled work and/or further learning.

AUR40116 Certificate IV in Automotive Management	<ul style="list-style-type: none"> • Pathway to Diploma of Automotive Management
AUR40216 Certificate IV in Automotive Mechanical Diagnosis	<ul style="list-style-type: none"> • Pathway to Diploma of Automotive Technology
AUR40520 Certificate IV in Vehicle Loss Assessing	<ul style="list-style-type: none"> • Pathway to Diploma of Automotive Management
AUR40820 Certificate IV in Automotive Mechanical Overhauling	<ul style="list-style-type: none"> • Pathway to Diploma of Automotive Technology

Certificate III

Graduates at this level will have theoretical and practical knowledge and skills for work and/or further learning.

AUR30420 Certificate III in Agricultural Mechanical Technology	<ul style="list-style-type: none"> • Pathway to Certificate IV in Automotive Mechanical Diagnosis/Automotive Mechanical Overhauling/Vehicle Loss Assessing or Automotive Management • Pathway from school or employment with appropriate training and/or Recognition of prior learning
AUR31120 Certificate III in Heavy Commercial Vehicle Mechanical Technology	<ul style="list-style-type: none"> • Pathway to Certificate IV in Automotive Mechanical Diagnosis/Automotive Mechanical Overhauling/Vehicle Loss Assessing or Automotive Management • Pathway from school or employment with appropriate training and/or Recognition of prior learning

AUR31220 Certificate III in Mobile Plant Technology	<ul style="list-style-type: none"> • Pathway to Certificate IV in Automotive Mechanical Diagnosis/Automotive Mechanical Overhauling/Vehicle Loss Assessing or Automotive Management
AUR31316 Certificate III in Automotive Engine Reconditioning	<ul style="list-style-type: none"> • Pathway from school or employment with appropriate training and/or Recognition of prior learning
AUR31420 Certificate III in Automotive Diesel Fuel Technology	<ul style="list-style-type: none"> • Pathway to Certificate IV in Automotive Mechanical Diagnosis/Automotive Mechanical Overhauling/Vehicle Loss Assessing or Automotive Management
AUR31620 Certificate III in Automotive Diesel Engine Technology	<ul style="list-style-type: none"> • Pathway from school or employment with appropriate training and/or Recognition of prior learning
AUR31820 Certificate III in Heavy Commercial Trailer Technology	<ul style="list-style-type: none"> • Pathway to Certificate IV in Automotive Mechanical Diagnosis/Automotive Mechanical Overhauling/Vehicle Loss Assessing or Automotive Management

Certificate II

Graduates at this level will have knowledge and skills for work in a defined context and/or further learning.

AUR20520 Certificate II in Automotive Servicing Technology	<ul style="list-style-type: none"> • Pathway to Certificate III in Automotive Engine Reconditioning/Diesel Fuel Technology/Diesel Engine Technology/Tyre Management/Mobile Plant/Agricultural Mechanical Technology or Heavy Commercial Vehicle Mechanical Technology/Heavy Commercial Trailer Technology • Pathway from school or employment with appropriate training and/or Recognition of prior learning
AUR20720 Certificate II in Automotive Vocational preparation	<ul style="list-style-type: none"> • Pathway to Certificate III in Automotive Engine Reconditioning/Diesel Fuel Technology/Diesel Engine Technology/Tyre Management/Mobile Plant/Agricultural Mechanical Technology or Heavy Commercial Vehicle Mechanical Technology/Heavy Commercial Trailer Technology • General preparatory qualification for the automotive industry (suitable for delivery under VET in schools or pre-apprenticeship) • Pathway from school or employment with appropriate training and/or Recognition of prior learning
AUR21920 Certificate II in Automotive Tyre Servicing Technology	<ul style="list-style-type: none"> • Pathway to Certificate III in Automotive Engine Reconditioning/Diesel Fuel Technology/Diesel Engine Technology/Tyre Management/Mobile Plant/Agricultural Mechanical Technology or Heavy Commercial Vehicle Mechanical Technology/Heavy Commercial Trailer Technology • Pathway from school or employment with appropriate training and/or Recognition of prior learning

Certificate I

Graduates at this level will have knowledge and skills for initial work, community involvement and/or further learning.

AUR10120 Certificate I in Automotive Vocational Preparation	<ul style="list-style-type: none"> • Pathway to Certificate II in Automotive Vocational Preparation/Servicing Technology or Automotive Tyre Servicing Technology • General preparatory qualification for the automotive industry (suitable for delivery under VET in schools) • Pathway from school or employment with appropriate training and/or Recognition of prior learning
---	---

Sector name: Mechanical and Specialisation Sector

Diploma

Graduates at this level will have specialised knowledge and skills for skilled/paraprofessional work and/or further learning.

AUR50116 Diploma of Automotive Management	<ul style="list-style-type: none"> • Business owner/Dealership manager
AUR50216 Diploma of Automotive Technology	<ul style="list-style-type: none"> • Advanced Master Technician/ Advanced Diagnostic Technician

Certificate IV

Graduates at this level will have theoretical and practical knowledge and skills for specialised and/or skilled work and/or further learning.

AUR40116 Certificate IV in Automotive Management	<ul style="list-style-type: none"> • Pathway to Diploma of Automotive Management
AUR40216 Certificate IV in Automotive Mechanical Diagnosis	<ul style="list-style-type: none"> • Pathway to Diploma of Automotive Technology
AUR40520 Certificate IV in Vehicle Loss Assessing	<ul style="list-style-type: none"> • Pathway to Diploma of Automotive Management
AUR40820 Certificate IV in Automotive Mechanical Overhauling	<ul style="list-style-type: none"> • Pathway to Diploma of Automotive Technology

Certificate III

Graduates at this level will have theoretical and practical knowledge and skills for work and/or further learning.

AUR30620 Certificate III in Light Vehicle Mechanical Technology	<ul style="list-style-type: none"> • Pathway to Certificate IV in Automotive Mechanical Diagnosis/Automotive Mechanical Overhauling/Vehicle Loss Assessing or Automotive Management • Pathway from school or employment with appropriate training and/or Recognition of prior learning
AUR30820 Certificate III in Motorcycle Mechanical Technology	<ul style="list-style-type: none"> • Pathway to Certificate IV in Automotive Mechanical Diagnosis/Automotive Mechanical Overhauling/Vehicle Loss Assessing or Automotive Management
AUR31316 Certificate III in Automotive Engine Reconditioning	<ul style="list-style-type: none"> • Pathway from school or employment with appropriate training and/or Recognition of prior learning
AUR3216 Certificate III in Automotive Tyre Management	<ul style="list-style-type: none"> • Pathway to Certificate IV in Automotive Mechanical Diagnosis/Automotive Mechanical Overhauling/Vehicle Loss Assessing or Automotive Management
AUR32518 Certificate III in Automotive Underbody Technology	<ul style="list-style-type: none"> • Pathway from school or employment with appropriate training and/or Recognition of prior learning

Certificate II

Graduates at this level will have knowledge and skills for work in a defined context and/or further learning.

AUR20220 Certificate II in Automotive Air Conditioning Technology	<ul style="list-style-type: none"> • Pathway to Certificate III in Light Vehicle Mechanical Technology/Motorcycle Mechanical Technology/Automotive Engine Reconditioning/Automotive Tyre Management or Automotive Underbody Technology • Pathway from school or employment with appropriate training and/or Recognition of prior learning
AUR20520 Certificate II in Automotive Servicing Technology	<ul style="list-style-type: none"> • Pathway to Certificate III in Light Vehicle Mechanical Technology/Motorcycle Mechanical Technology/Automotive Engine Reconditioning/Automotive Tyre Management or Automotive Underbody Technology • Pathway from school or employment with appropriate training and/or Recognition of prior learning
AUR20720 Certificate II in Automotive Vocational preparation	<ul style="list-style-type: none"> • Pathway to Certificate III in Light Vehicle Mechanical Technology/Motorcycle Mechanical Technology/Automotive Engine Reconditioning/Automotive Tyre Management or Automotive Underbody Technology • General preparatory qualification for the automotive industry (suitable for delivery under VET in schools or pre-apprenticeship) • Pathway from school or employment with appropriate training and/or Recognition of prior learning
AUR21220 Certificate II in Automotive Underbody Technology	<ul style="list-style-type: none"> • Pathway to Certificate III in Light Vehicle Mechanical Technology/Motorcycle Mechanical Technology/Automotive Engine Reconditioning/Automotive Tyre Management or Automotive Underbody Technology • Pathway from school or employment with appropriate training and/or Recognition of prior learning
AUR21820 Certificate II in Automotive Steering and Suspension System Technology	<ul style="list-style-type: none"> • Pathway to Certificate III in Light Vehicle Mechanical Technology/Motorcycle Mechanical Technology/Automotive Engine Reconditioning/Automotive Tyre Management or Automotive Underbody Technology • Pathway from school or employment with appropriate training and/or Recognition of prior learning
AUR21920 Certificate II in Automotive Tyre Servicing Technology	<ul style="list-style-type: none"> • Pathway to Certificate III in Light Vehicle Mechanical Technology/Motorcycle Mechanical Technology/Automotive Engine Reconditioning/Automotive Tyre Management or Automotive Underbody Technology

- Pathway from school or employment with appropriate training and/or Recognition of prior learning

Certificate I

Graduates at this level will have knowledge and skills for initial work, community involvement and/or further learning.

AUR10120 Certificate I in Automotive Vocational Preparation

- Pathway to Certificate II in Automotive Vocational Preparation/Air Conditioning Technology/Service Technology/Underbody Technology/Steering and Suspension System Technology or Automotive Tyre Servicing Technology
- General preparatory qualification for the automotive industry (suitable for delivery under VET in schools)
- Pathway from school or employment with appropriate training and/or Recognition of prior learning

Skill set pathways

The following table displays skill sets pathways information in the AUR Training Package (V7.1).

Skill set code and title	Pathways information
AURSS00026 Percussive Drill Maintenance and Advanced Systems Diagnosis Skill Set	Units from within this skill set can contribute to following qualifications: <ul style="list-style-type: none"> • AUR30320 Certificate III in Automotive Electrical Technology, or • AUR30420 Certificate III in Agricultural Mechanical Technology, or • AUR30520 Certificate III in Marine Mechanical Technology, or • AUR30620 Certificate III in Light Vehicle Mechanical Technology, or • AUR30720 Certificate III in Outdoor Power Equipment Technology, or • AUR30820 Certificate III in Motorcycle Mechanical Technology, or • AUR30920 Certificate III in Motorsport Technology, or • AUR31120 Certificate III in Heavy Commercial Vehicle Mechanical Technology, or • AUR31220 Certificate III in Mobile Plant Technology, or • AUR31316 Certificate III in Automotive Engine Reconditioning, or • AUR31420 Certificate III in Automotive Diesel Fuel Technology, or • AUR31520 Certificate III in Automotive Diesel Engine Technology.
AURSS00027 Automotive CNG Installation, Service and Repair Skill Set, AURSS00028 Automotive CNG Service and Repair Skill Set, AURSS00030 Automotive LNG Installation, Service and Repair Skill Set, AURSS00031 Automotive LNG Service and Repair Skill Set, AURSS00032 Automotive LPG Installation, Service and Repair Skill Set, AURSS00033 Automotive LPG Service and Repair Skill Set	Units from within these skill sets can contribute to following qualifications: <ul style="list-style-type: none"> • AUR30320 Certificate III in Automotive Electrical Technology, or • AUR30420 Certificate III in Agricultural Mechanical Technology, or • AUR30620 Certificate III in Light Vehicle Mechanical Technology, or • AUR31120 Certificate III in Heavy Commercial Vehicle Mechanical Technology, or • AUR31220 Certificate III in Mobile Plant Technology.
AURSS00029 Automotive Electrical Skill Set for Light Vehicle Technicians	Units from within this skill set can contribute to following qualification: <ul style="list-style-type: none"> • AUR30620 Certificate III in Light Vehicle Mechanical Technology.
AURSS00037 Hybrid Electric Vehicle Inspection and Servicing Skill Set	Units from within these skill sets can contribute to following qualifications: <ul style="list-style-type: none"> • AUR30320 Certificate III in Automotive Electrical Technology, or • AUR30620 Certificate III in Light Vehicle Mechanical Technology, or • AUR40216 Certificate IV in Automotive Mechanical Diagnosis, or • AUR40620 Certificate IV in Automotive Electrical Technology.
AURSS00036 Heavy Commercial Vehicle Skill Set for Light Vehicle Technicians	Units from within this skill set can contribute to following qualification: <ul style="list-style-type: none"> • AUR30620 Certificate III in Light Vehicle Mechanical Technology.
AURSS00038 Mobile Plant Skill Set for Agricultural Equipment Technicians	Units from within this skill set can contribute to following qualification: <ul style="list-style-type: none"> • AUR30420 Certificate III in Agricultural Mechanical Technology.
AURSS00039 Mobile Plant Skill Set for Heavy Commercial Vehicle Technicians	Units from within this skill set can contribute to following qualification: <ul style="list-style-type: none"> • AUR31120 Certificate III in Heavy Commercial Vehicle Mechanical Technology.
AURSS00040 Mobile Plant Skill Set for Light Vehicle Technicians	Units from within this skill set can contribute to following qualifications: <ul style="list-style-type: none"> • AUR30620 Certificate III in Light Vehicle Mechanical Technology.

Skill set code and title	Pathways information
AURSS00041 Vehicle Air Conditioning Install and Overhaul Skill Set, AURSS00042 Vehicle Air Conditioning Installation Skill Set, AURSS00043 Vehicle Air Conditioning Overhaul Skill Set, AURSS00044 Vehicle Air Conditioning Service, Retrofit and Repair Skill Set	Units from within these skill sets can contribute to following qualifications: <ul style="list-style-type: none"> • AUR20220 Certificate II in Automotive Air Conditioning Technology, or • AUR20420 Certificate II in Automotive Electrical Technology, or • AUR30320 Certificate III in Automotive Electrical Technology, or • AUR30420 Certificate III in Agricultural Mechanical Technology, or • AUR30620 Certificate III in Light Vehicle Mechanical Technology, or • AUR31120 Certificate III in Heavy Commercial Vehicle Mechanical Technology, or • AUR31220 Certificate III in Mobile Plant Technology.
AURSS00045 Vehicle Refrigerant Recovery Skill Set	This skill set can be undertaken in addition to or as part of a qualification or as a standalone skill set. Units from within these skill sets can contribute to the following qualifications: <ul style="list-style-type: none"> • AUR20220 Certificate II in Automotive Air Conditioning Technology, or • AUR20420 Certificate II in Automotive Electrical Technology, or • AUR20920 Certificate II in Automotive Body Repair Technology, or • AUR30320 Certificate III in Automotive Electrical Technology
AURSS00046 Advanced Body Repair Skill Set, AURSS00047 Advanced Body Repair Welding Skill Set	Units from within this skill set can contribute to following qualification: <ul style="list-style-type: none"> • AUR32120 Certificate III in Automotive Body Repair Technology
AURSS00048 Advanced Vehicle Refinishing Skill Set	Units from within this skill set can contribute to following qualification: <ul style="list-style-type: none"> • AUR32420 Certificate III in Automotive Refinishing Technology
AURSS00049 Vehicle Climate Control and HVAC Diagnostic Specialist Skill Set	Units from within this skill set can contribute to following qualification: <ul style="list-style-type: none"> • AUR20220 Certificate II in Automotive air Conditioning Technology
AURSS00050 Vehicle Body Repair Estimator Skill Set, AURSS00051 Marine Transition Skill Set	These skill sets cannot be undertaken as part of a qualification, only as standalone skill set following successful completion of relevant qualifications specified in the entry requirements.
AURSS00052 Light Vehicle Wheel Alignment Skill Set, AURSS00053 Heavy Vehicle Wheel Alignment Skill Set	These skill sets may be undertaken as part of AUR21920 Certificate III in Automotive Tyre Servicing Technology or as standalone skill sets following successful completion of relevant qualifications specified in the entry requirements.
AURSS00054 Light Vehicle Automatic Driveline Technology Skill Set, AURSS00055 Heavy Vehicle Automatic Driveline Technology Skill Set	The units provide credit towards: <ul style="list-style-type: none"> • AUR31120 Certificate III in Heavy Commercial Vehicle Mechanical Technology, or • AUR30920 Certificate III in Motor sport Technology, or • AUR30620 Certificate III in Light Vehicle Mechanical Technology, or • AUR30320 Certificate III in Automotive Electrical Technology, or • AUR40320 Certificate IV in Motor Sport Technology, or • AUR40820 Certificate IV in Automotive Mechanical Overhauling, and • other qualifications that allow for selection of these units.
AURSS00056 Light Vehicle Manual Driveline Technology Skill Set	The units provide credit towards: <ul style="list-style-type: none"> • AUR30620 Certificate III in Light Vehicle Mechanical Technology, or • AUR30820 Certificate III in Motorcycle Mechanical Technology, or • AUR30920 Certificate III in Motor sport Technology, or • AUR32518 Certificate III in Automotive Underbody Technology, or • AUR30620 Certificate III in Light Vehicle Mechanical Technology, or • AUR30720 Certificate III in Outdoor Power Equipment, or • AUR40320 Certificate IV in Motor Sport Technology, and • other qualifications that allow for selection of these units.
AURSS00057 Heavy Vehicle Manual Driveline Technology Skill Set	The units provide credit towards <ul style="list-style-type: none"> • AUR31120 Certificate III in Heavy Commercial Vehicle Mechanical Technology, or • AUR30420 Certificate III in Agricultural Mechanical Technology, or • AUR31220 Certificate III in Mobile Plant Technology, or • AUR30620 Certificate III in Light Vehicle Mechanical Technology, or • AUR30720 Certificate III in Outdoor Power Equipment, or • AUR30920 Certificate III in Motor sport Technology, or • AUR40320 Certificate IV in Motor Sport Technology, and • other qualifications that allow for selection of these units.
AURSS00058 LPG Fuel Systems Skill Set, AURSS00059 LNG Fuel Systems Skill Set, AURSS00060 CNG Fuel Systems Skill Set	The units provide credit towards: <ul style="list-style-type: none"> • AUR30320 Certificate III in Automotive Electrical Technology, or • AUR30420 Certificate III in Agricultural Mechanical Technology, or • AUR30620 Certificate III in Light Vehicle Mechanical Technology, or • AUR31120 Certificate III in Heavy Commercial Vehicle Mechanical Technology, or • AUR31220 Certificate III in Mobile Plant Technology, and • other qualifications that allow for selection of these units.
AURSS00061 Motorsports Marketing Skill Set	The units provide credit towards: <ul style="list-style-type: none"> • AUR40320 Certificate IV in Motor Sport Technology, and • other qualifications that allow for selection of these units.

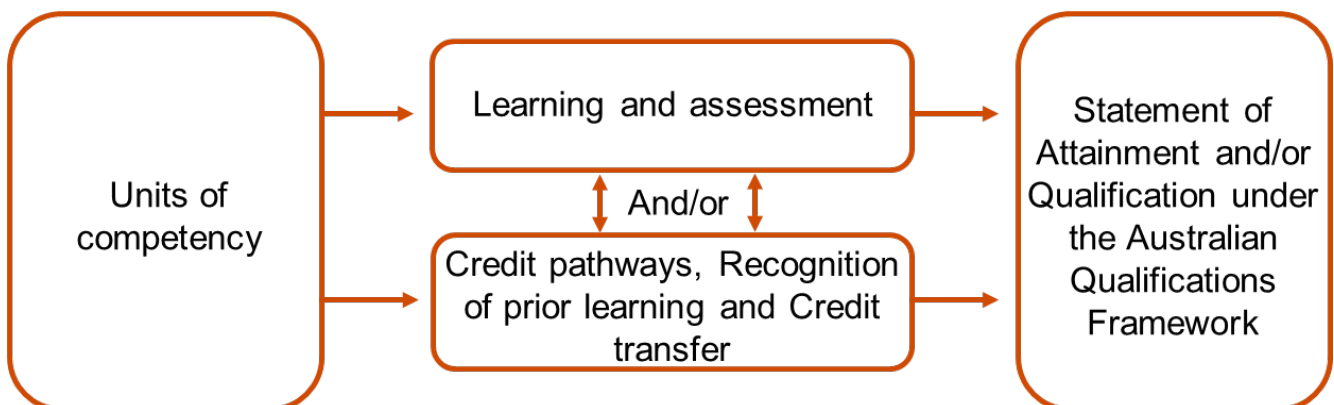
Skill set code and title	Pathways information
AURSS00062 Electric Bicycles Skill Set	The units provide credit towards: <ul style="list-style-type: none"> • AUR20320 Certificate II in Bicycle Mechanical Technology, or • AUR30220 Certificate III in Bicycle Workshop Operations, and other qualifications that allow for selection of these units.
AURSS00063 Battery Electric Vehicle Diagnosis and Repair Skill Set, AURSS00064 Battery Electric Vehicle Inspection and Servicing Skill Set,	Units from within these skill sets can contribute to following qualifications: <ul style="list-style-type: none"> • AUR30320 Certificate III in Automotive Electrical Technology, or • AUR30620 Certificate III in Light Vehicle Mechanical Technology, or • AUR31120 Certificate III in Heavy Commercial Vehicle Mechanical Technology

Assessment pathways

The competencies in this training package may be attained in a number of ways, including through:

- formal or informal education and training;
- experiences in the workplace;
- general life experience; and/or
- any combination of the above.

Assessment under this training package leading to an AQF qualification or Statement of Attainment may follow a learning and assessment pathway, or a recognition pathway, or a combination of the two as illustrated in the following diagram:



Each of these assessment pathways leads to full recognition of competencies held – the critical issue is that the candidate is competent, not how the competency was acquired.

Assessment, by any pathway, must comply with the assessment requirements set out in the Assessment Guidelines of the Training Package, the National Standards for Training Packages and, where relevant, the Australian Qualifications Framework.

Learning and assessment pathways

Usually, learning and assessment are integrated, with evidence being collected and feedback provided to the candidate at any time throughout the learning and assessment process.

Learning and assessment pathways may include structured programs in a variety of contexts using a range of strategies to meet different learner needs. Structured learning and assessment programs could be group-based, work-based, project based, self-paced, action learning based; conducted by distance or e-learning; and/or involve practice and experience in the workplace.

Learning and assessment pathways to suit Australian Apprenticeships have a mix of formal structured training and structured workplace experience with formative assessment activities through which candidates can acquire and demonstrate skills and knowledge from the relevant units of competency.

Credit pathways

Credit is the value assigned for the recognition of equivalence in content between different types of learning and/or qualifications which reduces the volume of learning required to achieve a qualification.

Credit arrangements must be offered by all RTOs that offer training package qualifications. Each RTO must have a systematic institutional approach with clear, accessible and transparent policies and procedures.

Competencies already held by individuals can be formally assessed against the units of competency in this training package, and should be recognised regardless of how, when or where they were acquired, provided that the learning is relevant to the unit of competency outcomes.

Currently no credit arrangements exist between any training package qualifications and higher education qualifications.

Recognition of prior learning

Recognition of prior learning (RPL) as explained in the Australian Qualifications Framework (AQF) involves assessing a candidate's relevant prior learning (including formal, informal and non-formal) to determine current competency outcomes. RPL facilitates the progression of candidates through qualifications by giving advanced standing for learning outcomes they have already achieved or competency they can demonstrate as already being held. Advanced standing may allow for entry into a qualification and/or provide competency recognition towards the qualification and may reduce the time required for a candidate to achieve the qualification.

The recognition of prior learning pathway is appropriate for candidates who have previously attained skills and knowledge and who, when enrolling in qualifications, seek to shorten the duration of their training and either continue or commence working. This may include the following groups of people:

- existing workers
- individuals with overseas qualifications
- recent migrants with established work histories
- people returning to the workplace
- people with disabilities or injuries requiring a change in career.

RPL assessment should be conducted by academic or teaching staff with expertise in the subject, content of skills area, as well as knowledge of and expertise in RPL assessment policies and procedures.

Assessment methods used for RPL should provide a range of ways for individuals to demonstrate that they have met the required outcomes and can be granted credit. These might include:

- questioning (oral or written)
- consideration of a portfolio and review of contents
- consideration of third-party reports and/or other documentation such as articles, reports, project material, papers, testimonials or other products prepared by the RPL applicant that relate to the learning outcomes of the relevant qualification component
- mapping of learning outcomes from prior formal or non-formal learning to the relevant qualification components
- observation of performance
- participation in structured assessment activities the individual would normally be required to undertake if they were enrolled in the qualification component/s.

In a Recognition of Prior Learning (RPL) pathway, the candidate provides current, quality evidence of their competency against the relevant unit of competency. This process may be directed by the candidate and verified by the assessor. Where the outcomes of this process indicate that the candidate is competent, structured training is not required. The RPL requirements of the National Standards for Training Packages must be met.

As with all assessment, the assessor must be confident that the evidence indicates that the candidate is currently competent against the endorsed unit of competency. This evidence may take a variety of forms and might include certification, references from past employers, testimonials from clients, work samples and/or observation of the candidate. The onus is on candidates to provide sufficient evidence to satisfy assessors that they currently hold the relevant competencies. In judging evidence, the assessor must ensure that the evidence of prior learning is:

- authentic (the candidate's own work)
- valid (directly related to the current version of the relevant endorsed unit of competency)
- reliable (shows that the candidate consistently meets the endorsed unit of competency)
- current (reflects the candidate's current capacity to perform the aspect of the work covered by the endorsed unit of competency)
- sufficient (covers the full range of elements in the relevant unit of competency and addresses the four dimensions of competency, namely task skills, task management skills, contingency management skills, and job/role environment skills).

Credit transfer

Credit transfer is a process which provides learners with agreed and consistent credit outcomes based on equivalences in content between matched qualifications.

This process involves education institutions:

- mapping, comparing and evaluating the extent to which the defined learning outcomes and assessment requirements of the individual components of one qualification are equivalent to the learning outcomes and assessment requirements of the individual components of another qualification
- making an educational judgment of the credit outcomes to be assigned between the matched components of the two qualifications
- setting out the agreed credit outcomes in a documented arrangement or agreement
- publicising the arrangement/agreement and credit available.

Combination of pathways

Credit may be awarded on the basis of a combination of credit transfer plus an individual RPL assessment for additional learning. Once credit has been awarded based on RPL, subsequent credit transfer based on these learning outcomes should not include revisiting the RPL assessment but should be based on credit transfer or articulation or other arrangements between providers.

Where candidates for assessment have gained competencies through work and life experience and gaps in their competence are identified, or where they require training in new areas, a combination of pathways may be appropriate.

In such situations, the candidate may undertake an initial assessment to determine their current competency. Once current competency is identified, a structured learning and assessment program ensures that the candidate acquires the required additional competencies identified as gaps.

Access and equity considerations

Access and equity relate to the approaches used to make sure training and assessment practices consider and respond to the individual support needs of learners so that potential learning barriers are eliminated or minimised. Individual support needs that learners could present with could relate to their:

- age
- gender
- cultural or ethnic background
- disability
- sexuality
- language, literacy or numeracy skills
- employment status
- geographical location.

The design and content of this training package support equitable access and progression for all learners. It is the responsibility of the RTO delivering and assessing qualifications to:

- ensure that training and assessment processes and methods do not disadvantage individual learners
- determine the support needs of individual learners and to provide access to any educational and support services necessary.

Some practical ways that access and equity issues could be addressed include:

- modifying assessment processes and techniques for learners who are located at a distance from a campus location
- checking that materials are culturally appropriate for learners
- activities and assessments are suitable for the language, literacy and numeracy skill levels of learners (while meeting the requirements of the unit of competency).

Considerations specific to learners with disability

A legislative and regulatory framework underpins and supports the delivery of VET across Australia. Under this framework, VET providers must take steps to ensure that learners with recognised disabilities can access and participate in education and training on the same basis as learners without disabilities.

RTOs have obligations to support learners with disability under the Standards for RTOs 2015, *Disability Discrimination Act 1992*, and the Disability Standards for Education 2005. RTOs need to provide advice and information to learners with disability about the suitability of a course, any inherent requirements for the course, reasonable adjustments that can be made, and support that is available.

Training and assessment practices must give due consideration to learners with disability, and in particular recognise the diverse range of disabilities and individualised impact that disability has on learners. Disability is broad and diverse, and can include physical and learning disabilities, chronic medical condition, or mental illness. RTOs must take an individualised approach to supporting learners with disability, recognising that each learner's disability will be specific to that person, and will have a specific impact on their learning experience. An individual's disability may necessitate the implementation of specific supports to allow them to participate in learning.

It is recommended to ask universally (and also on an individual basis) whether a person requires adjustments to undertake their course. Make it clear that all personal information will be handled confidentially and that this question is only asked for the purposes of being able to offer support and arrange reasonable adjustments. Learners with disability do not have to disclose their disability, but by making it clear that disclosure is only for the purposes of providing support so they can access and participate in VET equally, learners are more likely to feel comfortable disclosing. If a learner does choose to disclose, they must be consulted to determine what supports or reasonable adjustments should be put in place for them.

It is important that all staff are made aware of what their responsibilities are in negotiating and implementing adjustments and supports.

Examples of educational and support services that can assist learners with disability meet course requirements include:

- offering study support and skills programs, including language, literacy and numeracy (LLN) programs
- providing equipment, resources and/or programs to increase access for learners with disability
- using trained support staff including specialist teachers, note-takers and interpreters
- flexible scheduling and delivery of training and assessment, including allowing longer time where appropriate, and adjusting delivery methods and communication techniques
- providing learning and assessment materials in alternative formats.

Reasonable adjustment for learners with disability

Reasonable adjustments can be made to the learning environment, training delivery, learning resources and/or assessment tasks to accommodate the support needs of a learner with disability. The purpose of reasonable adjustments is to make it possible for learners to participate fully. It is not to give learners with additional or different needs an advantage over others, to change course standards or outcomes, or to guarantee success.

A reasonable adjustment in learning and assessment activity needs to be justifiable and uphold the integrity of the unit/qualification. An adjustment is reasonable if it can accommodate the learner's support needs while also considering factors such as the views of the learner, the potential effect of the adjustment on the learner and others, the costs and benefits of making the adjustment. Reasonable adjustments should be negotiated on an individualised basis, recognising that each person with disability will have specific learning needs and requirements for adjustment.

Inherent requirements are the fundamental parts of a course that must be met by all learners in order for them to be deemed competent. They are the abilities, skills and knowledge learners need to undertake the course — those components which, if removed, would compromise the learning outcomes. Learners with disability should be provided with reasonable adjustments to enable them to meet these inherent requirements, provided this would not cause unjustifiable hardship to the RTO. However, if a learner cannot meet the inherent requirements, even with adjustments, then they cannot undertake the course. Learners should be given as much information as possible to allow them to make informed decisions about whether they will be able to meet inherent course requirements.

Adjustments must:

- be discussed with and agreed to by the learner with disability
- benefit the learner with disability

- maintain the integrity of the competency standards
- be a reasonable expectation in a workplace or training and assessment environment.

Adjustments are not required if they could:

- cause the RTO unjustifiable hardship
- harm other learners.

Making reasonable adjustments requires the RTO to balance the need for change with the expense or effort involved in making this change. If an adjustment requires a disproportionately high expenditure or disruption, it is not likely to be reasonable.

Reasonable adjustments can encompass a range of areas including the physical environment, teaching delivery and format, utilisation of assistance equipment and reduction of study load. Examples of reasonable adjustments that can assist learners with disability to participate fully in training and assessment include:

- accessible classrooms
- changes to class scheduling
- note-taking or interpreting support
- modification to presentation mediums and techniques or teaching practices
- course materials, information and learning tasks in alternative formats
- alternative assessment formats, timeframes or tasks
- availability of assistive technologies or specialised equipment
- allowing a carer or support person to be present in the learning environment.

People with low level foundation skills

The way in which foundation skills are used in the workplace must be considered. To find out what these requirements are, consider the workplace documentation, communication, and numeracy required for the task.

It is also important to consider what are points of 'key risk' to a workplace around the application of these skills? Where can things go wrong if something is not:

- Read and interpreted correctly?
- Written down correctly?
- Said clearly to the right person?
- Interpreted properly when following an instruction?
- Measured accurately?

This will change from industry context to industry context; and differ from sector to sector. It may also differ between workplace contexts within each of those sectors.

Assessment tasks need to be designed to accurately assess competence. To be fair, valid, reliable and flexible they must allow candidates to demonstrate all the skills. The assessment task must only require the same level of foundation skills as the unit of competency, and not become a barrier to the candidate being able to demonstrate competence.

Aboriginal and Torres Strait Islander learners

It is very likely that aspects of this training package will be delivered to Aboriginal and/or Torres Strait Islander peoples.

Non-Aboriginal trainers and assessors should acknowledge that Aboriginal and/or Torres Strait Islander peoples experiences of the world can differ greatly from mainstream Australian experiences. Aboriginal and Torres Strait Islander culture is a well-established, complex, proud, adaptive and adoptive, deserving of respect.

Many Aboriginal and/or Torres Strait Islander peoples and their families have had negative experiences in mainstream education. These experiences often have a negative impact on learners' self-confidence, so strategies to rebuild positive learning experiences and attitudes need to be an integral part of training and assessment programs for Indigenous people.

Showing respect of Aboriginal and/or Torres Strait Islander culture requires an understanding of the protocols of the local community. Protocols vary between different groups and trainers and assessors should always check with a contact, or an Elder in the local community about issues to be aware of in the training and assessment environment.

Additional resources

The following resources can provide further information about different types of disability, as well as additional guidance and support for meeting the needs of learners with disability:

- the Australian Disability Clearinghouse on Education and Training (ADCET)
- the Australian Human Rights Commission
- National Disability Coordination Officers.

RTO support services, access and equity or disability departments can also provide guidance on supporting and including learners with disability.

An overview of some specific types of disability, their possible impacts, and teaching and assessment strategies to assist learners with these impacts, can be found at: <https://www.adcet.edu.au/inclusive-teaching/specific-disabilities/>.

Some practical examples for implementing reasonable adjustments to address different learner needs can be found at:

http://www.ndco.stepscs.net.au/uploads/5/0/2/0/5020317/7_reasonable_adjustments_sept2014.pdf

The following table, reproduced from Guide 4 in the *Training Package Assessment Materials Project* DETYA 2001, summarises different issues and potential strategies for assessors in adjusting assessment for individuals with special needs.

Category	Possible issue	Strategy
Non-English Speaking Background (NESB)	Speaking	<ul style="list-style-type: none"> • Discuss with the candidate and supervisor whether language, literacy and numeracy are likely to impact on the assessment process • Use methods that do not require a higher level of language or literacy than is required to perform the job role • Use support person • Use short sentences that do not contain large amounts of information • Clarify information by rephrasing • Confirm understanding, for example ask the candidate to rephrase questions • Read any printed information to the candidate • Use graphics, pictures and colour coding instead of, or to support, text • Offer to write down, or have someone else write, oral responses given by the candidate • Consult with experts to make sure that methods and materials are culturally sensitive, for example around gender issues • Ensure that the time available to complete the assessment, while meeting enterprise requirements, takes account of the candidate's needs.
	Reading	
Indigenous learners	Cultural background	<ul style="list-style-type: none"> • Allow enough time to learn about the community and how this may impact on the assessment process, for example whether the age and gender of the assessor is an issue • Check that assessment strategies are inclusive and culturally sensitive, for example it may be more appropriate to demonstrate knowledge rather than talk about one's knowledge. • Identify any events and obligations that may affect the timing of the assessment, for example funerals • Use methods that do not require a higher level of language or literacy than is required to perform the job role • Encourage participants to use alternative ways of demonstrating competence, for example drawing instead of writing, using a video to record demonstration of skills • Use support person or other support strategies • Use short sentences that do not contain large amounts of information • Clarify information by rephrasing • Confirm understanding, for example ask the candidate to rephrase questions • Read any printed information to the candidate • Use graphics, pictures and colour coding instead of, or to support, text • Offer to write down, or have someone else write, oral responses given by the candidate • Ensure that the time available to complete the assessment, while meeting enterprise requirements, takes account of the candidate's needs.
	Speaking	
Age	Reading	<ul style="list-style-type: none"> • Read any printed information to the candidate • Make sure font size is not too small • Acknowledge age differential, for example referring to the candidate's greater experience • Ensure that the time available to complete the assessment, while meeting enterprise requirements, takes account of the candidate's needs • Have a number of shorter assessments rather than trying to fit multiple into one session.
	Writing	
Gender	Numeracy	<ul style="list-style-type: none"> • Use an assessor of the appropriate gender • Use appropriate assessment strategies, for example are there issues if a project requires men and women to work together? • Check whether there are child care issues that impact on the timing of assessments.
	Confidence	

Category	Possible issue	Strategy
Educational background	Reading Writing Numeracy Limited study skills and/or learning strategies	<ul style="list-style-type: none"> Discuss with the candidate and supervisor whether language, literacy and numeracy are likely to impact on the assessment process Use methods that do not require a higher level of language or literacy than is required to perform the job role Read any printed information to the candidate Make sure font size is not too small Use graphics, pictures and colour coding instead of, or to support, text Offer to write down, or have someone else write, oral responses given by the candidate Ensure that the time available to complete the assessment, while meeting enterprise requirements, takes account of the candidate's needs Have a number of shorter assessments rather than trying to fit multiple into one session.
		<ul style="list-style-type: none"> Discuss with the candidate and supervisor whether the disability is likely to impact on the assessment process Use methods that do not require a higher level of language or literacy than is required to perform the job role. For example, pointing to something may meet enterprise requirements rather than talking about it Use support person and other support strategies as required Use short sentences that do not contain large amounts of information Clarify information by rephrasing Confirm understanding, for example ask the candidate to rephrase questions Read any printed information to the candidate Use graphics, pictures and colour coding instead of, or to support, text Offer to write down, or have someone else write, oral responses given by the candidate Ensure that the time available to complete the assessment, while meeting enterprise requirements, takes account of the candidate's needs Have several shorter assessments rather than trying to fit multiple into one session.
Disability	Speaking Reading Writing Numeracy Limited study skills and/or learning strategies	<ul style="list-style-type: none"> Discuss with the candidate and supervisor whether the disability is likely to impact on the assessment process Use methods that do not require a higher level of language or literacy than is required to perform the job role. For example, pointing to something may meet enterprise requirements rather than talking about it Use support person and other support strategies as required Use short sentences that do not contain large amounts of information Clarify information by rephrasing Confirm understanding, for example ask the candidate to rephrase questions Read any printed information to the candidate Use graphics, pictures and colour coding instead of, or to support, text Offer to write down, or have someone else write, oral responses given by the candidate Ensure that the time available to complete the assessment, while meeting enterprise requirements, takes account of the candidate's needs Have several shorter assessments rather than trying to fit multiple into one session.

Foundation skills

Foundation skills are the non-technical skills that support an individual's participation in the workplace, in the community and in education and training. They describe the language, literacy, numeracy (LLN) and employment skills that are essential to performance and are explicitly identified in the foundation skills field of a unit of competency, which:

- identifies the essential foundation skills that are not explicit in the performance criteria of the unit
- describes the application of each skill in context of the performance criteria
- should be considered as an integrated part of the unit for assessment purposes.

The language, literacy and numeracy skills are represented by the five core skills set out in the Australian Core Skills Framework (ACSF): Learning, reading, writing, oral communication and numeracy.

The employment skills are described using:

- the skills set out in the employability skills framework: Teamwork, Initiative and enterprise, Planning and organising, Problem solving, Self-management, and Technology.

Key features of the ACSF

The ACSF describes each of the five core skills across three interactive dimensions as outlined in the table below:

- Five levels of performance ranging from 1 (low level performance) to 5 (high level performance)
- Four performance variables that may influence a person's performance at any time:
 - The nature and degree of support available,
 - Familiarity with context,
 - Text complexity, and
 - Task complexity.
- Three Domains of Communication, broad contexts within which the core skill may be used:
 - Personal and community (related to expressing personal identity and achieving personal goals, and understanding and interacting within the wider community),
 - Workplace and employment (refers to activities that an individual may be involved in as a member of an organisation or that may be conducted by someone working alone), and
 - Education and training (refers to any form of structured learning).

Support	Context	Text complexity	Task complexity
Works alongside an expert/mentor where prompting and advice can be provided	<ul style="list-style-type: none"> Highly familiar contexts Concrete and immediate Very restricted range of contexts 	<ul style="list-style-type: none"> Short and simple Highly explicit purpose Limited, highly familiar vocabulary 	<ul style="list-style-type: none"> Concrete tasks of 1 or 2 steps Processes include locating, recognising
May work with an expert/mentor where support is available if requested	<ul style="list-style-type: none"> Familiar and predictable contexts Limited range of contexts 	<ul style="list-style-type: none"> Simple familiar texts with clear purpose Familiar vocabulary 	<ul style="list-style-type: none"> Explicit tasks involving a limited number of familiar steps Processes include identifying, simple interpreting, simple sequencing
Works independently and uses own familiar support resources	<ul style="list-style-type: none"> Range of familiar contexts Some less familiar contexts Some specialisation in familiar/known contexts 	<ul style="list-style-type: none"> Routine texts May include some unfamiliar elements, embedded information and abstraction Includes some specialised vocabulary 	<ul style="list-style-type: none"> Tasks involving several steps Processes include sequencing, integrating, interpreting, simple extrapolating, simple inferencing, simple abstracting
Works independently and initiates and uses support from a range of established resources	<ul style="list-style-type: none"> Range of contexts, including some that are unfamiliar and/or unpredictable Some specialisation in less familiar/known contexts 	<ul style="list-style-type: none"> Complex tasks Embedded information Includes specialised vocabulary Includes abstraction and symbolism 	<ul style="list-style-type: none"> Complex task organisation and analysis involving application of a number of steps Processes include extracting, extrapolating, inferencing, reflecting, abstracting
Autonomous learner who accesses and evaluates support from a broad range of sources	<ul style="list-style-type: none"> Broad range of contexts Adaptability within and across contexts Specialisation in one or more contexts 	<ul style="list-style-type: none"> Highly complex texts Highly embedded information Includes highly specialized language and symbolism 	<ul style="list-style-type: none"> Sophisticated task conceptualisation, organisation and analysis Processes include synthesising, critically reflecting, evaluating, recommending

Describing performance

ACSF levels of performance are described using:

- Indicators, which are statements that provide an overview of exit performance at each level,
- Focus Areas, which are the strands within each Indicator against which Performance Features are organised,
- Performance Features, which are detailed descriptors of what an individual is able to do at each level, and
- Sample Activities, which are specific examples of what a person may be able to do at a particular level of performance within each of the Domains of Communication.

The units of competency that were updated as part of this version specify within each unit those foundation skills essential to performance but not explicit in the performance criteria.

The ACSF in Action Assessment

An individual's level of performance in any core skill is determined by whether they can demonstrate performance in each of the Indicators at that level. Performance in an Indicator is determined using the Performance Features. In a single assessment task, it is highly unlikely that all or most of the Performance Features can be covered or demonstrated. Consistent with good practice, performance of an Indicator should be determined over time and across a number of different assessment tasks.

When using the ACSF to determine performance levels, specialist LLN practitioners will need to use their professional judgement, taking context and purpose into account and recognising that certain Performance Features will be more important than others in specific contexts. Also, while Performance Features are represented as developing progressively, in reality an individual's performance may fluctuate depending on a range of factors.

When using the ACSF for assessment, an assessor should also be confident that there is sufficient evidence to support the assessment decision. This is particularly important for summative assessment where performance should be demonstrated on several occasions in a range of text types and/or contexts.

In an initial assessment it is often not possible to generate this range, so decisions will be made on less evidence and may need to be confirmed in the early weeks of training.

Spiky profiles

The ACSF recognises that an individual may be operating across different levels within a core skill, demonstrating some Performance Features across two or more levels, or performing more strongly in one Domain of Communication than in another. It is also likely that an individual will not perform at the same ACSF level across all five core skills. This can be captured visually in what is called a 'spiky profile' (Bateson 2001).

Using the ACSF, an individual's performance across the five core skills can be benchmarked and a spiky profile constructed. This provides valuable information about an individual's areas of strength and specifically identifies any areas where further training could be beneficial.

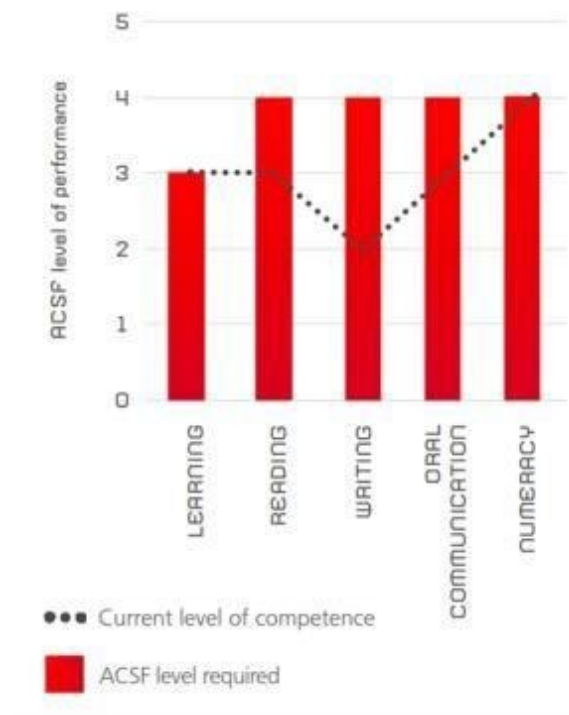
Scenario 1: Helping meet the core skill requirements of a new job

Dean has been offered the opportunity to undertake training to prepare for a lead technician position in an automotive manufacturing plant. He has enrolled in Certificate IV in Automotive Manufacturing. An LLN specialist used the ACSF to compare the core skills required for this Certificate with Dean's current skills.

In the assessment, the teacher/trainer chose texts and tasks from Dean's workplace context. However, when he introduced some unfamiliar texts and tasks relevant to the training, which involved using technical language for report writing, it was clear that Dean was not confident and requested additional support. This was particularly marked in the Writing assessment.

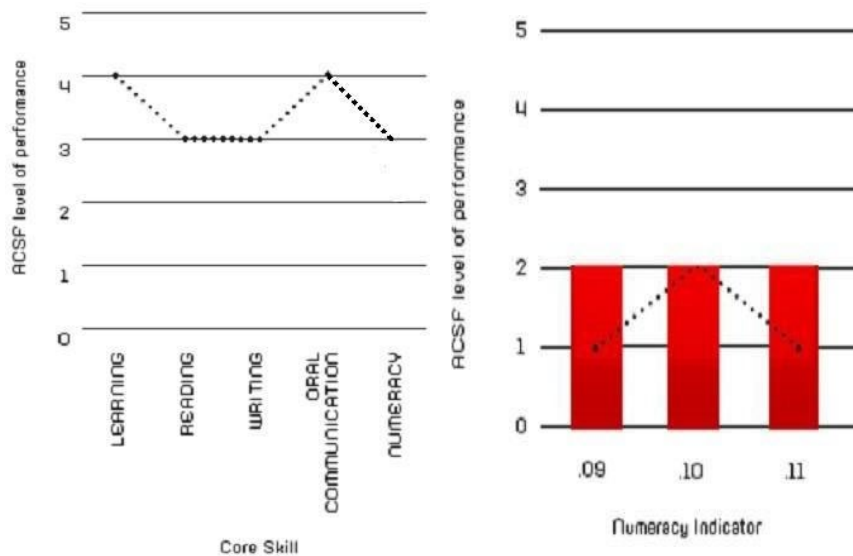
The spiky profile shows that Dean would benefit from developing his Reading, Writing and Oral communication skills, and the LLN specialist will work with the workplace trainer to integrate targeted core skill development with the Certificate IV training.

The following chart demonstrated Dean's core skills profile.



Scenario 2: Pinpointing strengths and learning needs

Greg has enrolled in the Certificate III in Automotive Light Vehicle Mechanical Technology. He attends a pre assessment interview at the local TAFE institute and an LLN specialist assesses his skills as shown in the figures below. Greg's overall spiky profile shows that his ACSF level of performance vary across the five core skills. The assessor knows that the numeracy requirements of the Certificate III are moderate with a number of units at level 3 and 4 of the ACSF.



Although his overall Numeracy level is assessed at ACSF level 3, further analysis of Greg's Numeracy skills against the three Numeracy Indicators identifies that he would benefit from some pre training and support in Numeracy and mathematics, particularly in relation to Indicators .09 and .11. This would help him to better identify the mathematics required within a task and improve his skills in representing mathematical outcomes and communicating them to others.

Health and safety implications in the industry

Work health and safety (WHS) requirements are covered either by:

- embedding requirements in the elements/performance criteria of units of competency
- including specific WHS units in qualifications.

In jurisdictions where model *WHS* laws have not been implemented, RTOs are advised to contextualise units of competency by referring to the existing WHS legislative requirements.

In the automotive industry, health and safety is an integral part of every work function. Safety has been imbedded in the training package at the unit of competency level and individual safety units have been developed and included at the qualification level.

Each unit of competency explicitly identifies health and safety requirements in the performance criteria. The assessment requirements prescribe health and safety evidence requirements in the performance and knowledge evidence.

For example, at the lower qualification levels, the identification of hazards and the use of personal protective equipment are essential requirements. Individuals should not only perform the task as required, but also use appropriate safety equipment and clothing and be capable of identifying hazards.

At the higher qualification levels there is a strong focus on not only identifying hazards, but also on assessing and controlling risks (adverse outcomes associated with hazards). These risks range from death, injury and illness, to financial loss and prosecution. Risk management covers facilities and equipment, planning, training, labour organisation and work procedures.

Safety in the workplace

Manual handling injuries are the most common type of injury occurring in automotive workshops. The injuries occur from handling heavy or awkward objects, heavy lifting, and prolonged or sustained work in awkward postures. This injury trend occurs across all types of vehicle repair, maintenance or installation work, and on all types of vehicles.

Given the nature of the work there is always the risk of severe injury or fatality. Some risks are obvious, such as vehicles falling from hoists or jacks, being hit by a passing vehicle while carrying out roadside work, or tyres exploding during inflation. Other risks are less obvious such as the long-term effects of breathing asbestos fibres or fumes from solvents and automotive paints. While there may be risks associated with this type of work, these risks can be avoided.

Employers have a duty to minimise the risk of injury at their workplace. This duty is set out in detail in the Occupational Health and Safety Act 1985. Under this Act an employer can be held responsible for the safety of the workshop (workplace), its equipment and its contents, the safety of the systems of work used by employees and the proper training and supervision of employees to keep them safe at work.

Regulations made under the Act provide additional instruction on how particular hazards, such as asbestos, hazardous substances, manual handling and plant, are to be managed.

Employees also have a duty to take reasonable care for their own health and safety at work and to avoid endangering the health and safety of any other person by anything they do, or fail to do, at the workplace.

Guidance material that is available from Safe Work Australia (<https://www.safeworkaustralia.gov.au/about-us>) may help employers fulfil their obligations. Other sources of information include your industry association, suppliers' and manufacturers' advice, Australian Standards, training courses, advice from consultants, experienced practitioners, unions, insurers, rehabilitation providers, legal practitioners, researchers, inventors, auditors and others.

Together these contribute to the 'state of knowledge' about hazards in automotive workshops and how to eliminate or control them.

Resource and equipment requirements

RTOs must make sure that all resources and equipment required to train and assess units of competency are available.

Details of specific resources, including equipment and materials essential for assessment, are listed in the *Assessment conditions* sections of the assessment requirements for each unit of competency.

Legal considerations for AUR learners in the workplace/on placements

Legal requirements that apply to specific industries and VET vary across each state and territory and can regularly change. Contact the relevant state or territory department/s to check what legal requirements apply.

There are also several responsibilities, both legal and ethical, of the individual working in the automotive industry, for example working as a used car salesperson, a technician or a first-year apprentice, the worker must be aware of his or her responsibilities as well as those of their employer and of the public.

Other information relevant to implementing AUR Training Package

Requirements for assessors

Assessor requirements are identified in the *Assessment Conditions* section of assessment requirements for each unit of competency. All assessors must meet the requirements set by the applicable registering body (refer to the section 'Who can deliver and assess a qualification?' in this Guide).

Training and assessment in simulated environments

Units of competency in the AUR Automotive Retail, Service and Repair Training Package may be delivered and assessed in the workplace or in a simulated environment.

To maintain the integrity of training and assessment RTOs, trainers and assessors need to keep pace with industry technologies and ensure that learning activities and assessments accurately reflect workplace activities. RTOs will need regular contact with industry to ensure the currency and validity of all activities conducted in simulated environments.

All assessors must consider relevant care and due diligence when assessing units of competency.

The AUR Training Package identifies in the assessment conditions where simulation can be used for assessment purposes.

Where simulation is identified in the Assessment Conditions of a unit of competency it must be realistic and fully replicate the sector's work environment. It must be sufficiently rigorous to cover all aspects of the sector's workplace performance, including task skills, task management skills, contingency management skills, and job role environment skills.

Workplace simulation criteria

In conducting training and assessment in a simulated workplace environment, trainers and assessors must make sure that the simulated environment gives the learner the opportunity to meet the following critical criteria:

1. **Quality** – The work is of the standard required in the industry.
2. **Productivity** – The work is performed within a timeframe appropriate in the industry.
3. **Safety** – The work is performed in a manner that meets industry safety standards.

Where simulations meet these criteria, RTOs can be confident that learners are 'work ready' on successful completion of units of competency.

Simulations should provide opportunities for integrated assessment of competence that include:

- performing the task (task skills)
- managing a number of tasks (task management skills)
- dealing with workplace irregularities such as unexpected problems, breakdowns and changes in routine (contingency management skills)
- fulfilling the responsibilities and expectations of the job and workplace, including working with others (job/role environment skills)
- transferring competency to new contexts.

To further enhance the validity of assessment processes using simulation, the assessor should consider:

- assessments covering a range of interconnected units of competency
- use of assessment checklists to ensure that all performance evidence and knowledge evidence requirements have been met
- use of self-assessment, peer assessment and debriefing activities
- use of authentic workplace documentation.

Assessment activities must be realistic and reasonable in terms of scale.

Assessment with direct observation

Advice in this section of the Guide is intended to supplement guidance and standards applied by VET regulatory authorities. In all instances, advice about compliance of assessment practice should be sought from the appropriate regulator.

Assessors must be able to clearly demonstrate current and relevant industry knowledge and experience to satisfy the mandatory regulatory standards as set out in the *Standards for Registered Training Organisations (RTOs) 2015/Australian Quality Training Framework*.

The *Standards for Training Packages* support robust assessment and assessor requirements and the AUR Training Package describes the automotive retail, service and repair industry's requirements for assessors and assessment.

Assessment requirements in the AUR Training Package aim to strengthen industry's confidence that candidates who have been deemed competent against components of the AUR Training Package are able to demonstrate the skills and knowledge described in units of competency in the workplace in a range of conditions and to industry's standards. To achieve this aim, all units of competency contain Assessment Requirements that stipulate in the Assessment Conditions that: 'Assessment must include direct observation of tasks'.

To address this requirement, the qualified assessor would observe the demonstration of assessment tasks either in the workplace or in a simulated environment. It is also acceptable for the appropriately qualified assessor to use a workplace supervisor in order to collect evidence for assessment in a manner specified and supervised by the assessor. This is regarded as supplementary evidence.

Assessment of evidence, and judgement about competency, must be undertaken by the qualified assessor.¹ The qualified assessor is permitted to use both direct observation and evidence collected by the workplace supervisor when undertaking assessment. Industry members have advised that the workplace supervisor must be able to provide evidence of industry experience, such as a resume or equivalent documentation, and have current industry skills directly relevant to the training and assessment being provided.

Australian apprenticeships

Apprenticeships and traineeships are legally binding training arrangements between an employer and an employee that combine training with paid employment.

Apprenticeships and traineeships are established and administered by *State or Territory Training Authorities (STAs)*. STAs are the government departments in each state or territory responsible for the operation of the VET system (including Australian Apprenticeships).

The Australian Apprenticeships website offers information about apprenticeships and traineeships and includes links to the websites for STAs. Visit www.australianapprenticeships.gov.au for more information.

The following AUR Automotive Retail, Service and Repair Training Package qualifications are suitable as an Australian traineeship or apprenticeship pathway.

AUR qualifications suitable as an Australian traineeship or apprenticeship pathway

Code	Title
AUR20116	Certificate II in Automotive Administration
AUR20220	Certificate II in Automotive Air Conditioning Technology
AUR20320	Certificate II in Bicycle Mechanical Technology
AUR20420	Certificate II in Automotive Electrical Technology
AUR20520	Certificate II in Automotive Servicing Technology
AUR20720	Certificate II in Automotive Vocational Preparation
AUR20820	Certificate II in Outdoor Power Equipment Technology
AUR20920	Certificate II in Automotive Body Repair Technology
AUR21020	Certificate II in Motor Sport Technology
AUR21120	Certificate II in Automotive Sales
AUR21320	Certificate II in Automotive Braking System Technology
AUR21520	Certificate II in Automotive Cylinder Head Reconditioning
AUR21820	Certificate II in Automotive Steering and Suspension System Technology
AUR21920	Certificate II in Automotive Tyre Servicing Technology
AUR22021	Certificate II in Automotive Accessory Fitting
AUR30220	Certificate III in Bicycle Workshop Operations
AUR30320	Certificate III in Automotive Electrical Technology
AUR30420	Certificate III in Agricultural Mechanical Technology
AUR30520	Certificate III in Marine Mechanical Technology
AUR30620	Certificate III in Light Vehicle Mechanical Technology
AUR30720	Certificate III in Outdoor Power Equipment Technology
AUR30920	Certificate III in Motor Sport Technology
AUR31020	Certificate III in Automotive Sales
AUR31120	Certificate III in Heavy Commercial Vehicle Mechanical Technology
AUR31220	Certificate III in Mobile Plant Technology
AUR31316	Certificate III in Automotive Engine Reconditioning

¹ ASQA Fact Sheet 'Using other parties to collect assessment evidence', <https://www.asqa.gov.au/resources/fact-sheets>

AUR qualifications suitable as an Australian traineeship or apprenticeship pathway

Code	Title
AUR31420	Certificate III in Automotive Diesel Fuel Technology
AUR32120	Certificate III in Automotive Body Repair Technology
AUR32220	Certificate III in Automotive Glazing Technology
AUR32320	Certificate III in Automotive and Marine Trimming Technology
AUR32420	Certificate III in Automotive Refinishing Technology
AUR32518	Certificate III in Automotive Underbody Technology
AUR32721	Certificate III in Automotive Electric Vehicle Technology
AUR40216	Certificate IV in Automotive Mechanical Diagnosis
AUR40320	Certificate IV in Motor Sport Technology
AUR40520	Certificate IV in Vehicle Loss Assessing
AUR40620	Certificate IV in Automotive Electrical Technology
AUR40720	Certificate IV in Automotive Body Repair Technology
AUR40820	Certificate IV in Automotive Mechanical Overhauling
AUR50116	Diploma in Automotive Management
AUR50216	Diploma in Automotive Technology

Current legislation and successor legislation are defined in:

- Australian Capital Territory: Training and Tertiary Education Act 2003;
- New South Wales: Apprenticeship and Traineeship Act 2001;
- Northern Territory: Northern Territory Employment and Training Act 1991;
- Queensland: Vocational Education, Training and Employment Act 2000;
- South Australia: Training and Skills Development Act 2008;
- Tasmania: Vocational Education and Training Act 1994;
- Victoria: Education and Training Reform Act 2006; and
- Western Australia: Vocational Education and Training Act 1996.

The Australian Apprenticeships website offers information about apprenticeships and traineeships and includes links to the websites for STAs. Visit <http://www.australianapprenticeships.gov.au> for more information.

VET for secondary school students

VET programs enable school students to acquire workplace skills and knowledge while still at secondary school. Successful achievement of a VET program provides a school student with a nationally recognised AQF qualification, usually as part of a senior secondary certificate.

VET programs are packaged and delivered in various ways across Australia. The three main delivery arrangements used are:

- schools hold RTO status
- school sectoral bodies (such as Boards of Studies or regional offices) hold RTO status on behalf of a group of schools
- schools work together in partnership with RTOs.

In some state and territory school systems, school students who work part-time in an appropriate workplace may use this to fulfil work placement requirements. Virtual or simulated work placements may also be legitimate.

The following qualification from the *AUR Automotive Retail, Service and Repair Training Package* may be suitable for delivery to secondary school students:

- AUR10120 Certificate I in Automotive Vocational Preparation.

RTOs are advised to check requirements with the relevant authorities in their State or Territory.

Training and assessment issues for the school sector

Implementation of the *AUR Automotive Retail, Service and Repair Training Package* within the school sector, while encouraged, needs to ensure:

- the currency of skills and knowledge of those who train and assess school students – particularly as expressed in the Standards for RTOs
- access to current industry equipment, facilities and training resources so that students acquire a realistic view of workplace realities and conditions
- comprehensive coverage of foundation skills, performance and knowledge as outlined in the unit of competency and assessment requirements for each unit of competency
- current and realistic learning and assessment experiences.

Qualifications

Qualifications are created by grouping units of competency into combinations that meet workplace roles. Qualifications come with packaging rules that set out the overall requirements for delivering the qualification, for example, the number of core units, and the number and source of elective units.

Qualifications are aligned to Australian Qualifications Framework (AQF) qualification types. VET qualifications are at levels 1, 2, 3, 4, 5, 6, and 8 of the AQF.

The AQF provides a comprehensive, nationally consistent framework for all qualifications in post-compulsory education and training in Australia. In the VET sector it assists national consistency for all trainees, learners, employers and providers by enabling national recognition of qualifications and Statements of Attainment.

For a full explanation of the AQF, see the AQF website: <http://www.aqf.edu.au>.

Qualification structure

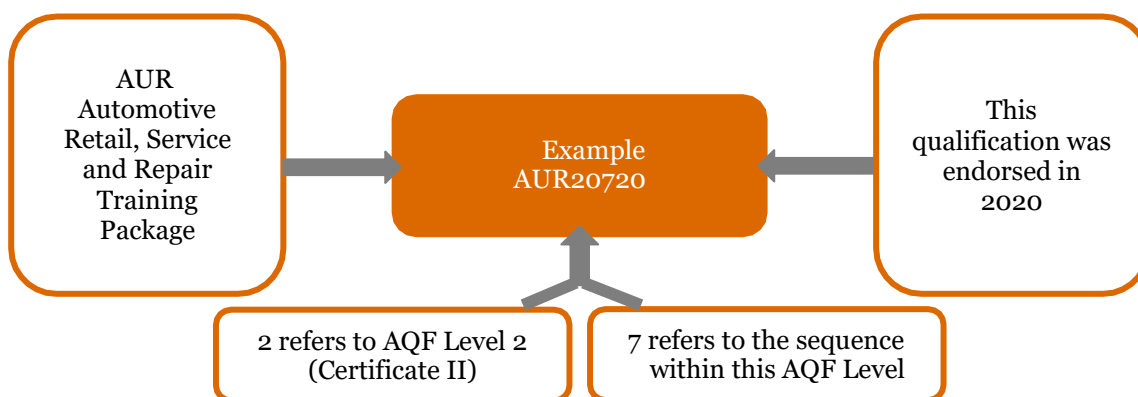
The structure of qualifications is based on templates prescribed by the Standards for Training Packages 2012. The contents of each qualification field in this training package are explained below.

Qualification code

Each qualification has a unique eight-character code:

- the first three characters identify the training package
- the first number identifies the qualification level
- the next two numbers identify the qualification's position in the sequence of qualifications at that level
- the last two numbers identify the year in which the qualification was endorsed. (Where qualifications are added after the initial training package endorsement, the last two numbers may differ from other training package qualifications as they identify the year in which those qualifications were endorsed).

For example:



Qualification title

The title reflects the qualification outcomes and complies with the number of characters specified in the Australian Vocational Education and Training Management Information Statistical (AVETMIS) Standard (no more than 100 characters).

Qualification description

This field describes the qualification outcomes, together with any licensing, legislative, regulatory or certification considerations.

Entry requirements

This is an optional field that specifies any mandatory entry requirements.

Packaging rules

This field:

- specifies the total number of units of competency required to achieve the qualification
- specifies the number of core and elective units
- lists all core and elective unit codes and titles, including prerequisite units where they apply.

Qualification mapping information

This field specifies the code and title of any equivalent qualification.

Links

This field provides a link to the Companion Volume Implementation Guide.

Skill sets

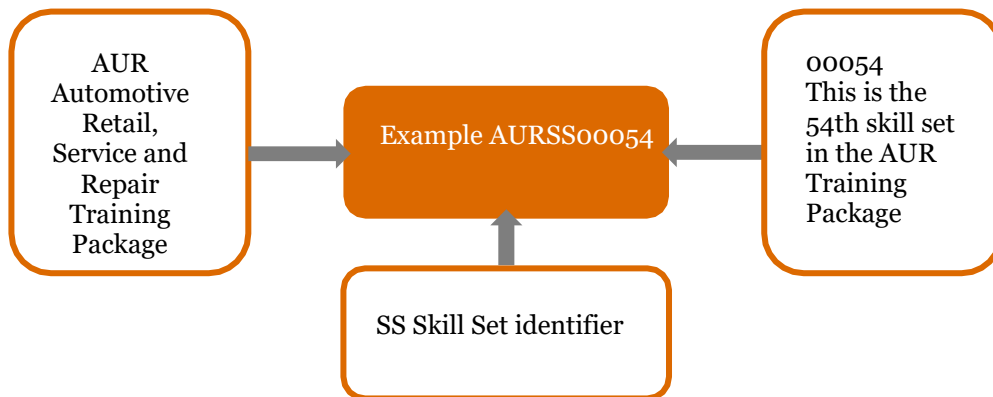
Skill sets consist of one or more endorsed units of competency that have been packaged together to address a defined industry need or specific licensing or regulatory requirement. Skill sets are not qualifications.

Skill set structure

Skill sets themselves are non-endorsed components of training packages (however, they consist of endorsed units of competency). They use a standard format.

Skill set code

This is a unique code in the format: <Training Package code> <SS> <five-digit code> e.g. AURSS00054. For example:



Skill set name

The title reflects the skill set outcomes.

Description

This field explains how the skill set meets the industry need or regulatory requirement.

Pathways information

This field explains the skill set's relationship with a qualification.

Suggested title and words for Statement of Attainment

This field provides advice on a suitable title and words to use on a Statement of Attainment.

Target group

This field explains the types of individuals who will benefit from completing the skill set.

Links

This field provides a link to the Companion Volume Implementation Guide.

Units of competency

Units of competency are the nationally agreed statements of the skills and knowledge required for effective performance in a particular job function.

Units of competency describe work outcomes as agreed by industry. As such, they do not describe the procedures necessary to perform a role, but rather, identify the skills and knowledge, as outcomes, that contribute to the whole job function. Each unit of competency describes:

- a specific work activity and what it involves
- skills (and level of skills) that are needed to perform the work activity
- conditions under which the work activity may be conducted
- knowledge and skills required to perform the work activity
- foundation skills required to perform the work activity
- how learners can show they are competent in the work activity
- performance and knowledge evidence that must be considered in assessing the competency of the unit
- conditions under which evidence for assessment must be gathered.

Units of competency are not aligned to levels within the AQF because they can be included across a range of qualification levels. However, the qualification in which a unit is first packaged in a training package is indicated by the first digit in the unit code.

What is competency?

The broad concept of industry competency is the ability to perform particular tasks and duties to the standard of performance expected in the workplace.

Competency covers all aspects of workplace performance and involves:

- performing individual tasks
- managing a range of different tasks
- responding to contingencies or breakdowns
- dealing with the responsibilities of the workplace, including working with others.

Workplace competency is the ability to apply relevant skills and knowledge consistently over time and in the required workplace situations and environments.

Competency standards are determined by industry to meet industry skill needs and focus on what is expected of a competent individual in the workplace.

Unit of competency structure

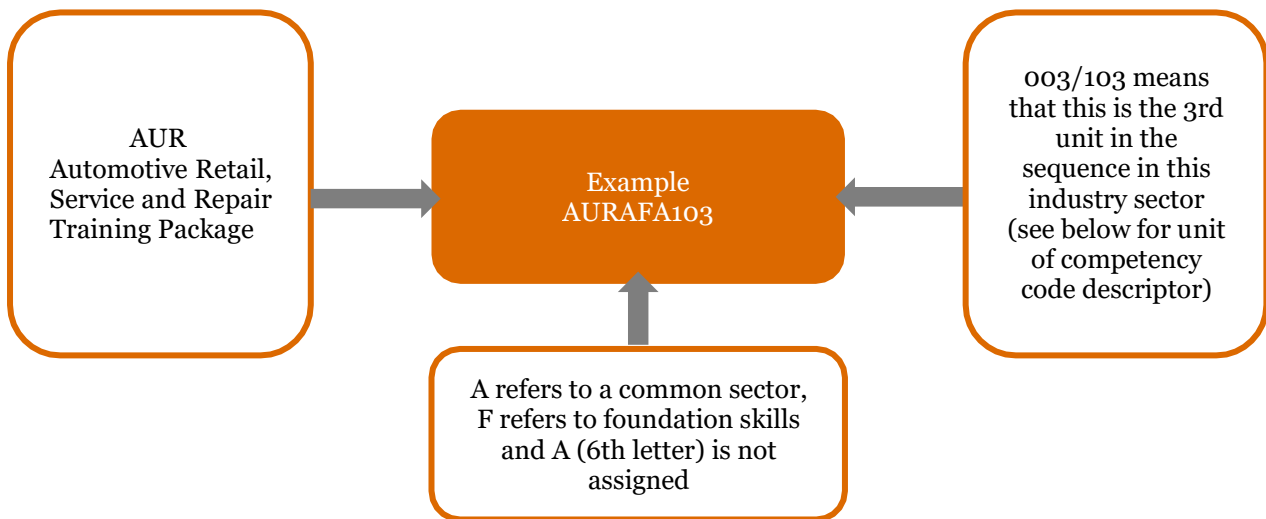
Units of competency are based on templates prescribed by the *Standards for Training Packages 2012*. Under these Standards, a unit of competency comprises two separate documents, i.e. a unit of competency document and an assessment requirements document.

Unit code

Within each training package, each unit of competency has a unique code that is based on templates prescribed by the *Standards for Training Packages 2012*. Unit of competency codes are assigned when the training package is endorsed, or when new units of competency are added to an existing endorsed training package. Unit codes are developed as follows:

- a code is made up of no more than 12 characters, normally a mixture of uppercase letters and numbers with the first three alpha characters denoting the training package identifier, as in AURKTJ004 Conduct non-destructive testing of wheel and rim assemblies
- the first three characters signify the training package – Automotive Retail, Service and Repair Training Package
- the fourth character indicates the industry sector (i.e. L is Mechanical - Light Vehicle)
- the fifth and sixth character indicates the function or skill area (i.e. TB is Technical - Brakes). – in the above example
- the last three characters, identify the position in the sequence of units for this industry sector, function or skill area

- where changes are made that alter the outcome, a new code is assigned (usually by increasing the number by 100, AURAF003 is superseded by AURAF103), and the title is changed.



The table below describes the breakdown of codes used for the units of competency in the Automotive Retail, Service and Repair (AUR) Training Package.

Industry sector (Fourth Letter)	Code
Common	AURA
Bicycle	AURB
Electrical	AURE
Manufacturing - Passenger Vehicle	AURF
Manufacturing - Bus, Truck and Trailer	AURG
Mechanical - Heavy Vehicle	AURH
Mechanical - Motorcycle	AURJ
Mechanical - Mobile Plant	AURK
Mechanical - Light Vehicle	AURL
Motorsport	AURM
Mechanical - Lifting Equipment	AURN
Outdoor Power Equipment	AURP
Marine	AURR
Sales and Parts, Administration and Management	AURS
Mechanical Miscellaneous	AURT
Vehicle Body	AURV

Function or skills area (Fifth Letter)	Code	Function or skills area (Sixth Letter)	Code
Administration	A	Not Assigned	A
Support and Logistics	B	Brakes	B
Sales and Marketing	C	Cooling Systems	C
Officiating	D	Steering and Suspension	D
Environment	E	Engines	E
Foundation Skills	F	Fuel Systems	F
Not Assigned	G	Glazing	G

Function or skills area (Fifth Letter)	Code	Function or skills area (Sixth Letter)	Code
Information Technology	K	Hybrid Vehicle and Battery Vehicle	H
Regulatory or Legal	L	Wheels and Tyres	J
Management, Leadership and Supervision	M	Tools and Equipment	K
Loss Assessment or Repair Quoting	N	Alternative Fuels	L
Quality	Q	Manufacture	M
Health and Safety	S	Body	N
Technical	T	Paint	P
		Driveline and Final Drives	Q
		Electrical and Electronics	R
		Fabrication	S
		Trimming and Upholstery	T
		Air Conditioning and HVAC	U
		Accessories	V
		Welding, Grinding, Machining and Soldering	W
		Transmission	X
		Chassis and Frame	Y
		Emission and Exhaust	Z

Unit title

The title describes the unit outcome and complies with the length specified in the AVETMISS Standard (no more than 100 characters).

Unit application

This field describes how the unit is practically applied, who would typically use it, and the unit of competency's relationship to licensing, legislative and certification requirements.

Prerequisite units

This is an optional field that specifies any unit(s) in which the learner must already be competent prior to achieving competency in this unit.

Unit sector

This field is used to categorise units of competency in relation to industry sectors or types of work.

Elements

Elements of competency describe the outcomes of the significant functions and tasks that make up the competency. Elements describe actions or outcomes that are demonstrable and assessable.

Performance criteria

Performance criteria specify the required performance in relevant tasks, roles, skills (including foundation skills) and the applied knowledge that enables competent performance.

Foundation skills

This field describes the language, literacy, numeracy and employment skills that are essential to performance but that are not explicit in the performance criteria.

Range of conditions

This is an optional field that specifies different work environments and conditions that may affect performance. Its contents are restricted to essential operating conditions and any other variables essential to the work environment.

Unit mapping information

This field specifies the code and title of any equivalent unit of competency.

Links

This field provides a link to the Companion Volume Implementation Guide.

Assessment requirements

Title

This field uses the format: Assessment Requirements for [unit of competency code and title].

Performance evidence

Performance evidence, as the name implies, specifies what individuals must do to show that they satisfy the performance standards in the unit of competency.

Knowledge evidence

Knowledge evidence, as the name implies, specifies what individuals must know in order to carry out the work tasks described in the unit of competency safely and effectively.

Assessment conditions

This field describes mandatory conditions for assessment, e.g. details of equipment and materials; contingencies; physical conditions; relationships with other people; timeframes. It also specifies assessor requirements.

Links

This field provides a link to the Companion Volume Implementation Guide.

Contextualisation of units of competency by RTOs

RTOs may contextualise units of competency to reflect local skill needs. Contextualisation could involve additions or amendments to the unit of competency to suit particular delivery methods, learner profiles, or specific enterprise requirements. Any contextualisation must ensure that the integrity of the outcome of the unit of competency is maintained.

Industry requirements, as described in training or job specifications, can be used to contextualise a unit of competency.

Industry terms in the AUR Retail, Repair and Service Training Package

The meaning of the following three industry-specific terms used in the AUR Training Package has been provided in response to industry requests for clarification.

Overhaul refers to the complete dismantling and rebuilding of a major vehicle assembly, involving the replacement or reconditioning of all parts that have been subject to wear or other forms of deterioration so that the component, when installed in a vehicle operates entirely within manufacturer specifications, has a service life comparable to the original unit. Component overhaul can only be carried out when it is removed from the vehicle. To overhaul components, the operator must be able to identify deteriorating parts and perform dismantling and assembly processes as well as acceptable methods of reconditioning.

Reassembly is part of the 'rebuilding' process. It includes the replacement or repair of damaged and/or worn components following various failure and wear analysis tasks, and the reconstruction of the original vehicle assembly according to manufacturer procedures and specifications.

Repair involves rectifying identified faults and restoring vehicle systems to an acceptable status of operation. This rectification can involve welding, aligning, tightening, securing or adjusting components – actions that are not part of normal service operations. Repairs can also involve replacing worn, damaged or failed components once fault identification tasks have been undertaken on the component. A repair is a lesser operation than an overhaul and may be carried out while the major assembly/assemblies of the system are still in the vehicle or have been removed.

Contacts and links

Companion volumes/ training package information

All AUR Companion Volumes can be found on the VETNet website:

<https://vetnet.gov.au/Pages/TrainingDocs.aspx?q=b4278d82-d487-4070-a8c4-78045ec695b1>

Training Package developer's quality assurance process for companion volumes

All training packages must be designed and developed to comply with the Australian Government's *Standards for Training Packages* and accompanying policies, which have been approved by Commonwealth and State/Territory ministers.

More information about training package standards and policies is available on the Department of Education, Skills and Employment website: <https://www.dese.gov.au/>

Training packages are developed to meet the training needs of specific industries and sectors. They differ from other education and training courses in that they must be created with industry involvement and extensive national consultation. They are regularly reviewed through a continuous improvement cycle and updated to ensure they remain current and relevant.

Contact details and other resources

PwC's Skills for Australia

One International Towers Sydney
Watermans Quay
Barangaroo NSW Sydney 2000 Australia
t: 1800 714 819
e: info@skillsforaustralia.com
w: www.skillsforaustralia.com

Department of Education, Skills and Employment

These materials have been developed with funding provided by the Commonwealth of Australia through the Department of Education, Skills and Employment.

General

Australian Industry and Skills Committee (AISC)
<https://www.aisc.net.au/>

Australian Apprenticeships
www.australianapprenticeships.gov.au

Australian Qualifications Framework: Second edition, January 2013
<http://www.aqf.edu.au/>

Australian Skills Quality Authority (ASQA)
<http://www.asqa.gov.au>

TGA website, training packages
<http://www.training.gov.au/>

Training Accreditation Council (Western Australia)
<http://www.tac.wa.gov.au>

Victorian Registration and Qualifications Authority (VRQA)
<http://www.vrqa.vic.gov.au/>

State and Territory Training Authorities

Australian Capital Territory
<https://www.education.act.gov.au/>

New South Wales
<http://www.dec.nsw.gov.au/>

Northern Territory

<http://www.dob.nt.gov.au/>

Queensland

<http://training.qld.gov.au/>

South Australia

<http://www.statedevelopment.sa.gov.au/>

Tasmania

<http://www.skills.tas.gov.au/>

Victoria

<http://www.education.vic.gov.au/>

Western Australia

<http://www.dtwd.wa.gov.au>

Industry Associations

Federal Chamber of Automotive Industries (FCAI)

<http://www.fcai.com.au/>

The Institute of Automotive Mechanical

Engineers (IAME)

<https://www.iame.com.au>

Motor Trades Association of Australia

<http://www.mtaa.com.au/>

Motor Trades Association of the ACT (MTA ACT)

<http://www.mtaact.com.au/>

Motor Traders' Association of NSW (MTA NSW)

<http://www.mtansw.com.au/>

Motor Trades Association of the NT (MTA NT)

<http://www.mtant.com.au/>

Motor Traders' Association of Queensland (MTA QLD)

<http://www.mtaq.com.au>

Motor Trade Association of SA (MTA SA)

<http://www.mta-sa.asn.au/wcm/>

Motor Trade Association of WA (MTA WA)

<http://www.mtawa.com.au/>

Tasmanian Automobile Chamber of Commerce (TACC)

<http://www.tacc.net.au/>

Victorian Automobile Chamber of Commerce (VACC)

<http://www.vacc.com.au/>

Traineeships and Apprenticeships

The Australian Apprenticeships site (www.australianapprenticeships.gov.au) offers information about traineeships and apprenticeships and includes links to state and territory authorities (STAs) that monitor provision.

About PwC's Skills for Australia

This Guide has been developed by PwC's Skills for Australia.

As a Skills Service Organisation, PwC's Skills for Australia is responsible for working with industry to identify skills needs and to develop training products and services to meet those needs.

PwC's Skills for Australia is authorised and funded by the Australian government to produce training packages for its nine industries:

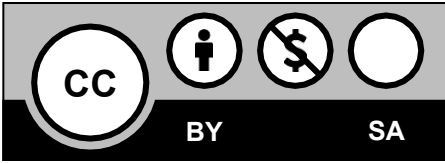
- Automotive
- Business services
- Creative arts and culture
- Financial services
- Information and communication technologies
- Naval shipbuilding
- Printing and graphic arts
- Training and education
- Mining, drilling and civil infrastructure

Visit <https://www.skillsforaustralia.com/> for more information.

These materials were developed by PwC's Skills for Australia in association with the Commonwealth Government through the Department of Education, Skills and Employment.

Copyright Statement

© 2022 Commonwealth of Australia



This work is licensed under a Creative Commons Attribution-NonCommercial-ShareAlike 3.0 Australia License.

<http://creativecommons.org/licenses/by-nc-sa/3.0/au/>

This licence lets you distribute, remix and build upon the work, but only if it is for non-commercial purposes, you credit the original creator/s (and any other nominated parties), and you license your derivative works under the same terms.

The copyright of any adaptations and/or modifications to this material remains with the Commonwealth of Australia.

Disclaimer

While care has been taken in the preparation of this material, the Department of Education, Skills and Employment and the original developer do not warrant that any licensing or registration requirements specified here are either complete or up-to-date for your State or Territory. Department of Education, Skills and Employment and the original developer do not accept any liability for any damage or loss (including indirect and consequential loss) incurred by any person as a result of relying on the information contained in this material.

The Commonwealth, through the Department of Education, Skills and Employment, does not accept any liability to any person for the information or advice (or the use of such information or advice) which is provided in this material or incorporated into it by reference. The information is provided on the basis that all persons accessing this material undertake responsibility for assessing the relevance and accuracy of its content. No liability is accepted for any information or services which may appear in any other format. No responsibility is taken for any information or services which may appear on any linked websites.

Published by: PwC's Skills for Australia
One International Towers Sydney
Watermans Quay
Barangaroo NSW 2000 Australia
T: 1800 714 819
E: info@skillsforaustralia.com
W: www.skillsforaustralia.com

First Published: TBC
Release Date: TBC

