



Australian Government

PUA12 Public Safety Training Package

Release: 1.0

CONTENTS

PUA12 Public Safety Training Package.....	3
Imprint	3
Preliminary Information	4
Summary of Units of Competency.....	8
Summary of Imported Units of Competency.....	20
Summary mapping: Qualifications	27
Summary mapping: Units of competency	33
Overview	72
Qualifications Framework.....	77
Public Safety Qualifications	102
Qualification pathways	104
Assessment Guidelines.....	107
Competency Standards.....	122
Not for public access material.....	127

PUA12 Public Safety Training Package

Modification History

Version	Release Date	Comments
1	9 August 2012	Primary Release. Replaces PUA00. Contains new and revised units of competency and qualifications – see mapping tables for full details.

Imprint

PUA12 Public Safety Training Package

Copyright Statement

© 2012 Commonwealth of Australia.



With the exception of the Commonwealth Coat of Arms, the Department's logo, any material protected by a trade mark and where otherwise noted, all material presented in this document is provided under a Creative Commons Attribution-Non Commercial Works 3.0 Australia licence.

The details of the relevant licence conditions are available on the Creative Commons website (www.creativecommons.org.au) as is the full legal code. The document must be attributed as the PUA12 Public Safety Training Package Version 1.

Disclaimer

This work is the result of wide consultations with Australian industry participants. It is a collaborative view and does not necessarily represent the view of DEEWR or any specific body. For the sake of brevity it may omit factors which could be pertinent in particular cases.

While care has been taken in the preparation of this Training Package, DEEWR and the original developer do not warrant that any licensing or registration requirements specified here are either complete or up-to-date for your State or Territory. DEEWR and the original developer do not accept any liability for any damage or loss (including indirect and consequential loss) incurred by any person as a result of relying on the information contained in this Training Package.

The Commonwealth, through the Department of Education, Employment and Workplace

Relations, does not accept any liability to any person for the information or advice (or the use of such information or advice) which is provided in this material or incorporated into it by reference. The information is provided on the basis that all persons accessing this material undertake responsibility for assessing the relevance and accuracy of its content. No liability is accepted for any information or services which may appear in any other format. No responsibility is taken for any information or services which may appear on any linked websites.

Published by: Government Skills Australia
Level 11, 147 Pirie St, Adelaide SA 5000
PO Box 347 Rundle Mall, Adelaide SA 5000
Ph: +61 8 8100 7400
Fax: +61 8 8232 7444
Email: info@governmentskills.com.au
Web: www.governmentskills.com.au

First published: 9 August 2012

ISBN:

Printed by:

Print Version Number: 1

Release Date: 9 August 2012

Review Date: 9 August 2015

Preliminary Information

Important Note to Users

Training Packages are not static documents; they are amended periodically to reflect the latest industry practices and are version controlled. It is essential that the latest version is always used.

Check the version number before commencing training or assessment

This Training Package is Version 1 – check whether this is the latest version by going to the National Training Information Service (www.ntis.gov.au) and locating information about the Training Package. Alternatively, contact Government Skills Australia www.governmentskills.com.au <http://www.governmentskills.com.au> to confirm the latest version number.

Explanation of version number conventions

The primary release Training Package is Version 1. When changes are made to a Training Package, sometimes the version number is changed and sometimes it is not, depending on the extent of the change. When a Training Package is reviewed it is considered to be a new Training Package for the purposes of version control, and is Version 1. Do not confuse the version number with the Training Package's national code (which remains the same during its period of endorsement).

Explanation of the review date

The review date (shown on the title page and in the footer of each page) indicates when the Training Package is expected to be reviewed in the light of changes such as changing technologies and circumstances. The review date is not an expiry date. Endorsed Training Packages and their components remain current until they are reviewed or replaced.

Version modification history

The version details of this endorsed Training Package are in the table below. The latest information is at the top of the table.

Version	Release Date	Comments
1	9 August 2012	Primary Release. Replaces PUA00. Contains new and revised units of competency and qualifications – see mapping tables for full details.

Summary of AQF qualifications in PUA12 Public Safety Training Package

Code	Title
Industry Wide Qualifications	
PUA21012	Certificate II in Public Safety (Aquatic Rescue)
PUA31312	Certificate III in Public Safety (Aquatic Search and Rescue)
PUA31412	Certificate III in Public Safety (Community Safety)
PUA33012	Certificate III in Public Safety (Emergency Communications Centre Operations)
PUA33112	Certificate III in Public Safety (Biosecurity Response Operations)
PUA41012	Certificate IV in Public Safety (Leadership)
PUA41112	Certificate IV in Public Safety (Community Safety)
PUA42612	Certificate IV in Public Safety (Aquatic Search and Rescue Management)
PUA42712	Certificate IV in Public Safety (Emergency Communications Centre Operations)
PUA42912	Certificate IV in Public Safety (Biosecurity Response Leadership)

Code	Title
PUA50912	Diploma of Public Safety (Search and Rescue – Coordination)
PUA51012	Diploma of Public Safety (Community Safety)
PUA52312	Diploma of Public Safety (Emergency Management)
PUA52412	Diploma of Public Safety (Biosecurity Response Management)
PUA60112	Advanced Diploma of Public Safety (Emergency Management)
PUA60612	Advanced Diploma of Public Safety (Search and Rescue – Management)
PUA60712	Advanced Diploma of Public Safety (Community Safety)
Police Sector Qualifications	
PUA20112	Certificate II in Public Safety (Aboriginal or Torres Strait Islander Community Policing)
PUA20312	Certificate II in Public Safety (Police Liaison)
PUA30112	Certificate III in Public Safety (Aboriginal or Torres Strait Islander Community Policing)
PUA30312	Certificate III in Public Safety (Police Liaison)
PUA40112	Certificate IV in Public Safety (Aboriginal or Torres Strait Islander Community Policing)
PUA42512	Certificate IV in Public Safety (Disaster Victim Identification Operations)*
PUA42812	Certificate IV in Public Safety (Policing Support Services – General or Protective Services)*
PUA50112	Diploma of Public Safety (Police Search and Rescue – Coordination)
PUA50212	Diploma of Public Safety (Policing)
PUA50312	Diploma of Public Safety (Forensic Investigation)
PUA51812	Diploma of Public Safety (Human Source Management)*
PUA51912	Diploma of Public Safety (Mounted Policing)*
PUA52012	Diploma of Public Safety (Police Dog Handling – General Purpose or Specific Odour)*
PUA52112	Diploma of Public Safety (Police Intelligence Practice)*
PUA60212	Advanced Diploma of Public Safety (Police Search and Rescue – Management)
PUA60312	Advanced Diploma of Public Safety (Police Investigation)
PUA60412	Advanced Diploma of Public Safety (Police Intelligence Operations)*
PUA61012	Advanced Diploma of Public Safety (Disaster Victim Identification Coordination)*
PUA61112	Advanced Diploma of Public Safety (Improvised Hazardous Device

Code	Title
	Operations – Technician or Response)*
PUA61212	Advanced Diploma of Public Safety (Police Close Personal Protection)*
PUA61312	Advanced Diploma of Public Safety (Police Negotiations)*
PUA61412	Advanced Diploma of Public Safety (Surveillance)*
PUA61512	Advanced Diploma of Public Safety (Tactical Flight Operations – Helicopter or Surveillance)*
PUA61612	Advanced Diploma of Public Safety (Undercover Operations – Operative or Controller)*
PUA61712	Advanced Diploma of Public Safety (Forensic Investigation)*
PUA61812	Advanced Diploma of Public Safety (Police Supervision)*
PUA61912	Advanced Diploma of Public Safety (Police Witness Protection)*
PUA80112	Vocational Graduate Certificate in Public Safety (Forensic Firearms Examination)*
PUA80212	Vocational Graduate Certificate in Public Safety (Police Prosecution)*
PUA80312	Vocational Graduate Certificate in Public Safety (Police Investigation)*
PUA80412	Vocational Graduate Certificate in Public Safety (Crime Scene Investigation)*
PUA80512	Vocational Graduate Certificate in Public Safety (Fingerprint Investigation)*
PUA80612	Vocational Graduate Certificate in Public Safety (Police Management)*
SES Sector Qualifications	
PUA21312	Certificate II in Public Safety (SES)
PUA30412	Certificate III in Public Safety (SES Rescue)
PUA30512	Certificate III in Public Safety (SES Operations)
PUA40212	Certificate IV in Public Safety (SES Leadership)
PUA50412	Diploma of Public Safety (SES Operations Management)

NOTE: Police Sector qualifications marked with an asterisk (*) are specialist qualifications and are not for public access.

Police specialist qualifications are not included in this document; Police specialist qualifications are confidential and should not be accessible in the public domain. Public access to these qualifications has the potential to compromise Police operations and security as well as place members of the public and Police Officers at risk. These qualifications are contained in a separate document and are only available to persons authorised by the Australia New Zealand Policing Advisory Agency (ANZPAA), via website contact (www.anzpaa.org.au <http://www.anzpaa.org.au> <http://www.anzpaa.org>).

Summary of Units of Competency

Summary of Units of Competency in the PUA12 Public Safety Training Package and their Pre-requisite Requirements

Pre-requisites for Industry Wide Competency Standards

Code	Title	Pre-requisite
PUAAMS001B	Work in an aviation environment	Nil
PUAAMS002B	Search as a member of an air search team	Nil
PUAAMS003B	Conduct stores dropping operations	Nil
PUAAMS006B	Coordinate search and rescue resources	Nil
PUAAMS007B	Coordinate search and rescue operations	Nil
PUAAMS008B	Manage search and rescue operations	Nil
PUACOM001C	Communicate in the workplace	Nil
PUACOM002B	Provide services to clients	Nil
PUACOM003B	Manage information	Nil
PUACOM004B	Manage organisational communication strategies	Nil
PUACOM005B	Foster a positive organisational image in the community	Nil
PUACOM006B	Plan and conduct a public awareness program	Nil
PUACOM007B	Liaise with other organisations	Nil
PUACOM008B	Develop and organise public safety awareness programs	Nil
PUACOM009B	Manage media requirements at major incident	Nil
PUACOM010B	Promote the organisation's mission and services	Nil
PUACOM011B	Develop community awareness networks	Nil
PUACOM012B	Liaise with media at a local level	Nil

Code	Title	Pre-requisite
PUACOM013B	Administer a local public safety group	Nil
PUACOM014B	Contribute to community safety	Nil
PUACOM015B	Conduct community safety activities	PUATEA004D Work effectively in a public safety organisation
PUAECO001A	Operate telephony systems	Nil
PUAECO002A	Process emergency incident calls and enquiries	Nil
PUAECO003A	Operate and control radio networks	Nil
PUAECO004A	Operate computer aided dispatch system	Nil
PUAECO005A	Dispatch resources from within an emergency communications centre	Nil
PUAECO006A	Read and interpret maps	Nil
PUAECO007A	Respond to and maintain monitored alarm systems	Nil
PUAECO008A	Receive and action notification of uncontrolled hazardous materials situations	PUAECO001A Operate telephony systems
PUAECO009A	Coordinate emergency communications centre operations	Nil
PUAECO010A	Maintain standards of emergency service delivery	Nil
PUAECO011A	Support logistics in the field	Nil
PUAEME001B	Provide emergency care	Nil
PUAEME002C	Manage injuries at emergency incident	PUAEME001B Provide emergency care
PUAEME003C	Administer oxygen in an emergency situation	PUAEME001B Provide emergency care
PUAEME004A	Provide emergency care for suspected spinal injury	HLTFA201B Provide basic emergency life support OR HLTFA301C Apply first aid

Code	Title	Pre-requisite
PUAEME005A	Provide pain management	HLTFA201B Provide basic emergency life support OR HLTFA301C Apply first aid
PUAEMR008B	Contribute to an emergency risk management process	Nil
PUAEMR009B	Facilitate emergency risk assessment	Nil
PUAEMR012B	Determine treatment options	PUAEMR008B Contribute to an emergency risk management process OR PUAEMR009B Facilitate emergency risk assessment
PUAEMR014A	Deliver recovery services	Nil
PUAEMR015A	Establish and manage a recovery centre	Nil
PUAEMR016A	Facilitate community involvement in recovery	Nil
PUAEMR017A	Manage recovery functions and services	Nil
PUAEMR018A	Work in an emergency management context	Nil
PUAEMR021A	Facilitate emergency planning processes	Nil
PUAEMR022	Establish context for emergency risk assessment	Nil
PUAEMR023	Assess emergency risk	PUAEMR022 Establish context for emergency risk assessment
PUAEMR024	Develop treatment options for emergency risk	Nil
PUAEMR025	Manage risk treatment implementation	Nil
PUAEMR026	Treat operational risk	PUAEMR027 Assess operational risk
PUAEMR027	Assess operational risk	Nil
PUAEMR028	Develop emergency management plans	Nil

Code	Title	Pre-requisite
PUAEMR029	Plan and implement a treatment measure	Nil
PUAEMR030	Manage and evaluate emergency management exercises	Nil
PUAEMR031	Design emergency management exercises	Nil
PUAEQU001B	Prepare, maintain and test response equipment	Nil
PUALAW001B	Protect and preserve incident scene	Nil
PUALAW002B	Conduct initial investigation at incident scene	Nil
PUALAW003B	Give evidence in a judicial or quasi-judicial setting	Nil
PUALAW004B	Represent the organisation in a judicial or quasi-judicial setting	Nil
PUAMAN001B	Manage the organisation's public safety responsibilities	Nil
PUAMAN002B	Administer work group resources	Nil
PUAMAN003B	Manage human resources	Nil
PUAMAN004B	Manage procurement	Nil
PUAMAN005B	Manage projects	Nil
PUAMAN006B	Manage and facilitate change	Nil
PUAMAN007B	Manage financial resources	Nil
PUAMAN008B	Manage physical resources	Nil
PUAOHS001C	Follow defined occupational health and safety policies and procedures	Nil
PUAOHS002B	Maintain safety at an incident scene	Nil
PUAOHS003B	Implement and monitor the organisation's occupational health and safety policies, procedures and programs	Nil

Code	Title	Pre-requisite
PUAOHS004B	Establish and maintain the occupational health and safety system	Nil
PUAOIL201	Use basic equipment operations for oil spill response	Nil
PUAOIL301	Apply health, safety and risk control when working on oiled shorelines	Nil
PUAOIL302	Use advanced equipment operations for oil spill response	Nil
PUAOIL401	Apply decision making strategies in an oil spill response	Nil
PUAOIL402	Apply oiled shoreline assessment strategies in an oil spill response	Nil
PUAOIL403	Lead a team in oiled shoreline clean up	Nil
PUAOPE006B	Control multi-agency emergency situations	Nil
PUAOPE007B	Command agency personnel within a multi-agency emergency response	PUAOPE012A Control a Level 1 incident
PUAOPE009C	Navigate in an aquatic environment	Nil
PUAOPE010C	Operate an automated external defibrillator in an emergency	PUAEME001B Provide emergency care OR HLTFA201B Provide basic emergency life support
PUAOPE011B	Inspect property and facilities	Nil
PUAOPE012A	Control a Level 1 incident	Nil
PUAOPE013A	Operate communications systems and equipment	Nil
PUAOPE014A	Navigate to an incident	Nil
PUAOPE015A	Conduct briefings and debriefings	Nil

Code	Title	Pre-requisite
PUAOPE016A	Manage a multi-team sector	Nil
PUAOPE017A	Coordinate resources for a multi-agency incident	Nil
PUAOPE018A	Control a Level 2 incident	Nil
PUAOPE019A	Control a Level 3 incident	Nil
PUAOPE020A	Lead a crew	Nil
PUAOPE021A	Manage information function at an incident	Nil
PUAOPE022A	Manage logistics for a Level 2 incident	Nil
PUAOPE023A	Manage operations for a Level 2 incident	Nil
PUAOPE024A	Manage operations for a Level 3 incident	Nil
PUAOPE025A	Manage planning for a Level 2 incident	Nil
PUAOPE026A	Provide strategic safety advice at an incident	Nil
PUAOPE027A	Undertake beach safety management activities	Nil
PUAPRO001B	Promote a learning environment in the workplace	Nil
PUASAR011C	Search as a member of an aquatic search team	Nil
PUASAR012C	Apply surf awareness and self-rescue skills	Nil
PUASAR013A	Participate in an aquatic rescue operation	Nil
PUASAR014A	Operate and maintain a small powercraft and motor for rescue operations	Nil
PUASAR015A	Crew small powercraft in a rescue operation	Nil
PUASAR016A	Operate and maintain a personal water craft for rescue operations	Nil
PUASAR017A	Undertake advanced surf	PUACOM001C Communicate in

Code	Title	Pre-requisite
	rescue	the workplace PUASAR012C Apply surf awareness and self-rescue skills PUASAR013A Participate in an aquatic rescue operation
PUASAR018A	Select and maintain canines to be part of a canine search team for USAR incidents	Nil
PUASAR019A	Train canines to work in a USAR environment	Nil
PUASAR020A	Develop a canine search team for USAR incidents	PUASAR0018A Select and maintain canines to be part of a canine search team for USAR incidents PUASAR019A Train canines to work in a USAR environment PUASAR023A Participate in an urban search and rescue Category 1
PUASAR021A	Search as part of a canine search team at USAR incidents	PUASAR020A Develop a canine search team for USAR incidents
PUASAR022A	Participate in a rescue operation	PUAEME001B Provide emergency care OR HLTFA201B Provide basic emergency life support
PUASAR023A	Participate in an urban search and rescue Category 1	PUAEME001B Provide emergency care OR HLTFA201B Provide basic emergency life support
PUASAR024A	Undertake road crash rescue	PUASAR022A Participate in a rescue operation And either PUAEME002B Manage injuries at emergency incident OR HLTFA301C Apply first aid
PUASAR025A	Undertake confined space rescue	Nil
PUASAR026A	Undertake industrial and	Nil

Code	Title	Pre-requisite
	domestic rescue	
PUASAR027A	Undertake land search rescue	Nil
PUASAR028A	Undertake rescue from a partial structural collapse	PUASAR023A Participate in an urban search and rescue Category 1
PUASAR029A	Undertake a complex transport rescue	Nil
PUASAR030A	Undertake trench rescue	PUASAR022A Participate in a rescue operation
PUASAR031A	Undertake an urban search and rescue Category 2	PUASAR023A Participate in an urban search and rescue Category 1
PUASAR032A	Undertake vertical rescue	PUASAR022A Participate in a rescue operation
PUASAR033	Perform land based swiftwater and floodwater rescue and recovery	HLTFA301C Apply first aid
PUASAR034	Undertake swiftwater and floodwater rescue and recovery	PUASAR033 Perform land based swiftwater and floodwater rescue and recovery
PUASAR035	Develop plans for deployment of a USAR task force	PUACOM007B Liaise with other organisations PUACOM012B Liaise with media at a local level PUAEMR023 Assess emergency risk PUAMAN007B Manage financial resources PUAOPE015A Conduct briefings and debriefings
PUASAR036	Implement and monitor USAR task force plans	PUASAR035 Develop plans for deployment of a USAR task force
PUASAR037	Review USAR task force plans implemented at an incident	PUASAR035 Develop plans for deployment of a USAR task force PUASAR036 Implement and monitor USAR task force plans
PUATEA001B	Work in a team	Nil
PUATEA002B	Work autonomously	Nil
PUATEA003B	Lead, manage and develop teams	Nil
PUATEA004D	Work effectively in a public	Nil

Code	Title	Pre-requisite
	safety organisation	
PUATEA005A	Manage own professional performance	Nil
PUAVEH001B	Drive vehicles under operational conditions	Nil
PUAWER001B	Identify, prevent and report potential workplace emergency situations	Nil
PUAWER002B	Ensure workplace emergency prevention procedures, systems and processes are implemented	Nil
PUAWER003B	Manage and monitor workplace emergency procedures, equipment and other resources	Nil
PUAWER004B	Respond to workplace emergencies	Nil
PUAWER005B	Operate as part of an emergency control organisation	Nil
PUAWER006B	Lead an emergency control organisation	PUAWER005B Operate as part of an emergency control organisation
PUAWER007B	Manage an emergency control organisation	Nil
PUAWER008B	Confine small workplace emergencies	Nil
PUAWER009B	Participate as a member of a workplace emergency initial response team	Nil
PUAWER010B	Lead a workplace emergency initial response team	PUAWER009B Participate as a member of a workplace emergency initial response team
PUAWER011B	Manage workplace emergency initial response teams	Nil

Police Sector Competency Standards and pre-requisites

(Information for Not For Public Access units is not included)

Code	Title	Pre-requisite
------	-------	---------------

Code	Title	Pre-requisite
PUALIO002B	Provide local community, cultural and geographic information to other agencies and tourists	Nil
PUAPOL014B	Manage performance/behavioural issues	Nil
PUAPOL017B	Plan and develop strategies to support organisational policy	Nil
PUAPOL020B	Develop a business plan	Nil
PUAPOL028B	Manage investigation information processes	Nil
PUAPOL031B	Confiscate assets	Nil
PUAPOL032B	Plan intelligence activities	Nil
PUAPOL033B	Manage intelligence information processes	Nil
PUAPOL034B	Analyse information	Nil
PUAPOL035B	Disseminate outputs from the intelligence process	Nil
PUAPOL036B	Provide crime prevention advice through environmental design	Nil
PUAPOLFC002B	Maintain a safe forensic working environment	Nil
PUAPOLFC003B	Detect, record and collect physical evidence	Nil
PUAPOLFC004B	Evaluate and document cases and facilitate analyses	Nil
PUAPOLFC005A	Prepare and submit forensic documentation	Nil
PUAPOLFC006B	Contribute to and comply with quality systems	Nil
PUAPOLFC008B	Process and interpret comparative evidence	Nil
PUAPOLFC022A	Prepare and present specialist forensic evidence or opinion	Nil
PUAPOLFC029A	Use and maintain specialist forensic equipment	Nil
PUAPOLGD001A	Maintain police operational	Nil

Code	Title	Pre-requisite
	safety	
PUAPOLGD002A	Apply policing methods	Nil
PUAPOLGD003A	Undertake initial police investigation	Nil
PUAPOLGD004A	Gather, collate and record police information	Nil
PUAPOLGD005A	Use and maintain police operational equipment	Nil
PUAPOLGD006A	Facilitate effective communication in the policing environment	Nil
PUAPOLGD007A	Manage persons in care or custody	Nil
PUAPOLGD008A	Administer legislation to ensure compliance	Nil
PUAPOLGD009A	Manage involvement in the judicial process	Nil
PUAPOLGD010A	Perform police administrative duties	Nil
PUAPOLGD011A	Manage personal and ethical performance	Nil
PUAPOLGD012A	Address customer needs	Nil
PUAPOLGD013A	Develop productive working relationships	Nil
PUAPOLGD014A	Drive police vehicles	Nil
PUAPOLGD015A	Employ media strategies	Nil
PUAPOLGD016A	Perform inter-jurisdictional police duties	Nil
PUAPOLGD017A	Employ protective service methods	Nil
PUAPOLGD018A	Perform court security duties	Nil
PUAPOLIM001A	Assist police with members of a culturally specific community	Nil
PUAPOLIM002A	Promote public safety objectives by liaison with a culturally specific community	Nil
PUAPOLIM003A	Provide interpreting and	Nil

Code	Title	Pre-requisite
	translating services	
PUAPOLIM004A	Provide police services in an Aboriginal or Torres Strait Islander community	Nil
PUAPOLIM005A	Provide advanced information concerning an Aboriginal or Torres Strait Islander community	Nil
PUAPOLIM006A	Enhance status as a role model in an Aboriginal or Torres Strait Islander community	Nil
PUAPOLIV001A	Manage police investigations	Nil
PUAPOLIV002A	Conduct police investigations	Nil
PUAPOLIV003A	Manage incident scenes	Nil
PUAPOLIV004A	Conduct investigative interviews	Nil
PUAPOLIV009A	Manage physical evidence	Nil
PUAPOLIV011A	Manage information within specialised policing functions	Nil
PUAPOLMG004A	Manage media requirements	Nil
PUAPOLMG007A	Contribute to policy formulation and revision	Nil

State and Territory Emergency Service Sector Competency Standards and pre-requisites

Code	Title	Pre-requisite
PUASES008A	Undertake storm and water damage operations	Nil
PUASES009A	Undertake inland floodboat operations	Nil
PUASES010A	Plan, activate and maintain a communications network	PUAOPE013A Operate communications systems and equipment
PUASES011A	Manage emergency operations	Nil
PUASES012A	Work as a team member in an emergency operations centre	Nil
PUASES013A	Undertake storm and water damage operations performed at	PUASES008A Undertake storm

Code	Title	Pre-requisite
	heights	and water damage operations
PUASES014A	Apply flood and fast moving water safety techniques	HLTFA301C Apply first aid
PUASES015A	Operate over-snow vehicle	Nil
PUASES016A	Apply snowcraft skills when performing search operations	Nil

Summary of Imported Units of Competency

Imported Units of Competency in the PUA12 Public Safety Training Package

The units of competency listed below have been imported from other Training Packages into PUA12 Public Safety Training Package qualifications.

Individual units of competency can be downloaded from the internet via TGA at www.training.gov.au.

AHC10 Agriculture Horticulture, Conversation and Land Management Training Package	
AHCARB205A	Operate and maintain chainsaws
AHCBIO202A	Follow site quarantine procedures
AHCBIO301A	Work effectively in an emergency disease or pest plant response
AHCBIO302A	Identify and report unusual disease or plant pest signs
AHCBIO303A	Carry out emergency disease or plant pest control procedures at infected premises
AHCBIO304A	Carry out movement and security procedures
AHCBIO401A	Supervise activities on infected premises
AHCBIO402A	Carry out field surveillance for a specific emergency disease or plant pest
AHCBIO501A	Manage active operational emergency disease or plant pest sites
AHCBIO502A	Manage the implementation of an emergency disease or plant pest control program
AHCBIO601A	Plan and oversee an emergency disease or plant pest program
AHCCCF406A	Facilitate ongoing group development
AHCCCF413A	Service committees
AHCCCF505A	Contribute to regional planning process
AHCILM506A	Operate within community cultures and goals

AHCNAR302A	Collect and preserve biological samples
AHCOHS401A	Safety (OHS) processes
AHCPMG601A	Develop a plant pest survey strategy
AHCPMG602A	Develop a plant pest destruction strategy

AVI08 Aviation Training Package

AVIL4012B	Manage aircraft passengers and cargo
AVIL3003B	Plan an aircraft load
AVIL3005B	Operate aircraft push-out tug
AVIW3006B	Refuel aircraft
AVIZ1005B	Maintain basic situation awareness in the aviation workplace

BSB07 Business Services Training Package

BSBADV507B	Develop a media plan
BSBADV602B	Develop an advertising campaign
BSBADV603B	Manage advertising production
BSBADV604B	Execute an advertising campaign
BSBADV605B	Evaluate campaign effectiveness
BSBCCO301B	Use multiple information systems
BSBCCO302B	Deploy customer service field staff
BSBCMM401A	Make a presentation
BSBCON401A	Work effectively in a business continuity context
BSBCON601A	Develop and maintain business continuity plans
BSBCUS301B	Deliver and monitor a service to customers
BSBCUS501B	Manage quality customer service
BSBFLM312C	Contribute to team effectiveness
BSBFLM511B	Develop a workplace learning environment
BSBINM501A	Manage an information or knowledge management system
BSBINN502A	Build and sustain an innovative work environment
BSBMGT401A	Show leadership in the workplace
BSBMGT502B	Manage people performance
BSBMKG401B	Profile the market

BSBOHS405B	Contribute to the implementation of emergency procedures
BSBOHS407A	Monitor safe workplaces
BSBREL402A	Build client relationships and business networks
BSBWOR401A	Establish effective workplace relationships
BSBWOR402A	Promote team effectiveness
BSBWOR403A	Manage stress in the workplace
BSBWOR502B	Ensure team effectiveness

CH08 Community Services Training Package

CHCCD401D	Support community participation
CHCCD413D	Work within specific communities
CHCDFV402C	Manage own professional development in responding to domestic and family violence
CHCDFV404C	Promote community awareness of domestic and family violence
CHCGROUP302D	Support group activities
CHCGROUP403D	Plan and conduct group activities
CHCNET503C	Develop new networks
CHCPOL403B	Undertake research activities
CHCPOL505B	Manage research activities
CHCYTH301D	Work effectively with young people
CHCYTH505D	Support youth programs

CPP07 Property Services Training Package

CPPSEC3028A	Compile investigative report
CPPSIS3001A	Apply map presentation principles
CPPSIS3005A	Collect basic spatial data
CPPSIS4006A	Read and interpret basic image data
CPPSIS4015A	Apply GIS software to problem-solving techniques

CSC12 Correctional Services Training Package

CSCOFM303A	Respond to offenders influenced by drugs or alcohol
------------	---

CSCOFM309A	Process offender induction
CSCSAS303A	Conduct searches
CSCSAS305A	Supervise attendance at court
CSCTRA201A	Maintain security during escort
CSCTRA401A	Plan and monitor escorts

FPI05 Forest and Forest Products Training Package

FPICOT2234B	Operate 4x4 vehicle
FPICOT2237A	Maintain chainsaws
FPICOT2239A	Trim and cut felled trees
FPIFGM2208A	Fall trees manually (basic)
FPIFGM3204A	Fall trees manually (intermediate)
FPIFGM3205A	Fall trees manually (advanced)
FPIFGM3208B	Perform complex 4x4 operations

HLT07 Health Training Package

HLTAMBPD401B	Manage personal stressors in the work environment
HLTFA201B	Provide basic emergency life support
HLTFA301C	Apply first aid
HLTFA302B	Provide first aid in remote situation
HLTFA402C	Apply advanced first aid
HLTFA404B	Apply advanced resuscitation techniques

ICA11 Information and Communications Training Package

ICAICT103A	Use, communicate and search securely on the internet
ICAICT203A	Operate application software packages
ICAICT308A	Use advanced features of computer applications

LGA04 Local Government Training Package

LGACOM502B	Devise and conduct community consultations
LGAEHRH604B	Develop and implement environmental health education, promotion

	and awareness strategies
LGAEHRR504C	Implement public education programs to improve community compliance
LGAPLEM403A	Attend requests for building and planning information and advice
LGAPLEM404A	Prepare and present geographic information systems data
LGAPLEM501A	Achieve an efficient and sustainable use of natural resources
LGAPLEM506A	Improve community knowledge and skills in environmental management practices
LGAPLEM606B	Develop ecologically sustainable land management systems
LGAPLEM608A	Identify and evaluate options to improve road safety

NWP07 Water Industry Training Package

NWP505B	Implement and manage environmental management policies, plans, procedures and programs
---------	--

PMA08 Training Package

PMAOHS214B	Undertake helicopter safety and escape
------------	--

PSP04 Public Sector Training Package

PSPCOM503A	Build and maintain community relationships
PSPGOV307B	Organise workplace information
PSPGOV417A	Identify and treat risks
PSPGOV504B	Undertake research and analysis
PSPGOV515A	Develop and use political nous
PSPGOV606A	Prepare high-level/sensitive written materials
PSPPA601A	Manage public affairs
PSPPM501B	Design complex projects
PSPPOL401A	Contribute to policy development
PSPREG402C	Promote client compliance
PSPREG403B	Assess compliance
PSPREG411A	Gather information through interviews
PSPREG601B	Manage regulatory compliance
PSPREG602B	Evaluate regulatory compliance

PSPSEC405A	Handle security classified information
PSPSOHS502A	Participate in the management of the OHS information and data systems
PSPSOHS609A	Evaluate an organisation's OHS performance
PSPWPI605B	Audit management systems

PUA00 Public Safety Training Package V8.1

PUAFIR201B	Prevent injury
PUAFIR206B	Check installed fire safety systems
PUAFIR208B	Participate in community safety activities
PUAFIR209B	Work safely around aircraft
PUAFIR301B	Undertake community safety activities
PUAFIR314B	Utilise installed fire safety systems
PUAFIR403B	Assess building plans
PUAFIR404B	Inspect dangerous goods facilities
PUAFIR405B	Collect, analyse and provide regulatory information
PUAFIR501B	Conduct fire investigation and analysis activities
PUAFIR504B	Assist with the formulation and implementation of plans and policies
PUAFIR506B	Conduct an assessment of a building's performance based design
PUAFIR507B	Inspect building fire safety systems
PUAFIR508B	Assess and evaluate a facility's fire/incident safety management systems in hazardous materials
PUAFIR509B	Implement prevention strategies
PUAFIR510B	Inspect for legislative compliance
PUAFIR602B	Manage the implementation of community safety strategies

SIS10 Sport, Fitness and Recreation Training Package

SISCAQU201A	Monitor pool water quality
SISCAQU202A	Perform basic water rescues
SISCAQU304A	Maintain pool water quality
SISCAQU305A	Implement aquatic facility plant and equipment maintenance program
SISCAQU306A	Supervise clients at an aquatic facility or environment
SISCAQU307A	Perform advanced water rescues

SISCAQU312A	Assist participants with a disability during aquatic activities
SISCAQU416A	Coordinate lifeguard service at an aquatic facility
SISONAV403A	Navigate in uncontrolled environments
SISOOPS202A	Use and maintain a temporary or overnight site
SISXRES402A	Support implementation of environmental management practices

TAE10 Training and Education Training Package

TAEASS301B	Contribute to assessment
TAEASS401B	Plan assessment activities and processes
TAEASS402B	Assess competence
TAEASS403B	Participate in assessment validation
TAEDEL301A	Provide work skill instruction
TAEDEL401A	Plan, organise and deliver group-based learning
TAEDEL402A	Plan, organise and facilitate learning in the workplace
TAEDEL403A	Coordinate and facilitate distance-based learning
TAEDEL404A	Mentor in the workplace
TAEDES401A	Design and develop learning programs
TAETAS401A	Maintain training and assessment information
TAETAS501B	Undertake organisational training needs analysis

TDM07 Maritime Training Package

TDMMC807B	Manoeuvre a vessel within the limits of responsibility of a Master 5
TDMMF1107B	Survive at sea in the event of vessel abandonment
TDMMF5407A	Observe safety and emergency procedures on a coastal vessel
TDMMF5507A	Fight and extinguish fires on board a coastal vessel
TDMMF5607A	Observe personal safety and social responsibilities
TDMMF6207A	Prevent, control and fight fires on board an ocean-going vessel
TDMMH807B	Plan and navigate an offshore passage within the limits of responsibility of a Master 5
TDMMR4307B	Assist in mooring and anchor handling activities

SIT07 Tourism, Hospitality and Events Training Package

SITXMPR001A	Coordinate production of brochures and marketing materials
SITXMPR002A	Create a promotional display or stand

TLI10 Transport and Logistics Training Package	
TLIG3002A	Lead a work team or group
TLIH2001A	Interpret road maps and navigate predetermined routes

Summary mapping: Qualifications

Summary Mapping of Qualification Changes from the PUA12 Public Safety Training Package Version 1 to the PUA00 Public Safety Training Package Version 8.1

PUA12 Version 1 qualification code and title	PUA00 Version 8.1 qualification code and title	Equiv alence	Nature of Relationship
Industry wide			
PUA21012 Certificate II in Public Safety (Aquatic Rescue)	PUA21010 Certificate II in Public Safety (Aquatic Rescue)	E	Packaging rules wording reviewed. Imported units updated. Elective groupings changed.
PUA31312 Certificate III in Public Safety (Aquatic Search and Rescue)	PUA31310 Certificate III in Public Safety (Aquatic Search and Rescue)	E	Packaging rules wording reviewed. Imported units updated.
PUA31412 Certificate III in Public Safety (Community Safety)	PUA31404 Certificate III in Public Safety (Community Safety)	E	Packaging rules wording reviewed. Imported units updated.
PUA33012 Certificate III in Public Safety (Emergency Communications Centre Operations)	PUA33010 Certificate III in Public Safety (Emergency Communications Centre Operations)	E	Packaging rules wording reviewed. Imported units updated. Elective groupings changed.
PUA33112 Certificate III in Public Safety (Biosecurity Response Operations)			New qualification
PUA41012 Certificate IV in Public Safety (Leadership)	PUA41004 Certificate IV in Public Safety (Leadership)	E	Packaging rules wording reviewed. Imported units updated. Elective groupings changed.
PUA41112 Certificate IV in Public Safety (Community Safety)	PUA41104 Certificate IV in Public Safety (Community Safety)	E	Packaging rules wording reviewed. Imported units updated.

PUA12 Version 1 qualification code and title	PUA00 Version 8.1 qualification code and title	Equiv alence	Nature of Relationship
PUA42612 Certificate IV in Public Safety (Aquatic Search and Rescue Management)	PUA42610 Certificate IV in Public Safety (Aquatic Search and Rescue Management)	E	Packaging rules wording reviewed. Imported units updated.
PUA42712 Certificate IV in Public Safety (Emergency Communications Centre Operations)	PUA42710 Certificate IV in Public Safety (Emergency Communications Centre Operations)	E	Packaging rules wording reviewed. Imported units updated. Elective groupings changed.
PUA42912 Certificate IV in Public Safety (Biosecurity Response Leadership)			New qualification
PUA50912 Diploma of Public Safety (Search and Rescue – Coordination)	PUA50904 Diploma of Public Safety (Search and Rescue – Coordination)	E	Packaging rules wording reviewed. Imported units updated. Elective groupings changed.
PUA51012 Diploma of Public Safety (Community Safety)	PUA51004 Diploma of Public Safety (Community Safety)	E	Packaging rules wording reviewed. Imported units updated. Elective groupings changed.
PUA52312 Diploma of Public Safety (Emergency Management)	PUA52310 Diploma of Public Safety (Emergency Management)	E	Packaging rules wording reviewed. Imported units updated.
PUA52412 Diploma of Public Safety (Biosecurity Response Management)			New qualification.
PUA60112 Advanced Diploma of Public Safety (Emergency Management)	PUA60110 Advanced Diploma of Public Safety (Emergency Management)	E	New units added. Prerequisites updated. Imported units updated. Elective groupings changed.
PUA60612 Advanced Diploma of Public Safety (Search & Rescue Management)	PUA60604 Advanced Diploma of Public Safety (Search & Rescue Management)	E	Packaging rules wording reviewed. Imported units updated. Elective groupings changed.
PUA60712 Advanced Diploma of Public Safety (Community Safety)	PUA60704 Advanced Diploma of Public Safety (Community Safety)	E	Packaging rules wording reviewed. Imported units updated.

PUA12 Version 1 qualification code and title	PUA00 Version 8.1 qualification code and title	Equiv alence	Nature of Relationship
Fire Sector			
	PUA20601 Certificate II in Public Safety (Firefighting and Emergency Operations)		Removed.
	PUA20701 Certificate II in Public Safety (Firefighting Operations)		Removed.
	PUA30601 Certificate III in Public Safety (Firefighting and Emergency Operations)		Removed.
	PUA30701 Certificate III in Public Safety (Firefighting Operations)		Removed.
	PUA40301 Certificate IV in Public Safety (Firefighting Supervision)		Removed.
	PUA50501 Diploma of Public Safety (Firefighting Management)		Removed.
	PUA60501 Advanced Diploma of Public Safety (Firefighting Management)		Removed.
	PUA60909 Advanced Diploma of Public Safety (Fire investigation)		Removed.
Police			
PUA20112 Certificate II in Public Safety (ATSI Community Policing)	PUA20110 Certificate II in Public Safety (ATSI Community Policing)	E	Packaging rules wording reviewed.
PUA20312 Certificate II in Public Safety (Police Liaison)	PUA20310 Certificate II in Public Safety (Police Liaison)	E	Packaging rules wording reviewed.
PUA30112 Certificate III in Public Safety (ATSI Community Policing)	PUA30110 Certificate III in Public Safety (ATSI Community Policing)	E	Packaging rules wording reviewed. Units updated.
PUA30312 Certificate III in Public Safety (Police Liaison)	PUA30310 Certificate III in Public Safety (Police Liaison)	E	Packaging rules wording reviewed. Units updated.

PUA12 Version 1 qualification code and title	PUA00 Version 8.1 qualification code and title	Equiv alence	Nature of Relationship
PUA40112 Certificate IV in Public Safety (ATSI Community Policing)	PUA40110 Certificate IV in Public Safety (ATSI Community Policing)	E	Packaging rules wording reviewed. Units updated.
PUA50112 Diploma of Public Safety (Police Search & Rescue Coordination)	PUA50110 Diploma of Public Safety (Police Search & Rescue Coordination)	E	Packaging rules wording reviewed. Units updated.
PUA50212 Diploma of Public Safety (Policing)	PUA50210 Diploma of Public Safety (Policing)	E	Packaging rules wording reviewed. Units updated.
PUA50312 Diploma of Public Safety (Forensic Investigation)	PUA50310 Diploma of Public Safety (Forensic Investigation)	E	Packaging rules wording reviewed. Units updated.
PUA60212 Advanced Diploma of Public Safety (Police Search & Rescue Management)	PUA60210 Advanced Diploma of Public Safety (Police Search & Rescue Management)	E	Packaging rules wording reviewed. Units updated.
PUA60312 Advanced Diploma of Public Safety (Police Investigation)	PUA60310 Advanced Diploma of Public Safety (Police Investigation)	E	Packaging rules wording reviewed. Units updated.
Police Sector – not for public access			
PUA42512 Certificate IV in Public Safety (Disaster victim identification operations)	PUA42509 Certificate IV in Public Safety (Disaster victim identification operations)	E	Unchanged.
PUA42812 Certificate IV in Public Safety (Policing Support Services – General or Protective Services)	PUA428 Certificate IV in Public Safety (Policing Support Services – General/Protective Services)	E	Unchanged.
PUA51812 Diploma in Public Safety (Human source management)	PUA51809 Diploma of Public Safety (Human source management)	E	Unchanged.
PUA51912 Diploma in Public Safety (Mounted policing)	PUA51909 Diploma of Public Safety (Mounted policing)	E	Unchanged.
PUA52012 Diploma of Public Safety (Police dog handling – general purpose or specific odour)	PUA52009 Diploma of Public Safety (Police dog handling – general purpose/specific odour)	E	Unchanged.

PUA12 Version 1 qualification code and title	PUA00 Version 8.1 qualification code and title	Equiv alence	Nature of Relationship
PUA52112 Diploma of Public Safety (Police intelligence practice)	PUA52109 Diploma of Public Safety (Police intelligence practice)	E	Unchanged.
PUA60412 Advanced Diploma of Public Safety (Police intelligence operations)	PUA60409 Advanced Diploma of Public Safety (Police intelligence operations)	E	Unchanged.
PUA61012 Advanced Diploma of Public Safety (Disaster victim identification coordination)	PUA61009 Advanced Diploma of Public Safety (Disaster victim identification coordination)	E	Unchanged.
PUA61112 Advanced Diploma of Public Safety (Improvised hazardous device operations – technician or response)	PUA61109 Advanced Diploma of Public Safety (Improvised hazardous device operations – technician/response)	E	Unchanged.
PUA61212 Advanced Diploma of Public Safety (Police close personal protection)	PUA61209 Advanced Diploma of Public Safety (Police close personal protection)	E	Unchanged.
PUA61312 Advanced Diploma of Public Safety (Police Negotiations)	PUA61309 Advanced Diploma of Public Safety (Police negotiations)	E	Unchanged.
PUA61412 Advanced Diploma of Public Safety (Surveillance)	PUA61410 Advanced Diploma of Public Safety (Surveillance)	E	Unchanged.
PUA61512 Advanced Diploma of Public Safety (Tactical flight operations – Helicopter or Surveillance)	PUA61509 Advanced Diploma of Public Safety (Tactical flight operations – helicopter/surveillance)	E	Unchanged.
PUA61612 Advance Diploma of Public Safety (Undercover operations – Operative or Controller)	PUA61609 Advance Diploma of Public Safety (Undercover operations – Operative or Controller)	E	Unchanged.
PUA61712 Advanced Diploma of Public Safety (Forensic Investigation)	PUA61710 Advanced Diploma of Public Safety (Forensic Investigation)	E	Unchanged.
PUA61812 Advanced Diploma of Public Safety	PUA61810 Advanced Diploma of Public Safety	E	Unchanged.

PUA12 Version 1 qualification code and title	PUA00 Version 8.1 qualification code and title	Equiv alence	Nature of Relationship
(Police Supervision)	(Police Supervision)		
PUA61912 Advanced Diploma of Public Safety (Police Witness Protection)	PUA61910 Advanced Diploma of Public Safety (Police Witness Protection)	E	Unchanged.
PUA80112 Vocational Graduate Certificate in Public Safety (Forensic Firearms Examination)	PUA70109 Vocational Graduate Certificate of Public Safety (Forensic Firearms Examination)	E	Qualification code updated to reflect AQF 2011.
PUA80212 Vocational Graduate Certificate in Public Safety (Police Prosecution)	PUA70209 Vocational Graduate Certificate of Public Safety (Police Prosecution)	E	Qualification code updated to reflect AQF 2011.
PUA80312 Vocational Graduate Certificate in Public Safety (Police Investigation)	PUA70310 Vocational Graduate Certificate in Public Safety (Police Investigation)	E	Qualification code updated to reflect AQF 2011.
PUA80412 Vocational Graduate Certificate in Public Safety (Crime Scene Investigation)			New qualification.
PUA80512 Vocational Graduate Certificate in Public Safety (Fingerprint Investigation)			New qualification.
PUA80612 Vocational Graduate Certificate in Public Safety (Police Management)			New qualification.
SES Sector			
	PUA20410 Certificate II in Public Safety (SES Rescue)		Removed.
	PUA20510 Certificate II in Public Safety (SES Operations)		Removed.
PUA21312 Certificate II in Public Safety (SES)	PUA21310 Certificate II in Public Safety (SES)	E	Packaging rules wording reviewed. Imported units updated.
PUA30412 Certificate III in Public Safety (SES Rescue)	PUA30410 Certificate III in Public Safety (SES Rescue)	E	Packaging rules wording reviewed. Imported units

PUA12 Version 1 qualification code and title	PUA00 Version 8.1 qualification code and title	Equiv alence	Nature of Relationship
			updated.
PUA30512 Certificate III in Public Safety (SES Operations)	PUA30510 Certificate III in Public Safety (SES Operations)	E	Packaging rules wording reviewed. Imported units updated.
PUA40212 Certificate IV in Public Safety (SES Leadership)	PUA40210 Certificate IV in Public Safety (SES Leadership)	E	Packaging rules wording reviewed. Imported units updated.
PUA50412 Diploma of Public Safety (SES Operations Management)	PUA50410 Diploma of Public Safety (SES Operations Management)	E	Packaging rules wording reviewed. Imported units updated.

Summary mapping: Units of competency

Summary Mapping of Unit of Competency Changes from the PUA12 Public Safety Training Package Version 1.0 to the PUA00 Public Safety Training Package Version 8.1

PUA12 version 1.0 unit code and title	PUA00 version 8.1 unit code and title	Equivalence	Nature of Relationship
INDUSTRY WIDE			
Aviation Marine Search and Rescue			
PUAAMS001B Work in an aviation environment	PUAAMS001B Work in an aviation environment	E	Content reviewed
PUAAMS002B Search as a member of an air search team	PUAAMS002B Search as a member of an air search team	E	Content reviewed
PUAAMS003B Conduct stores dropping operations	PUAAMS003B Conduct stores dropping operations	E	Content reviewed
PUAAMS006B Coordinate search and rescue resources	PUAAMS006B Coordinate search and rescue resources	E	Content reviewed
PUAAMS007B Coordinate search and rescue operations	PUAAMS007B Coordinate search and rescue operations	E	Content reviewed
PUAAMS008B Manage search and rescue operations	PUAAMS008B Manage search and rescue operations	E	Content reviewed

PUA12 version 1.0 unit code and title	PUA00 version 8.1 unit code and title	Equivalence	Nature of Relationship
Communications			
PUACOM001C Communicate in the workplace	PUACOM001C Communicate in the workplace	E	Changes to unit Application
PUACOM002B Provide services to clients	PUACOM002B Provide services to clients	E	Changes to unit Application
PUACOM003B Manage information	PUACOM003B Manage information	E	Changes to unit Application
PUACOM004B Manage organisational communication strategies	PUACOM004B Manage organisational communication strategies	E	Changes to unit Application
PUACOM005B Foster a positive organisational image in the community	PUACOM005B Foster a positive organisational image in the community	E	Changes to unit Application
PUACOM006B Plan and conduct a public awareness program	PUACOM006B Plan and conduct a public awareness program	E	Changes to unit Application
PUACOM007B Liaise with other organisations	PUACOM007B Liaise with other organisations	E	Changes to unit Application
PUACOM008B Develop and organise public safety awareness programs	PUACOM008B Develop and organise public safety awareness programs	E	Changes to unit Application
PUACOM009B Manage media requirements at major incident	PUACOM009B Manage media requirements at major incident	E	Changes to unit Application
PUACOM010B Promote the organisation's mission and services	PUACOM010B Promote the organisation's mission and services	E	Changes to unit Application
PUACOM011B Develop community awareness networks	PUACOM011B Develop community awareness networks	E	Changes to unit Application
PUACOM012B Liaise with media at a local level	PUACOM012B Liaise with media at a local level	E	Changes to unit Application
PUACOM013B Administer a local public safety group	PUACOM013B Administer a local public safety group	E	Changes to unit Application

PUA12 version 1.0 unit code and title	PUA00 version 8.1 unit code and title	Equivalence	Nature of Relationship
PUACOM014B Contribute to community safety	PUACOM014B Contribute to community safety	E	Changes to unit Application
PUACOM015B Conduct community safety activities	PUACOM015B Conduct community safety activities	E	Changes to unit Application
Emergency Communications Centre Operations			
PUAECO001A Operate telephony systems	PUAECO001A Operate telephony systems	E	Unchanged
PUAECO002A Process emergency incident calls and enquiries	PUAECO002A Process emergency incident calls and enquiries	E	Unchanged
PUAECO003A Operate and control radio networks	PUAECO003A Operate and control radio networks	E	Unchanged
PUAECO004A Operate computer aided dispatch system	PUAECO004A Operate computer aided dispatch system	E	Unchanged
PUAECO005A Dispatch resources from within an emergency communications centre	PUAECO005A Dispatch resources from within an emergency communications centre	E	Unchanged
PUAECO006A Read and interpret maps	PUAECO006A Read and interpret maps	E	Unchanged
PUAECO007A Respond to and maintain monitored alarm systems	PUAECO007A Respond to and maintain monitored alarm systems	E	Unchanged
PUAECO008A Receive and action notification of uncontrolled hazardous materials situations	PUAECO008A Receive and action notification of uncontrolled hazardous materials situations	E	Unchanged
PUAECO009A Coordinate emergency communications centre operations	PUAECO009A Coordinate emergency communications centre operations	E	Unchanged
PUAECO010A Maintain standards of emergency service delivery	PUAECO010A Maintain standards of emergency service delivery	E	Unchanged
PUAECO011A Support	PUAECO011A Support	E	Unchanged

PUA12 version 1.0 unit code and title	PUA00 version 8.1 unit code and title	Equivalence	Nature of Relationship
logistics in the field	logistics in the field		
Emergency Care			
PUAEME001B	PUAEME001B	E	Minor changes to unit Application
PUAEME002C	PUAEME002C	E	Minor changes to unit Application
PUAEME003C	PUAEME003C	E	Minor changes to unit Application
PUAEME004A Provide emergency care for suspected spinal injury	PUAEME004A Provide emergency care for suspected spinal injury	E	Unchanged
PUAEME005A Provide pain management	PUAEME005A Provide pain management	E	Unchanged
Emergency Risk Management			
PUAEMR022 Establish context for emergency risk assessment	PUAEMR001B Establish context and develop risk evaluation criteria	E	Unit deleted. Content covered by PUAEMR022 Establish context for emergency risk assessment.
PUAEMR023 Assess emergency risk	PUAEMR002B Identify, analyse and evaluate risk	E	Unit deleted. Content covered by PUAEMR023 Assess emergency risk.
PUAEMR024 Develop treatment options for emergency risk	PUAEMR003B Determine treatment strategies	E	Unit deleted. Content covered by PUAEMR024 Develop treatment options for emergency risk.
PUAEMR025 Manage risk treatment implementation	PUAEMR004B Manage treatment strategy implementation	E	Unit deleted. Content covered by PUAEMR025 Manage risk treatment implementation.
	PUAEMR005B Design and manage activities which exercise elements of emergency management	N	Unit deleted. Content removed to non-equivalent units PUAEMR030 Manage and evaluate emergency management exercises, and PUAEMR031 Design emergency management exercises

PUA12 version 1.0 unit code and title	PUA00 version 8.1 unit code and title	Equivalence	Nature of Relationship
PUAEMR026Treat operational risk	PUAEMR006B Treat risk at an operational level	E	Unit deleted. Content covered by PUAEMR026 Treat operational risk.
PUAEMR027Assess operational risk	PUAEMR007B Conduct risk assessment	E	Unit deleted. Content covered by PUAEMR027 Assess operational risk.
PUAEMR008B Contribute to an emergency risk management process	PUAEMR008B Contribute to an emergency risk management process	E	Content reviewed
PUAEMR009B Facilitate emergency risk assessment	PUAEMR009B Facilitate emergency risk assessment	E	Content reviewed
PUAEMR028 Develop emergency management plans	PUAEMR010B Undertake emergency planning	E	Unit deleted. Content covered by PUAEMR028 Develop emergency management plans.
PUAEMR029 Plan and implement a treatment measure	PUAEMR011B Plan and implement a treatment measure	E	Unit deleted. Content covered by PUAEMR029 Plan and implement a treatment measure.
PUAEMR012B Determine treatment options	PUAEMR012B Determine treatment options	E	Content reviewed
	PUAEMR013B Facilitate treatment strategy development and implementation	N	Unit deleted. Content covered in parts of PUAEMR012B. Not equivalent.
PUAEMR014A Deliver recovery services	PUAEMR014A Deliver recovery services	E	Content reviewed
PUAEMR015A Establish and manage a recovery centre	PUAEMR015A Establish and manage a recovery centre	E	Content reviewed
PUAEMR016A Facilitate community involvement in recovery	PUAEMR016A Facilitate community involvement in recovery	E	Content reviewed
PUAEMR017A Manage recovery functions and services	PUAEMR017A Manage recovery functions and services	E	Content reviewed
PUAEMR018A Work in	PUAEMR018A Work in	E	Content reviewed

PUA12 version 1.0 unit code and title	PUA00 version 8.1 unit code and title	Equivalence	Nature of Relationship
an emergency management context	an emergency management context		
PUAEMR030 Manage and evaluate emergency management exercises	PUAEMR019A Coordinate and evaluate activities which exercise elements of emergency management arrangements	E	Unit deleted. Content covered by PUAEMR030 Manage and evaluate emergency management exercises.
PUAEMR031 Design emergency management exercises	PUAEMR020A Design activities which exercise elements of emergency management arrangements	E	Unit deleted. Content covered by PUAEMR031 Design emergency management exercises.
PUAEMR021A Facilitate emergency planning processes	PUAEMR021A Facilitate emergency planning processes	E	Content reviewed
PUAEMR022 Establish context for emergency risk assessment			New unit
PUAEMR023 Assess emergency risk			New unit
PUAEMR024 Develop treatment options for emergency risk			New unit
PUAEMR025 Manage risk treatment implementation			New unit
PUAEMR026 Treat operational risk			New unit
PUAEMR027 Assess operational risk			New unit
PUAEMR028 Develop emergency management plans			New unit
PUAEMR029 Plan and implement a treatment measure			New unit
PUAEMR030 Manage and evaluate emergency management exercises			New unit

PUA12 version 1.0 unit code and title	PUA00 version 8.1 unit code and title	Equivalence	Nature of Relationship
PUAEMR031 Design emergency management exercises			New unit
Equipment			
PUAEQU001B Prepare, maintain and test response equipment	PUAEQU001B Prepare, maintain and test response equipment	E	Content reviewed
Law			
PUALAW001B Protect and preserve incident scene	PUALAW001B Protect and preserve incident scene	E	changes to unit Application
PUALAW002B Conduct initial investigation at incident scene	PUALAW002B Conduct initial investigation at incident scene	E	Minor changes to unit Application
PUALAW003B Give evidence in a judicial or quasi-judicial setting	PUALAW003B Give evidence in a judicial or quasi-judicial setting	E	Minor changes to unit Application
PUALAW004B Represent the organisation in a judicial or quasi-judicial setting	PUALAW004B Represent the organisation in a judicial or quasi-judicial setting	E	Minor changes to unit Application
Management			
PUAMAN001B Manage the organisation's public safety responsibilities	PUAMAN001B Manage the organisation's public safety responsibilities	E	Changes to unit Application
PUAMAN002B Administer work group resources	PUAMAN002B Administer work group resources	E	Changes to unit Application
PUAMAN003B Manage human resources	PUAMAN003B Manage human resources	E	Changes to unit Application
PUAMAN004B Manage procurement	PUAMAN004B Manage procurement	E	Changes to unit Application
PUAMAN005B Manage projects	PUAMAN005B Manage projects	E	Changes to unit Application
PUAMAN006B Manage and facilitate change	PUAMAN006B Manage and facilitate change	E	Changes to unit Application
PUAMAN007B Manage financial resources	PUAMAN007B Manage financial resources	E	Changes to unit Application

PUA12 version 1.0 unit code and title	PUA00 version 8.1 unit code and title	Equivalence	Nature of Relationship
PUAMAN008B Manage physical resources	PUAMAN008B Manage physical resources	E	Changes to unit Application
Occupational Health and Safety			
PUAOHS001C Follow defined occupational health and safety policies and procedures	PUAOHS001C Follow defined occupational health and safety policies and procedures	E	Changes to unit Application
PUAOHS002B Maintain safety at an incident scene	PUAOHS002B Maintain safety at an incident scene	E	Changes to unit Application
PUAOHS003B Implement and monitor the organisation's occupational health and safety policies, procedures and programs	PUAOHS003B Implement and monitor the organisation's occupational health and safety policies, procedures and programs	E	Changes to unit Application
PUAOHS004B Establish and maintain the occupational health and safety system	PUAOHS004B Establish and maintain the occupational health and safety system	E	Changes to unit Application
Marine Pollution Response			
PUAOIL201 Use basic equipment operations for oil spill response			New unit
PUAOIL301 Apply health, safety and risk controls when working on oiled shorelines			New unit
PUAOIL302 Use advanced equipment operations for oil spill response			New unit
PUAOIL401 Apply decision making strategies in an oil spill response			New unit
PUAOIL402 Apply oiled shoreline assessment strategies in an oil spill response			New unit

PUA12 version 1.0 unit code and title	PUA00 version 8.1 unit code and title	Equivalence	Nature of Relationship
PUAOIL403 Lead a team in oiled shoreline clean up			New unit
Operations			
	PUAOPE001B Supervise response	N	Unit deleted. Content partially covered by PUAOPE021A Control a Level 1 incident. Not equivalent.
	PUAOPE002B Operate communications systems and equipment	E	Unit deleted. Content covered by PUAOPE013A Operate communications systems and equipment. Equivalent.
	PUAOPE003B Navigate in urban and rural environments	E	Unit deleted. Content covered by PUAOPE014A Navigate to an incident. Equivalent.
	PUAOPE004B Conduct briefings/debriefings	E	Unit deleted. Content covered by PUAOPE015A Conduct briefings and debriefings. Equivalent.
	PUAOPE005B Manage a multi team response	E	Unit deleted. Content covered by PUAOPE016A Manage a multi-team sector. Equivalent.
PUAOPE006B Control multi-agency emergency situations	PUAOPE006B Control multi-agency emergency situations	E	Changes to unit Application
PUAOPE007B Command agency personnel within a multi-agency emergency response	PUAOPE007B Command agency personnel within a multi-agency emergency response	E	Changes to unit Application
	PUAOPE008B Coordinate resources within a multi agency	E	Unit deleted. Content covered by PUAOPE016A Manage

PUA12 version 1.0 unit code and title	PUA00 version 8.1 unit code and title	Equivalence	Nature of Relationship
	emergency response		multi-team sector. Equivalent.
PUAOPE009C Navigate in an aquatic environment	PUAOPE009C Navigate in an aquatic environment	E	Unchanged
PUAOPE010C Operate an automated external defibrillator in an emergency	PUAOPE010C Operate an automated external defibrillator in an emergency	E	Unchanged
PUAOPE011B Inspect property and facilities	PUAOPE011B Inspect property and facilities	E	Changes to unit Application
PUAOPE012A Control a Level 1 incident	PUAOPE012A Control a Level 1 incident	E	Unchanged
PUAOPE013A Operate communications systems and equipment	PUAOPE013A Operate communications systems and equipment	E	Unchanged
PUAOPE014A Navigate to an incident	PUAOPE014A Navigate to an incident	E	Unchanged
PUAOPE015A Conduct briefings and debriefings	PUAOPE015A Conduct briefings and debriefings	E	Unchanged
PUAOPE016A Manage a multi-team sector	PUAOPE016A Manage a multi-team sector	E	Unchanged
PUAOPE017A Coordinate resources for a multi-agency incident	PUAOPE017A Coordinate resources for a multi-agency incident	E	Unchanged
PUAOPE018A Control a Level 2 incident	PUAOPE018A Control a Level 2 incident	E	Unchanged
PUAOPE019A Control a Level 3 incident	PUAOPE019A Control a Level 3 incident	E	Unchanged
PUAOPE020A Lead a crew	PUAOPE020A Lead a crew	E	Unchanged
PUAOPE021A Manage information function at an incident	PUAOPE021A Manage information function at an incident	E	Unchanged
PUAOPE022A Manage logistics for a Level 2 incident	PUAOPE022A Manage logistics for a Level 2 incident	E	Unchanged
PUAOPE023A Manage operations for a Level 2	PUAOPE023A Manage operations for a Level 2	E	Unchanged

PUA12 version 1.0 unit code and title	PUA00 version 8.1 unit code and title	Equivalence	Nature of Relationship
incident	incident		
PUAOPE024A Manage operations for a Level 3 incident	PUAOPE024A Manage operations for a Level 3 incident	E	Unchanged
PUAOPE025A Manage planning for a Level 2 incident	PUAOPE025A Manage planning for a Level 2 incident	E	Unchanged
PUAOPE026A Provide strategic safety advice at an incident	PUAOPE026A Provide strategic safety advice at an incident	E	Unchanged
PUAOPE027A Undertake beach safety management activities	PUAOPE027A Undertake beach safety management activities	E	Unchanged
Promote			
PUAPRO001B Promote a learning environment in the workplace	PUAPRO001B Promote a learning environment in the workplace	E	Changes to unit Application
Search and Rescue			
	PUASAR001B Participate in a rescue operation	E	Unit deleted. Content covered by PUASAR022A Participate in a rescue operation. Equivalent.
	PUASAR002B Undertake road accident rescue	E	Unit deleted. Content covered by PUASAR024A Undertake road crash rescue. Equivalent.
	PUASAR003B Undertake technical rescue	E	Unit deleted. Content covered by PUASAR026A Undertake industrial and domestic rescue. Equivalent.
	PUASAR004B Undertake vertical rescue	E	Unit deleted. Content covered by PUASAR032A Undertake vertical rescue. Equivalent.
	PUASAR005B	E	Unit deleted. Content

PUA12 version 1.0 unit code and title	PUA00 version 8.1 unit code and title	Equivalence	Nature of Relationship
	Undertake confined space rescue		covered by PUASAR025A Undertake confined space rescue. Equivalent.
	PUASAR006B Undertake trench rescue	E	Unit deleted. Content covered by PUASAR030A Undertake trench rescue. Equivalent.
	PUASAR007B Undertake structural collapse rescue	E	Unit deleted. Content covered by PUASAR028A Undertake rescue from a partial structural collapse rescue. Equivalent.
	PUASAR008B Search as a member of a land search team	E	Unit deleted. Content covered by PUASAR017A Coordinate resources for a multi-agency incident. Equivalent.
	PUASAR009B Participate in an aquatic rescue operation	E	Unit deleted. Content covered by PUASAR013A Participate in an aquatic rescue operation. Equivalent.
PUASAR011C Search as a member of an aquatic search team	PUASAR011C Search as a member of an aquatic search team	E	Unchanged
PUASAR012C Apply surf awareness and self-rescue skills	PUASAR012C Apply surf awareness and self-rescue skills	E	Unchanged
PUASAR013A Participate in an aquatic rescue operation	PUASAR013A Participate in an aquatic rescue operation	E	Unchanged
PUASAR014A Operate and maintain a small powercraft and motor for rescue operations	PUASAR014A Operate and maintain a small powercraft and motor for rescue operations	E	Unchanged
PUASAR015A Crew	PUASAR015A Crew	E	Unchanged

PUA12 version 1.0 unit code and title	PUA00 version 8.1 unit code and title	Equivalence	Nature of Relationship
small powercraft in a rescue operation	small powercraft in a rescue operation		
PUASAR016A Operate and maintain a personal water craft for rescue operations	PUASAR016A Operate and maintain a personal water craft for rescue operations	E	Unchanged
PUASAR017A Undertake advanced surf rescue	PUASAR017A Undertake advanced surf rescue	E	Unchanged
PUASAR018A Select and maintain canines to be part of a canine search team for USAR incidents	PUASAR018A Select and maintain canines to be part of a canine search team for USAR incidents	E	Unchanged
PUASAR019A Train canines to work in a USAR environment	PUASAR019A Train canines to work in a USAR environment	E	Unchanged
PUASAR020A Develop a canine search team for USAR incidents	PUASAR020A Develop a canine search team for USAR incidents	E	Unchanged
PUASAR021A Search as part of a canine search team at USAR incidents	PUASAR021A Search as part of a canine search team at USAR incidents	E	Unchanged
PUASAR022A Participate in a rescue operation	PUASAR022A Participate in a rescue operation	E	Unchanged
PUASAR023A Participate in an urban search and rescue Category 1	PUASAR023A Participate in an urban search and rescue Category 1	E	Unchanged
PUASAR024A Undertake road crash rescue	PUASAR024A Undertake road crash rescue	E	Unchanged
PUASAR025A Undertake confined space rescue	PUASAR025A Undertake confined space rescue	E	Unchanged
PUASAR026A Undertake industrial and domestic rescue	PUASAR026A Undertake industrial and domestic rescue	E	Unchanged
PUASAR027A	PUASAR027A	E	Unchanged

PUA12 version 1.0 unit code and title	PUA00 version 8.1 unit code and title	Equivalence	Nature of Relationship
Undertake land search rescue	Undertake land search rescue		
PUASAR028A Undertake rescue from a partial structural collapse	PUASAR028A Undertake rescue from a partial structural collapse	E	Unchanged
PUASAR029A Undertake a complex transport rescue	PUASAR029A Undertake a complex transport rescue	E	Unchanged
PUASAR030A Undertake trench rescue	PUASAR030A Undertake trench rescue	E	Unchanged
PUASAR031A Undertake an urban search and rescue Category 2	PUASAR031A Undertake an urban search and rescue Category 2	E	Unchanged
PUASAR032A Undertake vertical rescue	PUASAR032A Undertake vertical rescue	E	Unchanged
PUASAR033 Perform land based swiftwater and floodwater rescue and recovery			New unit
PUASAR034 Undertake swiftwater and floodwater rescue and recovery			New unit
PUASAR035 Develop plans for deployment of a USAR task force			New unit
PUASAR036 Implement and monitor USAR task force plans			New unit
PUASAR037 Review USAR task force plans implemented at an incident			New unit
Teamwork			
PUATEA001B Work in a team	PUATEA001B Work in a team	E	Changes to unit Application
PUATEA002B Work	PUATEA002B Work	E	Changes to unit

PUA12 version 1.0 unit code and title	PUA00 version 8.1 unit code and title	Equivalence	Nature of Relationship
autonomously	autonomously		Application
PUATEA003B Lead, manage and develop teams	PUATEA003B Lead, manage and develop teams	E	Changes to unit Application
PUATEA004D Work effectively in a public safety organisation	PUATEA004D Work effectively in a public safety organisation	E	Unchanged
PUATEA005A Manage own professional performance	PUATEA005A Manage own professional performance	E	Unchanged
Vehicles			
PUAVEH001B Drive vehicles under operational conditions	PUAVEH001B Drive vehicles under operational conditions	E	Changes to unit Application
Workplace Emergency Response			
PUAWER001B Identify, prevent and report potential workplace emergency situations	PUAWER001B Identify, prevent and report potential workplace emergency situations	E	Content reviewed
PUAWER002B Ensure workplace emergency prevention procedures, systems and processes are implemented	PUAWER002B Ensure workplace emergency prevention procedures, systems and processes are implemented	E	Content reviewed
PUAWER003B Manage and monitor workplace emergency procedures, equipment and other resources	PUAWER003B Manage and monitor workplace emergency procedures, equipment and other resources	E	Content reviewed
PUAWER004B Respond to workplace emergencies	PUAWER004B Respond to workplace emergencies	E	Content reviewed
PUAWER005B Operate as part of an emergency control organisation	PUAWER005B Operate as part of an emergency control organisation	E	Content reviewed
PUAWER006B Lead an emergency control organisation	PUAWER006B Lead an emergency control organisation	E	Content reviewed
PUAWER007B Manage	PUAWER007B Manage	E	Content reviewed

PUA12 version 1.0 unit code and title	PUA00 version 8.1 unit code and title	Equivalence	Nature of Relationship
an emergency control organisation	an emergency control organisation		
PUAWER008B Confine small workplace emergencies	PUAWER008B Confine small workplace emergencies	E	Content reviewed
PUAWER009B Participate as a member of a workplace emergency initial response team	PUAWER009B Participate as a member of a workplace emergency initial response team	E	Content reviewed
PUAWER010B Lead a workplace emergency initial response team	PUAWER010B Lead a workplace emergency initial response team	E	Content reviewed
PUAWER011B Manage workplace emergency initial response teams	PUAWER011B Manage workplace emergency initial response teams	E	Content reviewed
FIRE SECTOR			
	PUAFIR310B Operate aerial or specialist appliance		Deleted.
	PUAFIR406B Develop prescribed burning plans		Deleted.
	PUAFIR407B Conduct prescribed burning		Deleted.
	PUAFIR203B Respond to urban fire		Deleted.
	PUAFIR204B Respond to wildfire		Deleted.
	PUAFIR205B Respond to aviation incident (specialist)		Deleted.
	PUAFIR206B Check installed fire safety systems		Deleted.
	PUAFIR207B Operate breathing apparatus open circuit		Deleted.
	PUAFIR208B Participate in community safety		Deleted.

PUA12 version 1.0 unit code and title	PUA00 version 8.1 unit code and title	Equivalence	Nature of Relationship
	activities		
	PUAFIR209B Work safely around aircraft		Deleted.
	PUAFIR212B Rappel from helicopter		Deleted.
	PUAFIR201B Prevent injury		Deleted.
	PUAFIR210B Undertake hover-exit operations from helicopter		Deleted.
	PUAFIR211B Undertake helicopter winch operations		Deleted.
	PUAFIR202B Respond to isolated/remote structure fire		Deleted.
	PUAFIR301B Undertake community safety activities		Deleted.
	PUAFIR302B Suppress urban fire		Deleted.
	PUAFIR303B Suppress wildfire		Deleted.
	PUAFIR304B Respond to marine emergencies		Deleted.
	PUAFIR305B Respond to aviation incidents (general)		Deleted.
	PUAFIR308B Employ personal protection at a hazardous materials incident		Deleted.
	PUAFIR309B Operate pumps		Deleted.
	PUAFIR311B Dispatch rappel personnel and equipment from a helicopter		Deleted.

PUA12 version 1.0 unit code and title	PUA00 version 8.1 unit code and title	Equivalence	Nature of Relationship
	PUAFIR312B Operate aerial ignition equipment in an aircraft		Deleted.
	PUAFIR313B Operate aviation support equipment		Deleted.
	PUAFIR314B Utilise installed fire safety systems		Deleted.
	PUAFIR315B Navigate from an aircraft		Deleted.
	PUAFIR307B Monitor hazardous atmospheres		Deleted.
	PUAFIR306B Render hazardous materials incidents safe		Deleted.
	PUAFIR401B Obtain incident intelligence		Deleted.
	PUAFIR403B Assess building plans		Deleted.
	PUAFIR404B Inspect dangerous goods facilities		Deleted.
	PUAFIR405B Collect, analyse and provide regulatory information		Deleted.
	PUAFIR408B Plan aircraft operations		Deleted.
	PUAFIR409B Develop air attack strategies		Deleted.
	PUAFIR410A Provide safety advice at a rural/land management incident		Deleted.
	PUAFIR411A Provide safety advice at an urban incident		Deleted.
	PUAFIR402B Supervise specialist response to		Deleted.

PUA12 version 1.0 unit code and title	PUA00 version 8.1 unit code and title	Equivalence	Nature of Relationship
	aviation incidents		
	PUAFIR501B Conduct fire investigation and analysis activities		Deleted.
	PUAFIR502B Develop incident control strategies		Deleted.
	PUAFIR503B Coordinate human resource management activities		Deleted.
	PUAFIR504B Assist with formulation and implementation of plans and policies		Deleted.
	PUAFIR505B Administer cost centre's financial resources		Deleted.
	PUAFIR506B Conduct an assessment of a building's performance based design		Deleted.
	PUAFIR507B Inspect building fire safety systems		Deleted.
	PUAFIR509B Implement prevention strategies		Deleted.
	PUAFIR510B Inspect for legislative compliance		Deleted.
	PUAFIR508B Assess and evaluate a facility's fire/incident safety management systems in hazardous materials		Deleted.
	PUAFIR601B Develop and administer agency policy, procedures and practices		Deleted.
	PUAFIR602B Manage the implementation of community safety		Deleted.

PUA12 version 1.0 unit code and title	PUA00 version 8.1 unit code and title	Equivalence	Nature of Relationship
	PUAFIR603A Determine origin and cause of wildfire		Deleted.
	PUAFIR604A Determine origin and cause of structure fire		Deleted.
	PUAFIR605A Determine origin and cause of mobile property fire		Deleted.
	PUAFIR606A Apply principles of combustion and fire dynamics to fire scene investigation		Deleted.
	PUAFIR607A Apply electrical/electronic knowledge to fire investigations		Deleted.
	PUAFIR608A Investigate fatal fires		Deleted.
	PUAFIR609A Collect, record and coordinate the analysis of physical evidence		Deleted.
	PUAFIR610A Manage imaging and electronic data		Deleted.
	PUAFIR611A Process and analyse fire scene data and laboratory results		Deleted.
	PUAFIR612A Undertake post-incident analysis		Deleted.
	PUAPRS20529B Manage marketing requirements		Deleted.
POLICE SECTOR			
Liaison			
	PUALIO001B Assist in relations between police		Deleted

PUA12 version 1.0 unit code and title	PUA00 version 8.1 unit code and title	Equivalence	Nature of Relationship
	and members of an Aboriginal or Torres Strait Islander community		
PUALIO002B Provide local community, cultural and geographic information to other agencies and tourists	PUALIO002B Provide local community, cultural and geographic information to other agencies and tourists	E	Unchanged
	PUALIO003B Promote public safety objectives by liaison between the police service and Aboriginal or Torres Strait Islander communities		Deleted
	PUALIO005B Provide advanced interpreting, conflict resolution and negotiation services in an Aboriginal or Torres Strait Islander community		Deleted
Forensics			
PUAPOLFC002B Maintain a safe forensic working environment	PUAPOLFC002B Maintain a safe forensic working environment	E	Updated required skills
PUAPOLFC003B Detect, record and collect physical evidence	PUAPOLFC003B Detect, record and collect physical evidence	E	Unchanged
PUAPOLFC004B Evaluate and document cases and facilitate analyses	PUAPOLFC004B Evaluate and document cases and facilitate analyses	E	Unchanged
PUAPOLFC005A Prepare and submit forensic documentation	PUAPOLFC005A Prepare and submit forensic documentation	E	Unchanged
PUAPOLFC006B Contribute to and comply with quality systems	PUAPOLFC006B Contribute to and comply with quality systems	E	Unchanged

PUA12 version 1.0 unit code and title	PUA00 version 8.1 unit code and title	Equivalence	Nature of Relationship
PUAPOLFC008B Process and interpret comparative evidence	PUAPOLFC008B Process and interpret comparative evidence	E	Unchanged
	PUAPOLFC009A Develop and maintain forensic discipline expertise		Deleted
	PUAPOLFC010A Evaluate items and conduct laboratory examinations and analyses		Deleted
PUAPOL808 Coordinate multi-discipline forensic investigations	PUAPOLFC012A Coordinate multi-discipline forensic investigations	N	Unit reviewed and significantly redeveloped
	PUAPOLFC013A Conduct complex laboratory analyses or examinations		Deleted
PUAPOLFC022A Prepare and present specialist forensic evidence or opinion	PUAPOLFC022A Prepare and present specialist forensic evidence or opinion	E	Unchanged
PUAPOLFC029A Use and maintain specialist forensic equipment	PUAPOLFC029A Use and maintain specialist forensic equipment	E	Unchanged
General Duties			
PUAPOL014B Manage performance/ behavioural issues	PUAPOL014B Manage performance/ behavioural issues	E	Unchanged
PUAPOL017B Plan and develop strategies to support organisational policy	PUAPOL017B Plan and develop strategies to support organisational policy	E	Unchanged
	PUAPOL018B Control and monitor service delivery		Deleted
PUAPOL020B Develop a business plan	PUAPOL020B Develop a business plan	E	Unchanged

PUA12 version 1.0 unit code and title	PUA00 version 8.1 unit code and title	Equivalence	Nature of Relationship
	PUAPOL021B Identify and evaluate the organisational environment to facilitate service delivery		Deleted
	PUAPOL022B Lead the organisation		Deleted
PUAPOL028B Manage investigation information processes	PUAPOL028B Manage investigation information processes	E	Unchanged
PUAPOL031B Confiscate assets	PUAPOL031B Confiscate assets	E	Unchanged
PUAPOL032B Plan intelligence activities	PUAPOL032B Plan intelligence activities	E	Unchanged
PUAPOL033B Manage intelligence information processes	PUAPOL033B Manage intelligence information processes	E	Unchanged
PUAPOL034B Analyse information	PUAPOL034B Analyse information	E	Unchanged
PUAPOL035B Provide crime prevention advice through environmental design	PUAPOL035B Provide crime prevention advice through environmental design	E	Unchanged
PUAPOL036B Maintain a safe forensic working environment	PUAPOL036B Maintain a safe forensic working environment	E	Unchanged
PUAPOLGD001A Maintain police operational safety	PUAPOLGD001A Maintain police operational safety	E	Unchanged
PUAPOLGD002A Apply policing methods	PUAPOLGD002A Apply policing methods	E	Unchanged
PUAPOLGD003A Undertake initial police investigation	PUAPOLGD003A Undertake initial police investigation	E	Unchanged
PUAPOLGD004A Gather, collate and record police information	PUAPOLGD004A Gather, collate and record police information	E	Unchanged
PUAPOLGD005A Use	PUAPOLGD005A Use	E	Unchanged

PUA12 version 1.0 unit code and title	PUA00 version 8.1 unit code and title	Equivalence	Nature of Relationship
and maintain police operational equipment	and maintain police operational equipment		
PUAPOLGD006A Facilitate effective communication in the policing environment	PUAPOLGD006A Facilitate effective communication in the policing environment	E	Unchanged
PUAPOLGD007A Manage persons in care or custody	PUAPOLGD007A Manage persons in care or custody	E	Unchanged
PUAPOLGD008A Administer legislation to ensure compliance	PUAPOLGD008A Administer legislation to ensure compliance	E	Unchanged
PUAPOLGD009A Manage involvement in the judicial process	PUAPOLGD009A Manage involvement in the judicial process	E	Unchanged
PUAPOLGD010A Perform police administrative duties	PUAPOLGD010A Perform police administrative duties	E	Unchanged
PUAPOLGD011A Manage personal and ethical performance	PUAPOLGD011A Manage personal and ethical performance	E	Unchanged
PUAPOLGD012A Address customer needs	PUAPOLGD012A Address customer needs	E	Unchanged
PUAPOLGD013A Develop productive working relationships	PUAPOLGD013A Develop productive working relationships	E	Unchanged
PUAPOLGD014A Drive police vehicles	PUAPOLGD014A Drive police vehicles	E	Unchanged
PUAPOLGD015A Employ media strategies	PUAPOLGD015A Employ media strategies	E	Unchanged
PUAPOLGD016A Perform inter-jurisdictional police duties	PUAPOLGD016A Perform inter-jurisdictional police duties	E	Unchanged
PUAPOLGD017A Employ protective service methods	PUAPOLGD017A Employ protective service methods	E	Unchanged
PUAPOLGD018A Perform court security	PUAPOLGD018A Perform court security	E	Unchanged

PUA12 version 1.0 unit code and title	PUA00 version 8.1 unit code and title	Equivalence	Nature of Relationship
duties	duties		
Community Policing			
PUAPOLIM001A Assist police with members of a culturally specific community	PUAPOLIM001A Assist police with members of a culturally specific community	E	Unchanged
PUAPOLIM002A Promote public safety objectives by liaison with a culturally specific community	PUAPOLIM002A Promote public safety objectives by liaison with a culturally specific community	E	Unchanged
PUAPOLIM003A Provide interpreting and translating services	PUAPOLIM003A Provide interpreting and translating services	E	Unchanged
PUAPOLIM004A Provide police services in an Aboriginal or Torres Strait Islander community	PUAPOLIM004A Provide police services in an Aboriginal or Torres Strait Islander community	E	Unchanged
PUAPOLIM005A Provide advanced information concerning an Aboriginal or Torres Strait Islander community	PUAPOLIM005A Provide advanced information concerning an Aboriginal or Torres Strait Islander community	E	Unchanged
PUAPOLIM006A Enhance status as a role model in an Aboriginal or Torres Strait Islander community	PUAPOLIM006A Enhance status as a role model in an Aboriginal or Torres Strait Islander community	E	Unchanged
Investigations			
PUAPOLIV001A Manage police investigations	PUAPOLIV001A Manage police investigations	E	Unchanged
PUAPOLIV002A Conduct police investigations	PUAPOLIV002A Conduct police investigations	E	Unchanged
PUAPOLIV003A Manage incident scenes	PUAPOLIV003A Manage incident scenes	E	Unchanged
PUAPOLIV004A	PUAPOLIV004A	E	Unchanged

PUA12 version 1.0 unit code and title	PUA00 version 8.1 unit code and title	Equivalence	Nature of Relationship
Conduct investigative interviews	Conduct investigative interviews		
PUAPOLIV009A Manage physical evidence	PUAPOLIV009A Manage physical evidence	E	Unchanged
PUAPOLIV011A Manage information within specialised policing functions	PUAPOLIV011A Manage information within specialised policing functions	E	Unchanged
Management			
PUAPOLMG004A Manage media requirements	PUAPOLMG004A Manage media requirements	E	Unchanged
PUAPOLMG007A Contribute to policy formulation and revision	PUAPOLMG007A Contribute to policy formulation and revision	E	Unchanged
POLICE SECTOR – not for public access			
Computer			
PUACCI001B Plan a computer related crime operation	PUACCI001B Plan a computer related crime operation	E	Unchanged
PUACCI002B Conduct a preliminary search for electronic data	PUACCI002B Conduct a preliminary search for electronic data	E	Unchanged
PUACCI003B Copy electronic data	PUACCI003B Copy electronic data	E	Unchanged
PUACCI004B Search electronic data	PUACCI004B Search electronic data	E	Unchanged
PUACCI005B Investigate network offences	PUACCI005B Investigate network offences	E	Unchanged
PUACCI006B Build and maintain target computer networks	PUACCI006B Build and maintain target computer networks	E	Unchanged
PUACCI007B Present evidence of computer crime	PUACCI007B Present evidence of computer crime	E	Unchanged
PUACCI008B Build and maintain computer crime	PUACCI008B Build and maintain computer crime	E	Unchanged

PUA12 version 1.0 unit code and title	PUA00 version 8.1 unit code and title	Equivalence	Nature of Relationship
networks	networks		
Electronic surveillance			
PUAESU001B Plan an electronic surveillance operation	PUAESU001B Plan an electronic surveillance operation	E	Unchanged
PUAESU002B Execute an electronic surveillance operation	PUAESU002B Execute an electronic surveillance operation	E	Unchanged
PUAESU003B Set up monitoring equipment	PUAESU003B Set up monitoring equipment	E	Unchanged
PUAESU004B Maintain installations	PUAESU004B Maintain installations	E	Unchanged
PUAESU005B Prepare and present evidence	PUAESU005B Prepare and present evidence	E	Unchanged
General duties			
PUAPOL601 Apply core science within a forensic environment and-or investigations			New unit
PUAPOL801 Develop and appraise complex documents			New unit
PUAPOL802 Develop and review a business plan			New unit
PUAPOL803 Lead an emergency response			New unit
PUAPOL804 Manage an internal compliance audit and review within policing			New unit
PUAPOL805 Manage the human resource function of a local police work area			New unit
PUAPOL806 Apply specialised forensic science techniques			New unit

PUA12 version 1.0 unit code and title	PUA00 version 8.1 unit code and title	Equivalence	Nature of Relationship
PUAPOL807 Conduct serious forensic crime and incident scene investigation			New unit
PUAPOL808 Coordinate multi-discipline forensic investigations	PUAPOLFC012A Coordinate multi-discipline forensic investigations	N	New unit. Replaces PUAPOLFC012A. Not equivalent.
PUAPOL809 Develop forensic crime scene expertise			New unit
PUAPOL810 Apply fingerprint comparison and identification methodology			New unit
PUAPOL811 Determine and apply advanced fingerprint detection techniques			New unit
PUAPOL812 Develop fingerprint expertise			New unit
PUAPOL813 Operate the National Automated Fingerprint Identification System			New unit
PUAPOL814 Perform fingerprinting of deceased persons			New unit
Dog handling			
PUAPOLDH001A Care for police dog	PUAPOLDH001A Care for police dog	E	Unchanged
PUAPOLDH002A Manage proficiency of a police dog	PUAPOLDH002A Manage proficiency of a police dog	E	Unchanged
PUAPOLDH003A Deploy a general purpose police dog	PUAPOLDH003A Deploy a general purpose police dog	E	Unchanged
PUAPOLDH004A Manage police dog tracking	PUAPOLDH004A Manage police dog tracking	E	Unchanged

PUA12 version 1.0 unit code and title	PUA00 version 8.1 unit code and title	Equivalence	Nature of Relationship
PUAPOLDH005A Manage police dog criminal apprehension	PUAPOLDH005A Manage police dog criminal apprehension	E	Unchanged
PUAPOLDH006A Manage police dog for person and property searching	PUAPOLDH006A Manage police dog for person and property searching	E	Unchanged
PUAPOLDH007A Maintain police dog obedience and agility	PUAPOLDH007A Maintain police dog obedience and agility	E	Unchanged
PUAPOLDH008A Deploy a specific odour police dog	PUAPOLDH008A Deploy a specific odour police dog	E	Unchanged
PUAPOLDH009A Manage police dog for specific odour searching	PUAPOLDH009A Manage police dog for specific odour searching	E	Unchanged
Disaster victim			
PUAPOLDV001A Maintain occupational health, safety and welfare in a disaster victim identification response	PUAPOLDV001A Maintain occupational health, safety and welfare in a disaster victim identification response	E	Unchanged
PUAPOLDV002A Conduct disaster victim identification scene activities	PUAPOLDV002A Conduct disaster victim identification scene activities	E	Unchanged
PUAPOLDV003A Conduct disaster victim identification post mortem activities	PUAPOLDV003A Conduct disaster victim identification post mortem activities	E	Unchanged
PUAPOLDV004A Conduct disaster victim identification ante mortem activities	PUAPOLDV004A Conduct disaster victim identification ante mortem activities	E	Unchanged
PUAPOLDV005A Conduct disaster victim identification reconciliation activities	PUAPOLDV005A Conduct disaster victim identification reconciliation activities	E	Unchanged
PUAPOLDV006A	PUAPOLDV006A	E	Unchanged

PUA12 version 1.0 unit code and title	PUA00 version 8.1 unit code and title	Equivalence	Nature of Relationship
Manage occupational health, safety and welfare in a disaster victim identification response	Manage occupational health, safety and welfare in a disaster victim identification response		
PUAPOLDV007A Coordinate disaster victim identification scene activities	PUAPOLDV007A Coordinate disaster victim identification scene activities	E	Unchanged
PUAPOLDV008A Coordinate disaster victim identification post mortem activities	PUAPOLDV008A Coordinate disaster victim identification post mortem activities	E	Unchanged
PUAPOLDV009A Coordinate disaster victim identification ante mortem activities	PUAPOLDV009A Coordinate disaster victim identification ante mortem activities	E	Unchanged
PUAPOLDV010A Coordinate disaster victim identification reconciliation activities	PUAPOLDV010A Coordinate disaster victim identification reconciliation activities	E	Unchanged
PUAPOLDV011A Command disaster victim identification incidents	PUAPOLDV011A Command disaster victim identification incidents	E	Unchanged
Forensics			
PUAPOLFC014A Conduct investigations at a bomb/explosion scene	PUAPOLFC014A Conduct investigations at a bomb/explosion scene	E	Unchanged
PUAPOLFC015A Undertake analyses and examination of firearms and ammunition	PUAPOLFC015A Undertake analyses and examination of firearms and ammunition	E	Unchanged
PUAPOLFC016A Restore serial numbers to firearms, parts and accessories	PUAPOLFC016A Restore serial numbers to firearms, parts and accessories	E	Unchanged
PUAPOLFC017A Examine ammunition components using the	PUAPOLFC017A Examine ammunition components using the	E	Unchanged

PUA12 version 1.0 unit code and title	PUA00 version 8.1 unit code and title	Equivalence	Nature of Relationship
comparison microscope	comparison microscope		
PUAPOLFC018A Reconstruct shooting scenes	PUAPOLFC018A Reconstruct shooting scenes	E	Unchanged
PUAPOLFC019A Assemble and disassemble ammunition	PUAPOLFC019A Assemble and disassemble ammunition	E	Unchanged
PUAPOLFC020A Undertake firearm related tests	PUAPOLFC020A Undertake firearm related tests	E	Unchanged
PUAPOLFC021A Interpret gunshot wounds	PUAPOLFC021A Interpret gunshot wounds	E	Unchanged
PUAPOLFC023A Communicate in a forensic science environment	PUAPOLFC023A Communicate in a forensic science environment	E	Unchanged
PUAPOLFC024A Record incident scene and evidence	PUAPOLFC024A Record incident scene and evidence	E	Unchanged
PUAPOLFC025A Coordinate forensic evidence analysis	PUAPOLFC025A Coordinate forensic evidence analysis	E	Unchanged
PUAPOLFC026A Apply forensic case management systems	PUAPOLFC026A Apply forensic case management systems	E	Unchanged
PUAPOLFC028A Examine forensic scenes	PUAPOLFC028A Examine forensic scenes	E	Unchanged
PUAPOLFC030A Manage complex forensic investigations	PUAPOLFC030A Manage complex forensic investigations	E	Unchanged
Hazardous devices			
PUAPOLHD001A Manage information relating to reported improvised hazardous device incidents	PUAPOLHD001A Manage information relating to reported improvised hazardous device incidents	E	Unchanged
PUAPOLHD002A Use and maintain specialist	PUAPOLHD002A Use and maintain specialist	E	Unchanged

PUA12 version 1.0 unit code and title	PUA00 version 8.1 unit code and title	Equivalence	Nature of Relationship
equipment	equipment		
PUAPOLHD003A Manage an improvised hazardous device incident	PUAPOLHD003A Manage an improvised hazardous device incident	E	Unchanged
PUAPOLHD004A Manage post incident improvised hazardous device information requirements	PUAPOLHD004A Manage post incident improvised hazardous device information requirements	E	Unchanged
PUAPOLHD005A Search for an improvised hazardous device	PUAPOLHD005A Search for an improvised hazardous device	E	Unchanged
PUAPOLHD006A Maintain occupational health, safety and welfare at an improvised hazardous device incident	PUAPOLHD006A Maintain occupational health, safety and welfare at an improvised hazardous device incident	E	Unchanged
PUAPOLHD007A Manage evidence at an improvised hazardous device incident	PUAPOLHD007A Manage evidence at an improvised hazardous device incident	E	Unchanged
PUAPOLHD008A Conduct render-safe procedures for improvised hazardous devices	PUAPOLHD008A Conduct render-safe procedures for improvised hazardous devices	E	Unchanged
PUAPOLHD009A Respond to a chemical, biological or radiological improvised hazardous device incident	PUAPOLHD009A Respond to a chemical, biological or radiological improvised hazardous device incident	E	Unchanged
Human source			
PUAPOLHS001A Control a human source	PUAPOLHS001A Control a human source	E	Unchanged
PUAPOLHS002A Negotiate in a human source environment	PUAPOLHS002A Negotiate in a human source environment	E	Unchanged
PUAPOLHS003A	PUAPOLHS003A	E	Unchanged

PUA12 version 1.0 unit code and title	PUA00 version 8.1 unit code and title	Equivalence	Nature of Relationship
Communicate in a human source environment	Communicate in a human source environment		
PUAPOLHS004A Maintain operational security for human sources	PUAPOLHS004A Maintain operational security for human sources	E	Unchanged
PUAPOLHS005A Use specialised technical equipment in a human source environment	PUAPOLHS005A Use specialised technical equipment in a human source environment	E	Unchanged
Intelligence			
PUAPOLIN001A Assess threat and report risk	PUAPOLIN001A Assess threat and report risk	E	Unchanged
PUAPOLIN002A Produce and manage documents within an intelligence environment	PUAPOLIN002A Produce and manage documents within an intelligence environment	E	Unchanged
PUAPOLIN003A Produce and review standard intelligence products	PUAPOLIN003A Produce and review standard intelligence products	E	Unchanged
PUAPOLIN004A Manage classified intelligence briefing or presentation	PUAPOLIN004A Manage classified intelligence briefing or presentation	E	Unchanged
PUAPOLIN005A Provide intelligence support to an operational response	PUAPOLIN005A Provide intelligence support to an operational response	E	Unchanged
PUAPOLIN006A Design, develop and review customised intelligence products	PUAPOLIN006A Design, develop and review customised intelligence products	E	Unchanged
Investigations			
PUAPOLIV005A Coordinate multi-agency investigations	PUAPOLIV005A Coordinate multi-agency investigations	E	Unchanged
PUAPOLIV006A Lead major crime	PUAPOLIV006A Lead major crime	E	Unchanged

PUA12 version 1.0 unit code and title	PUA00 version 8.1 unit code and title	Equivalence	Nature of Relationship
investigations	investigations		
PUAPOLIV007A Lead a major investigation review	PUAPOLIV007A Lead a major investigation review	E	Unchanged
PUAPOLIV008A Lead crime reduction and/or prevention strategies	PUAPOLIV008A Lead crime reduction and/or prevention strategies	E	Unchanged
PUAPOLIV010A Conduct criminal legal research within a policing context	PUAPOLIV010A Conduct criminal legal research within a policing context	E	Unchanged
Management			
PUAPOLMG001A Supervise police operations	PUAPOLMG001A Supervise police operations	E	Unchanged
PUAPOLMG002A Supervise police response	PUAPOLMG002A Supervise police response	E	Unchanged
PUAPOLMG003A Manage risk in a policing environment	PUAPOLMG003A Manage risk in a policing environment	E	Unchanged
PUAPOLMG005A Promote workplace diversity	PUAPOLMG005A Promote workplace diversity	E	Unchanged
PUAPOLMG006A Plan and organise work unit plans	PUAPOLMG006A Plan and organise work unit plans	E	Unchanged
PUAPOLMG008A Manage working relationships	PUAPOLMG008A Manage working relationships	E	Unchanged
Mounted policing			
PUAPOLMP001A Apply first aid for police horses	PUAPOLMP001A Apply first aid for police horses	E	Unchanged
PUAPOLMP002A Care for police horses	PUAPOLMP002A Care for police horses	E	Unchanged
PUAPOLMP003A Assess conformation and movement of police	PUAPOLMP003A Assess conformation and movement of police	E	Unchanged

PUA12 version 1.0 unit code and title	PUA00 version 8.1 unit code and title	Equivalence	Nature of Relationship
horses	horses		
PUAPOLMP004A Handle police horses safely	PUAPOLMP004A Handle police horses safely	E	Unchanged
PUAPOLMP005A Maintain health and safety of police horses	PUAPOLMP005A Maintain health and safety of police horses	E	Unchanged
PUAPOLMP006A Prepare and transport police horses	PUAPOLMP006A Prepare and transport police horses	E	Unchanged
PUAPOLMP007A Ride and exercise police horses in training	PUAPOLMP007A Ride and exercise police horses in training	E	Unchanged
PUAPOLMP008A Perform mounted police flat riding skills	PUAPOLMP008A Perform mounted police flat riding skills	E	Unchanged
PUAPOLMP009A Perform mounted police jumping skills	PUAPOLMP009A Perform mounted police jumping skills	E	Unchanged
PUAPOLMP010A Perform mounted police crowd management duties	PUAPOLMP010A Perform mounted police crowd management duties	E	Unchanged
PUAPOLMP011A Perform mounted police ceremonial duties	PUAPOLMP011A Perform mounted police ceremonial duties	E	Unchanged
PUAPOLMP012A Perform mounted drill	PUAPOLMP012A Perform mounted drill	E	Unchanged
PUAPOLMP013A Perform mounted police operational patrol duties	PUAPOLMP013A Perform mounted police operational patrol duties	E	Unchanged
PUAPOLMP014A Demonstrate horse riding skills for police duties in tracked or wilderness areas	PUAPOLMP014A Demonstrate horse riding skills for police duties in tracked or wilderness areas	E	Unchanged
PUAPOLMP015A Perform mounted police cross country skills	PUAPOLMP015A Perform mounted police cross country skills	E	Unchanged

PUA12 version 1.0 unit code and title	PUA00 version 8.1 unit code and title	Equivalence	Nature of Relationship
PUAPOLMP016A Perform mounted police vaulting skills	PUAPOLMP016A Perform mounted police vaulting skills	E	Unchanged
Negotiations			
PUAPOLNG001A Use and maintain specialised equipment to support police response	PUAPOLNG001A Use and maintain specialised equipment to support police response	E	Unchanged
PUAPOLNG002A Perform negotiations	PUAPOLNG002A Perform negotiations	E	Unchanged
PUAPOLNG003A Manage teamwork at significant events	PUAPOLNG003A Manage teamwork at significant events	E	Unchanged
PUAPOLNG004A Use communication, counselling and de-escalation techniques	PUAPOLNG004A Use communication, counselling and de-escalation techniques	E	Unchanged
Personal protection			
PUAPOLPP001A Perform close personal protection duties	PUAPOLPP001A Perform close personal protection duties	E	Unchanged
PUAPOLPP002A Plan a close personal protection operation	PUAPOLPP002A Plan a close personal protection operation	E	Unchanged
PUAPOLPP003A Manage a close personal protection operation	PUAPOLPP003A Manage a close personal protection operation	E	Unchanged
PUAPOLPP004A Drive close personal protection vehicles	PUAPOLPP004A Drive close personal protection vehicles	E	Unchanged
Police prosecution			
PUAPOLPR001A Utilise the Rules of Evidence	PUAPOLPR001A Utilise the Rules of Evidence	E	Unchanged
PUAPOLPR002A Conduct legal research	PUAPOLPR002A Conduct legal research	E	Unchanged
PUAPOLPR003A Conduct a pre hearing mention	PUAPOLPR003A Conduct a pre hearing mention	E	Unchanged

PUA12 version 1.0 unit code and title	PUA00 version 8.1 unit code and title	Equivalence	Nature of Relationship
PUAPOLPR004A Conduct mention duties	PUAPOLPR004A Conduct mention duties	E	Unchanged
PUAPOLPR005A Manage effective customer service in a police prosecutor's environment	PUAPOLPR005A Manage effective customer service in a police prosecutor's environment	E	Unchanged
PUAPOLPR006A Conduct a hearing	PUAPOLPR006A Conduct a hearing	E	Unchanged
Surveillance			
PUAPOLSU001A Plan a surveillance operation	PUAPOLSU001A Plan a surveillance operation	E	Unchanged
PUAPOLSU002A Communicate in a surveillance environment	PUAPOLSU002A Communicate in a surveillance environment	E	Unchanged
PUAPOLSU003A Perform foot surveillance	PUAPOLSU003A Perform foot surveillance	E	Unchanged
PUAPOLSU004A Perform mobile surveillance	PUAPOLSU004A Perform mobile surveillance	E	Unchanged
PUAPOLSU005A Take covert surveillance images	PUAPOLSU005A Take covert surveillance images	E	Unchanged
PUAPOLSU006A Perform static surveillance	PUAPOLSU006A Perform static surveillance	E	Unchanged
PUAPOLSU007A Maintain operational security in a covert environment	PUAPOLSU007A Maintain operational security in a covert environment	E	Unchanged
PUAPOLSU008A Perform covert surveillance utilising camouflage and concealment	PUAPOLSU008A Perform covert surveillance utilising camouflage and concealment	E	Unchanged
PUAPOLSU009A Utilise electronic tracking systems	PUAPOLSU009A Utilise electronic tracking systems	E	Unchanged

PUA12 version 1.0 unit code and title	PUA00 version 8.1 unit code and title	Equivalence	Nature of Relationship
Air surveillance			
PUAPOLTF001A Perform crew cockpit duties	PUAPOLTF001A Perform crew cockpit duties	E	Unchanged
PUAPOLTF002B Conduct search and rescue operations using aircraft	PUAPOLTF002B Conduct search and rescue operations using aircraft	E	Unchanged
PUAPOLTF003B Conduct winching and rappelling operations	PUAPOLTF003B Conduct winching and rappelling operations	E	Unchanged
PUAPOLTF004A Collect, prepare and present surveillance intelligence and evidence	PUAPOLTF004A Collect, prepare and present surveillance intelligence and evidence	E	Unchanged
PUAPOLTF005A Take covert surveillance images	PUAPOLTF005A Take covert surveillance images	E	Unchanged
Undercover			
PUAPOLUC001A Develop and maintain cover stories	PUAPOLUC001A Develop and maintain cover stories	E	Unchanged
PUAPOLUC002A Perform undercover negotiations	PUAPOLUC002A Perform undercover negotiations	E	Unchanged
PUAPOLUC003A Use undercover policing technical and specialised equipment	PUAPOLUC003A Use undercover policing technical and specialised equipment	E	Unchanged
PUAPOLUC004A Manage human sources	PUAPOLUC004A Manage human sources	E	Unchanged
PUAPOLUC005A Deal in a commodity	PUAPOLUC005A Deal in a commodity	E	Unchanged
PUAPOLUC006A Communicate in an undercover operation environment	PUAPOLUC006A Communicate in an undercover operation environment	E	Unchanged
PUAPOLUC007A	PUAPOLUC007A	E	Unchanged

PUA12 version 1.0 unit code and title	PUA00 version 8.1 unit code and title	Equivalence	Nature of Relationship
Prepare reports relating to undercover operations	Prepare reports relating to undercover operations		
PUAPOLUC008A Supervise undercover operatives	PUAPOLUC008A Supervise undercover operatives	E	Unchanged
PUAPOLUC009A Plan an undercover operation	PUAPOLUC009A Plan an undercover operation	E	Unchanged
Witness Protection			
PUAPOLWP001A Plan a protection operation	PUAPOLWP001A Plan a protection operation	E	Unchanged
PUAPOLWP002A Manage a protection operation	PUAPOLWP002A Manage a protection operation	E	Unchanged
PUAPOLWP003A Perform witness protection duties	PUAPOLWP003A Perform witness protection duties	E	Unchanged
SES SECTOR			
PUASES008A Undertake storm and water damage operations	PUASES008A Undertake storm and water damage operations	E	Unchanged
PUASES009A Undertake inland floodboat operations	PUASES009A Undertake inland floodboat operations	E	Unchanged
PUASES010A Plan, activate and maintain a communications network	PUASES010A Plan, activate and maintain a communications network	E	Unchanged
PUASES011A Manage emergency operations	PUASES011A Manage emergency operations	E	Unchanged
PUASES012A Work as a team member in an emergency operations centre	PUASES012A Work as a team member in an emergency operations centre	E	Unchanged
PUASES013A Undertake storm and water damage operations performed at heights	PUASES013A Undertake storm and water damage operations performed at heights	E	Unchanged
PUASES014A Apply flood and fast moving water safety techniques	PUASES014A Apply flood and fast moving water safety techniques	E	Unchanged

PUA12 version 1.0 unit code and title	PUA00 version 8.1 unit code and title	Equivalence	Nature of Relationship
PUASES015A Operate over-snow vehicle	PUASES015A Operate over-snow vehicle	E	Unchanged
PUASES016A Apply snowcraft skills when performing search operations	PUASES016A Apply snowcraft skills when performing search operations	E	Unchanged

Overview

What is a Training Package?

A Training Package is an integrated set of nationally endorsed competency standards, assessment guidelines and Australian Qualifications Framework (AQF) qualifications for a specific industry, industry sector or enterprise.

Each Training Package:

- provides a consistent and reliable set of components for training, recognising and assessing peoples skills, and may also have optional support materials
- enables nationally recognised qualifications to be awarded through direct assessment of workplace competencies
- encourages the development and delivery of flexible training which suits individual and industry requirements
- encourages learning and assessment in a work-related environment which leads to verifiable workplace outcomes.

How do Training Packages fit within the National Skills Framework?

The National Skills Framework applies nationally, is endorsed by the Ministerial Council for Vocational and Technical Education, and comprises the Australian Quality Training Framework 2010 (AQTF 2010), and Training Packages endorsed by the National Quality Council (NQC).

How are Training Packages developed?

Training Packages are developed by Industry Skills Councils or enterprises to meet the identified training needs of specific industries or industry sectors. To gain national endorsement of Training Packages, developers must provide evidence of extensive research, consultation and support within the industry area or enterprise.

How do Training Packages encourage flexibility?

Training Packages describe the skills and knowledge needed to perform effectively in the workplace without prescribing how people should be trained.

Training Packages acknowledge that people can achieve vocational competency in many ways by emphasising what the learner can do, not how or where they learned to do it. For example, some experienced workers might be able to demonstrate competency against the units of competency, and even gain a qualification, without completing a formal training program.

With Training Packages, assessment and training may be conducted at the workplace, off-the-job, at a training organisation, during regular work, or through work experience, work placement, work simulation or any combination of these.

Who can deliver and assess using Training Packages?

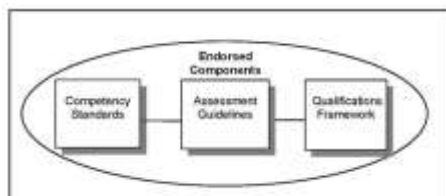
Training and assessment using Training Packages must be conducted by a Registered Training Organisation (RTO) that has the qualifications or specific units of competency on its scope of registration, or that works in partnership with another RTO, as specified in the AQTF 2010.

Training Package Components

Training Packages are made up of mandatory components endorsed by the NQC, and optional support materials.

Training Package Endorsed Components

The nationally endorsed components include the Competency Standards, Assessment Guidelines and Qualifications Framework. These form the basis of training and assessment in the Training Package and, as such, they must be used.



Competency Standards

Each unit of competency identifies a discrete workplace requirement and includes the knowledge and skills that underpin competency as well as language, literacy and numeracy; and occupational health and safety requirements. The units of competency must be adhered to in training and assessment to ensure consistency of outcomes.

Assessment Guidelines

The Assessment Guidelines provide an industry framework to ensure all assessments meet industry needs and nationally agreed standards as expressed in the Training Package and the AQTF 2010. The Assessment Guidelines must be followed to ensure the integrity of assessment leading to nationally recognised qualifications.


Qualifications Framework

Each Training Package provides details of those units of competency that must be achieved to award AQF qualifications. The rules around which units of competency can be combined to make up a valid AQF qualification in the Training Package are referred to as the 'packaging rules'. The packaging rules must be followed to ensure the integrity of nationally recognised qualifications issued.

Training Package Support Materials

The endorsed components of Training Packages are complemented and supported by optional support materials that provide for choice in the design of training and assessment to meet the needs of industry and learners.

Training Package support materials can relate to single or multiple units of competency, an industry sector, a qualification or the whole Training Package. They tend to fall into one or more of the categories illustrated below.



Training Package support materials are produced by a range of stakeholders such as RTOs, individual trainers and assessors, private and commercial developers and Government agencies.

Training Package, Qualification and Unit of Competency Codes

There are agreed conventions for the national codes used for Training Packages and their components. Always use the correct codes, exactly as they appear in the Training Package, **and with the code always before the title.**

Training Package Codes

Each Training Package has a unique five-character national code assigned when the Training Package is endorsed, for example XYZ08. The first three characters are letters identifying the Training Package industry coverage and the last two characters are numbers identifying the year of endorsement.

Qualification Codes

Within each Training Package, each qualification has a unique eight-character code, for example XYZ10108. Qualification codes are developed as follows:

- the first three letters identify the Training Package;
- the first number identifies the qualification level (noting that, in the qualification titles themselves, arabic numbers are **not** used);
- the next two numbers identify the position in the sequence of the qualification at that level; and
- the last two numbers identify the year in which the qualification was endorsed. (Where qualifications are added after the initial Training Package endorsement, the last two numbers may differ from other Training Package qualifications as they identify the year in which those particular qualifications were endorsed.)

Unit of Competency Codes

Within each Training Package, each unit of competency has a unique code. Unit of competency codes are assigned when the Training Package is endorsed, or when new units of competency are added to an existing endorsed Training Package. Unit codes are developed as follows:

- a typical code is made up of 12 characters, normally a mixture of uppercase letters and numbers, as in PUAEMR014A;

- the first three characters signify the Training Package – PUA12 Public Safety Training Package – in the above example and up to eight characters, relating to an industry sector, function or skill area, follow;
- the last character is always a letter and identifies the unit of competency version. An ‘A’ at the end of the code indicates that this is the original unit of competency. ‘B’, or another incremented version identifier means that minor changes have been made. Typically this would mean that wording has changed in the range statement or evidence guide, providing clearer intent; and
- where changes are made that alter the outcome, a new code is assigned and the title is changed.

Training Package, Qualification and Unit of Competency Titles

There are agreed conventions for titling Training Packages and their components. Always use the correct titles, exactly as they appear in the Training Package, and with the code always placed before the title.

Training Package Titles

The title of each endorsed Training Package is unique and relates the Training Packages broad industry coverage.

Qualification Titles

The title of each endorsed Training Package qualification is unique. Qualification titles use the following sequence:

- first, the qualification is identified as either Certificate I, Certificate II, Certificate III, Certificate IV, Diploma, Advanced Diploma, Vocational Graduate Certificate, or Vocational Graduate Diploma;
- this is followed by the words ‘in’ for Certificates I to IV, and ‘of’ for Diploma, Advanced Diploma, Vocational Graduate Certificate and Vocational Graduate Diploma;
- then, the industry descriptor, for example Telecommunications; and
- then, if applicable, the occupational or functional stream in brackets, for example (Computer Systems).

For example: PUA21012 Certificate II in Public Safety (Aquatic Rescue)

Unit of Competency Titles

Each unit of competency title is unique. Unit of competency titles describe the competency outcome concisely, and are written in sentence case.

For example:PUAOHS002B Maintain safety at an incident scene.

Introduction to the PUA12 Public Safety Training Package

Public Safety Industry

The Public Safety Industry comprises Police, State and Territory Emergency Services, Aquatic Search and Rescue, and Emergency Management sectors. The Public Safety Training Package provides units of competency and qualifications, which cover approximately 506,000 workers, paid and volunteer, managed by State/Territory and Commonwealth departments.

The organisations that comprise these sectors undertake functions that are determined by State/Territory and Commonwealth legislation and policy frameworks. The functions of the various services are not always consistent nationally.

The roles and functions of Public Safety workers, in relation to emergency response capacities, fall into four main categories:

- Prevention/mitigation
- Preparation
- Response
- Recovery.

Additionally, the role and functions of Police are to:

- maintain public order and safety
- enforce the law
- prevent crime, public disorder and emergency incidents
- assist the community.

To varying extents, all Public Safety workers undertake duties in relation to these categories. The mix and level of such functions will depend on the type of agency and the nature of the positions within agencies.

Public Safety Emergency Response Agencies direct a considerable proportion of training effort to ‘preparation’ for events/incidents that most people hope will never occur. When these event/incidents do occur, the response is both time critical and potentially life threatening to both Public Safety workers and members of the public.

PUA12 Public Safety Training Package

The Public Safety Training Package specifies nationally endorsed units of competency, qualifications frameworks and assessment guidelines required to perform effectively in the workplace for the following sectors:

- Australian Police Forces
- State/Territory Emergency Services
- Aquatic Search and Rescue
- Emergency Management

The public safety competencies are divided into three functional areas. The Industry Wide component reflects units of competency common to all sectors and covers common operations such as communication, emergency procedures, judicial compliance, management, occupational health and safety, teamwork, emergency management, and search and rescue activities. The Industry Wide units of competency form a strong link across the sectors.

The remaining two functional areas specifically focus on the activities of Police and State and Territory Emergency Service. These units are distinctive in operation and provide for varying contexts.

Relevant units of competency have been imported from existing endorsed Training Packages into PUA12 Public Safety Training Package qualifications.

Consultative Process

Each sector works with GSA to ensure a rigorous consultative process that includes all key stakeholders and interested parties.

The Police Sector also involved representatives from New Zealand in the consultation process.

The Government Skills Australia (GSA) Public Safety Industry Advisory Committee (IAC) has been the major conduit for the development of Version 1 of the PUA12 Public Safety Training Package.

GSA Public Safety IAC Representatives

The actual representatives of Public Safety IAC have changed over the life of the PUA00 Training Package. At the time of submission of the PUA12 Training Package, the membership was:

Mr Brendan Angwin, United Firefighters Union of Australia

Mr Mark Burgess, Police Federation of Australia

Mr Peter George, Surf Life Saving Australia (observer status)

Dr Brian Jardine, Community and Public Sector Union

Ms Margot Kropinski-Myers, Department of Defence

Ms Sandra Lunardi, Australasian Fire and Emergency Service Authorities Council

Mr Dave Owen, Australian Council of State Emergency Service

Mr Larry Proud, Australia New Zealand Policing Advisory Agency

Mr Ken Railton, Defence Force Welfare Association

Removal of Fire Sector material

On the 1st of June 2012 it was decided to remove the Fire Sector Material from the PUA12 submission to NSSC, to allow the passage of the new Training Package. This was in response to concerns raised by stakeholders in relation to the Fire Sector material.

The non-Fire Sectors represented on the GSA Public Safety Industry Advisory Committee required the submission of non-Fire Sector material to continue to meet industry demand, and for the PUA12 Training Package to be considered by NSSC on 14th of June. The Fire Sector representatives agreed to the removal and committed to resolving concerns quickly and reincorporating Fire Sector Material in Version 2 of PUA12. This approach was made based on the fact that the existing Fire Sector material from PUA00 would be available for use for 12 months from 14th June endorsement of PUA12.

Qualifications Framework

The Australian Qualifications Framework

What is the Australian Qualifications Framework?

A brief overview of the Australian Qualifications Framework (AQF) follows. For a full explanation of the AQF, see the *AQF Implementation Handbook*.

http://www.aqf.edu.au/Portals/0/Documents/Handbook/AQF_Handbook_07.pdf

The AQF provides a comprehensive, nationally consistent framework for all qualifications in post-compulsory education and training in Australia. In the vocational education and training (VET) sector it assists national consistency for all trainees, learners, employers and providers by enabling national recognition of qualifications and Statements of Attainment.

Training Package qualifications in the VET sector must comply with the titles and guidelines of the AQF. Endorsed Training Packages provide a unique title for each AQF qualification which must always be reproduced accurately.

Qualifications

Training Packages can incorporate the following eight AQF qualifications.

- Certificate I in ...
- Certificate II in ...
- Certificate III in ...
- Certificate IV in ...
- Diploma of ...
- Advanced Diploma of ...
- Vocational Graduate Certificate of ...
- Vocational Graduate Diploma of ...

On completion of the requirements defined in the Training Package, a Registered Training Organisation (RTO) may issue a nationally recognised AQF qualification. Issuance of AQF qualifications must comply with the advice provided in the *AQF Implementation Handbook* and the AQTF 2010 *Essential Standards for Initial and Continuing Registration*.

Statement of Attainment

A Statement of Attainment is issued by a Registered Training Organisation when an individual has completed one or more units of competency from nationally recognised qualification(s)/courses(s). Issuance of Statements of Attainment must comply with the advice provided in the current *AQF Implementation Handbook* and the AQTF 2010 *Essential Standards for Initial and Continuing Registration*.

Under the AQTF 2010, RTOs must recognise the achievement of competencies as recorded on a qualification or Statement of Attainment issued by other RTOs. Given this, recognised competencies can progressively build towards a full AQF qualification.

AQF Guidelines and Learning Outcomes

The *AQF Implementation Handbook* provides a comprehensive guideline for each AQF qualification. A summary of the learning outcome characteristics and their distinguishing features for each VET related AQF qualification is provided below.

Certificate I

Characteristics of Learning Outcomes

Breadth, depth and complexity of knowledge and skills would prepare a person to perform a defined range of activities most of which may be routine and predictable.

Applications may include a variety of employment related skills including preparatory access and participation skills, broad-based induction skills and/or specific workplace skills. They may also include participation in a team or work group.

Distinguishing Features of Learning Outcomes

Do the competencies enable an individual with this qualification to:

- demonstrate knowledge by recall in a narrow range of areas;
- demonstrate basic practical skills, such as the use of relevant tools;
- perform a sequence of routine tasks given clear direction
- receive and pass on messages/information.

Certificate II

Characteristics of Learning Outcomes

Breadth, depth and complexity of knowledge and skills would prepare a person to perform in a range of varied activities or knowledge application where there is a clearly defined range of contexts in which the choice of actions required is usually clear and there is limited complexity in the range of operations to be applied.

Performance of a prescribed range of functions involving known routines and procedures and some accountability for the quality of outcomes.

Applications may include some complex or non-routine activities involving individual responsibility or autonomy and/or collaboration with others as part of a group or team.

Distinguishing Features of Learning Outcomes

Do the competencies enable an individual with this qualification to:

- demonstrate basic operational knowledge in a moderate range of areas;
- apply a defined range of skills;
- apply known solutions to a limited range of predictable problems;
- perform a range of tasks where choice between a limited range of options is required;
- assess and record information from varied sources;
- take limited responsibility for own outputs in work and learning.

Certificate III

Characteristics of Learning Outcomes

Breadth, depth and complexity of knowledge and competencies would cover selecting, adapting and transferring skills and knowledge to new environments and providing technical advice and some leadership in resolution of specified problems. This would be applied across a range of roles in a variety of contexts with some complexity in the extent and choice of options available.

Performance of a defined range of skilled operations, usually within a range of broader related activities involving known routines, methods and procedures, where some discretion and judgement is required in the selection of equipment, services or contingency measures and within known time constraints.

Applications may involve some responsibility for others. Participation in teams including group or team co-ordination may be involved.

Distinguishing Features of Learning Outcomes

Do the competencies enable an individual with this qualification to:

- demonstrate some relevant theoretical knowledge
- apply a range of well-developed skills
- apply known solutions to a variety of predictable problems
- perform processes that require a range of well-developed skills where some discretion and judgement is required
- interpret available information, using discretion and judgement
- take responsibility for own outputs in work and learning
- take limited responsibility for the output of others.

Certificate IV

Characteristics of Learning Outcomes

Breadth, depth and complexity of knowledge and competencies would cover a broad range of varied activities or application in a wider variety of contexts most of which are complex and non-routine. Leadership and guidance are involved when organising activities of self and others as well as contributing to technical solutions of a non-routine or contingency nature.

Performance of a broad range of skilled applications including the requirement to evaluate and analyse current practices, develop new criteria and procedures for performing current practices and provision of some leadership and guidance to others in the application and planning of the skills. Applications involve responsibility for, and limited organisation of, others.

Distinguishing Features of Learning Outcomes

Do the competencies enable an individual with this qualification to:

- demonstrate understanding of a broad knowledge base incorporating some theoretical concepts
- apply solutions to a defined range of unpredictable problems
- identify and apply skill and knowledge areas to a wide variety of contexts, with depth in some areas
- identify, analyse and evaluate information from a variety of sources
- take responsibility for own outputs in relation to specified quality standards
- take limited responsibility for the quantity and quality of the output of others.

Diploma

Characteristics of Learning Outcomes

Breadth, depth and complexity covering planning and initiation of alternative approaches to skills or knowledge applications across a broad range of technical and/or management requirements, evaluation and co-ordination.

The self directed application of knowledge and skills, with substantial depth in some areas where judgment is required in planning and selecting appropriate equipment, services and techniques for self and others.

Applications involve participation in development of strategic initiatives as well as personal responsibility and autonomy in performing complex technical operations or organising others. It may include participation in teams including teams concerned with planning and evaluation functions. Group or team co-ordination may be involved.

The degree of emphasis on breadth as against depth of knowledge and skills may vary between qualifications granted at this level.

Distinguishing Features of Learning Outcomes

Do the competencies or learning outcomes enable an individual with this qualification to:

- demonstrate understanding of a broad knowledge base incorporating theoretical concepts, with substantial depth in some areas
- analyse and plan approaches to technical problems or management requirements
- transfer and apply theoretical concepts and/or technical or creative skills to a range of situations
- evaluate information, using it to forecast for planning or research purposes
- take responsibility for own outputs in relation to broad quantity and quality parameters
- take some responsibility for the achievement of group outcomes.

Advanced Diploma

Characteristics of Learning Outcomes

Breadth, depth and complexity involving analysis, design, planning, execution and evaluation across a range of technical and/or management functions including development of new criteria or applications or knowledge or procedures.

The application of a significant range of fundamental principles and complex techniques across a wide and often unpredictable variety of contexts in relation to either varied or highly specific functions. Contribution to the development of a broad plan, budget or strategy is involved and accountability and responsibility for self and others in achieving the outcomes is involved.

Applications involve significant judgement in planning, design, technical or leadership/guidance functions related to products, services, operations or procedures.

The degree of emphasis on breadth as against depth of knowledge and skills may vary between qualifications granted at this level.

Distinguishing Features of Learning Outcomes

Do the competencies or learning outcomes enable an individual with this qualification to:

- demonstrate understanding of specialised knowledge with depth in some areas
- analyse, diagnose, design and execute judgements across a broad range of technical or management functions
- generate ideas through the analysis of information and concepts at an abstract level
- demonstrate a command of wide-ranging, highly specialised technical, creative or conceptual skills
- demonstrate accountability for personal outputs within broad parameters
- demonstrate accountability for personal and group outcomes within broad parameters.

Vocational Graduate Certificate

Characteristics of competencies or learning outcomes

- The self-directed development and achievement of broad and specialised areas of knowledge and skills, building on prior knowledge and skills.
- Substantial breadth and complexity involving the initiation, analysis, design, planning, execution and evaluation of technical and management functions in highly varied and highly specialised contexts.
- Applications involve making significant, high-level, independent judgements in major broad or planning, design, operational, technical and management functions in highly varied and specialised contexts. They may include responsibility and broad-ranging accountability for the structure, management and output of the work or functions of others.
- The degree of emphasis on breadth, as opposed to depth, of knowledge and skills may vary between qualifications granted at this level.

Distinguishing features of learning outcomes

- Demonstrate the self-directed development and achievement of broad and specialised areas of knowledge and skills, building on prior knowledge and skills.
- Initiate, analyse, design, plan, execute and evaluate major broad or technical and management functions in highly varied and highly specialised contexts.
- Generate and evaluate ideas through the analysis of information and concepts at an abstract level.
- Demonstrate a command of wide-ranging, highly specialised technical, creative or conceptual skills in complex contexts.
- Demonstrate responsibility and broad-ranging accountability for the structure, management and output of the work or functions of others.

Vocational Graduate Diploma

Characteristics of competencies or learning outcomes

- The self-directed development and achievement of broad and specialised areas of knowledge and skills, building on prior knowledge and skills.
- Substantial breadth, depth and complexity involving the initiation, analysis, design, planning, execution and evaluation of major functions, both broad and highly specialised, in highly varied and highly specialised contexts.
- Further specialisation within a systematic and coherent body of knowledge.
- Applications involve making high-level, fully independent, complex judgements in broad planning, design, operational, technical and management functions in highly varied and highly specialised contexts. They may include full responsibility and accountability for all aspects of work and functions of others, including planning, budgeting and strategy development.
- The degree of emphasis on breadth, as opposed to depth, of knowledge and skills may vary between qualifications granted at this level.

Distinguishing features of learning outcomes

- Demonstrate the self-directed development and achievement of broad and highly specialised areas of knowledge and skills, building on prior knowledge and skills.
- Initiate, analyse, design, plan, execute and evaluate major functions, both broad and within highly varied and highly specialised contexts.
- Generate and evaluate complex ideas through the analysis of information and concepts at an abstract level.
- Demonstrate an expert command of wide-ranging, highly specialised, technical, creative or conceptual skills in complex and highly specialised or varied contexts.
- Demonstrate full responsibility and accountability for personal outputs.
- Demonstrate full responsibility and accountability for all aspects of the work or functions of others, including planning, budgeting and strategy.

Qualifications and Packaging Rules

[Note: Insert relevant information in relation to the above heading here]

Qualification Pathways

The following pathways charts are provided to show the types of pathways into and from qualifications that are possible with this Training Package. For more information about qualifications and pathways contact Government Skills Australia

www.governmentskills.com.au <http://www.governmentskills.com.au>

The following pathways chart is provided to show the types of pathways into and from qualifications that are possible with this Training Package. For more information about qualifications and pathways contact Government Skills Australia.

AQF LEVEL	INDUSTRY WIDE	POLICE	SES
Certificate I			
Certificate II	PUA21012 Certificate II in Public Safety (Aquatic Rescue)	PUA20112 Certificate II in Public Safety (Aboriginal or Torres Strait Islander Community Policing) PUA20312 Certificate II in Public Safety (Police Liaison)	PUA21312 Certificate II in Public Safety (SES)
Certificate III	PUA31312 Certificate III in Public Safety (Aquatic Search and Rescue) PUA31412 Certificate III in Public Safety (Community Safety) PUA33012 Certificate III in Public Safety (Emergency Communications Centre Operations) PUA33112 Certificate III in Public Safety (Biosecurity Response Operations)	PUA30112 Certificate III in Public Safety (Aboriginal or Torres Strait Islander Community Policing) PUA30312 Certificate III in Public Safety (Police Liaison)	PUA30412 Certificate III in Public Safety (SES Rescue) PUA30512 Certificate III in Public Safety (SES Operations)
Certificate IV	PUA41012 Certificate IV in Public Safety (Leadership) PUA41112 Certificate IV in Public Safety (Community Safety) PUA42612 Certificate IV in Public Safety (Aquatic Search and Rescue Management) PUA42712 Certificate IV in Public Safety (Emergency	PUA40112 Certificate IV in Public Safety (Aboriginal or Torres Strait Islander Community Policing) PUA42512 Certificate IV in Public Safety (Disaster Victim Identification Operations) PUA42810 Certificate IV in Public Safety (Policing Support	PUA40212 Certificate IV in Public Safety (SES Leadership) PUA41012 Certificate IV in Public Safety (Leadership)

AQF LEVEL	INDUSTRY WIDE	POLICE	SES
	Communications Centre Operations) PUA42912 Certificate IV in Public Safety (Biosecurity Response Leadership)	Services – General/Protective Services)	
Diploma	PUA50912 Diploma of Public Safety (Search and Rescue – Coordination) PUA51012 Diploma of Public Safety (Community Safety) PUA52312 Diploma of Public Safety (Emergency Management)	PUA50112 Diploma of Public Safety (Police Search and Rescue-Coordination) PUA50212 Diploma of Public Safety (Policing) PUA50312 Diploma of Public Safety (Forensic Investigations) PUA51812 Diploma of Public Safety (Human Source Management) PUA51912 Diploma of Public Safety (Mounted Policing) PUA52012 Diploma of Public Safety (Police Dog Handling – General Purpose/Specific Odour) PUA52112 Diploma of Public Safety (Police Intelligence Practice)	PUA50412 Diploma of Public Safety (SES Operations Management) PUA52312 Diploma of Public Safety (Emergency Management)
Advanced Diploma	PUA60112 Advanced Diploma of Public Safety (Emergency Management) PUA60612 Advanced Diploma of Public Safety (Search and Rescue – Management) PUA60712 Advanced Diploma of Public Safety (Community Safety)	PUA60210 Advanced Diploma of Public Safety (Police Search and Rescue Management) PUA60312 Advanced Diploma of Public Safety (Police Investigation) PUA60412 Advanced Diploma of Public Safety (Police Intelligence Operations) PUA61012 Advanced	PUA60112 Advanced Diploma of Public Safety (Emergency Management)

AQF LEVEL	INDUSTRY WIDE	POLICE	SES
		<p>Diploma of Public Safety (Disaster Victim Identification Coordination)</p> <p>PUA61112 Advanced Diploma of Public Safety (Improvised Hazardous Device Operations – Technician/Response)</p> <p>PUA61212 Advanced Diploma of Public Safety (Police Close Personal Protection)</p> <p>PUA61312 Advanced Diploma of Public Safety (Police Negotiations)</p> <p>PUA61412 Advanced Diploma of Public Safety (Surveillance)</p> <p>PUA61512 Advanced Diploma of Public Safety (Tactical Flight Operations – Helicopter/Surveillance)</p> <p>PUA61612 Advanced Diploma of Public Safety (Undercover Operations – Operative/Controller)</p> <p>PUA61712 Advanced Diploma of Public Safety (Forensic Investigation)</p> <p>PUA61812 Advanced Diploma of Public Safety (Police Supervision)</p> <p>PUA61912 Advanced Diploma of Public Safety (Police Witness</p>	

AQF LEVEL	INDUSTRY WIDE	POLICE	SES
		Protection)	
Vocational Graduate Certificate		PUA80112 Vocational Graduate Certificate in Public Safety (Forensic Firearms Examination) PUA80212 Vocational Graduate Certificate in Public Safety (Police Prosecution) PUA80312 Vocational Graduate Certificate in Public Safety (Police Investigation) PUA80412 Vocational Graduate Certificate in Public Safety (Crime Scene Investigation) PUA80512 Vocational Graduate Certificate in Public Safety (Fingerprint Investigation) PUA80612 Vocational Graduate Certificate in Public Safety (Police Management)	

Australian Apprenticeships (including Traineeships and School-based Apprenticeships)

Australian Apprenticeships are declared in each State or Territory according to the particular processes of the jurisdiction and requirements identified by industry in the State or Territory.

Declarations for particular qualifications as either Traineeships or Apprenticeships are made accordingly and therefore the same qualification may be classified differently between jurisdictions.

At the time of publishing, there are significant variations across jurisdictions. Some jurisdictions such as South Australia, Tasmania, and New South Wales have no listed Public Safety Australian Apprenticeships. Other jurisdictions have a varying range depending on local need. To ensure current and correct information, please contact an Australian Apprenticeships Centre.

VET in Schools

Vocational Education and Training in Schools are programs undertaken by school students as part of the senior secondary certificate that provide credit towards a nationally recognised VET qualification within the Australian Qualifications Framework. The training that students receive reflects specific industry competency standards and is delivered by a Registered Training Organisation or a school in partnership with a Registered Training Organisation.

A key success of VET in Schools is the integration of vocational options within the traditionally academic studies at the senior secondary school level. VET in Schools programs allow Year 11 and 12 students to:

- develop industry specific skills;
- gain nationally recognised Vocational Education and Training qualifications and units of competency while still completing their senior secondary school qualification;
- develop employability skills and an understanding of the world of work, and;
- gain an understanding of the world of work which is valuable experience to assist with planning and pursuing their career pathways

Some units from the Certificate II in Public Safety (SES) may be appropriate for a VET in schools program, depending on local need and resources.

Skill Sets

Definition

Skill sets are defined as single units of competency, or combinations of units of competency from an endorsed Training Package, which link to a licence or regulatory requirement, or defined industry need.

Wording on Statements of Attainment

Skill sets are a way of publicly identifying logical groupings of units of competency which meet an identified need or industry outcome. Skill sets are not qualifications.

Where skill sets are identified in a Training Package, the Statement of Attainment can set out the competencies a person has achieved in a way that is consistent and clear for employers and others. This is done by including the wording ‘these competencies meet *[insert skill set title or identified industry area]* need’ on the Statement of Attainment. This wording applies only to skill sets that are formally identified as such in the endorsed Training Package. See the 2010 edition of the AQF Implementation Handbook for advice on wording on Statements of Attainment. http://www.aqf.edu.au/Portals/0/Documents/Handbook/AQF_Handbook_07.pdf

Skill Sets in this Training Package

This section provides information on Skill Sets within this Training Package, with the following important disclaimer: Readers should ensure that they have also read the part of the Training Package that outlines licensing and regulatory requirements.

Where this section is blank, nationally recognised Skill Sets have yet to be identified in this industry.

Industry wide – Aquatic

Beach Operations Management

Target Group	Those who will be leading a surf rescue team or patrol and respond to a range of incidents including search and rescue operations.	
Unit/s	PUAOPE012A	Control a Level 1 incident
	PUAOPE015A	Conduct briefings and debriefings
	PUASAR011C	Search as a member of an aquatic rescue team
Pathway	These units contribute to the PUA42612 Certificate IV in Public Safety (Aquatic Search and Rescue Management) and a number of other PUA12 Public Safety Training Package qualifications.	
Suggested words for Statement of Attainment	These units of competency from the PUA12 Public Safety Training Package meet the industry requirements to commence working as a leader of an operational surf rescue and response team.	
Disclaimer	Readers should ensure that they have also read the part of the Training Package that outlines licensing and regulatory requirements.	

Beach Safety and Risk Management

Target Group	People responsible for maintaining their own safety and the safety of team members during operational activities in addition to identifying, managing (if safe to do so) and reporting risks and hazards in line with organisational policies.	
Unit/s	PUAEMR026	Treat operational risk
	PUAEMR027	Assess operational risk
	PUAOHS002B	Maintain safety at an incident scene
Pathway	These units contribute to the PUA42612 Certificate IV in Public Safety (Aquatic Search and Rescue Management) and a number of other PUA12 Public Safety Training Package qualifications.	
Suggested words for Statement of Attainment	These units of competency from the PUA12 Public Safety Training Package meet the industry requirements to ensure the safety of surf patrol teams and to apply risk management approaches at an operational level.	
Disclaimer	Readers should ensure that they have also read the part of the Training Package that outlines licensing and	

	regulatory requirements.
--	--------------------------

Beach Team Management

Target Group	Leader of a surf rescue team or patrol.	
Unit/s	PUACOM003B	Manage information
	PUAMAN002B	Administer work group resources
	PUATEA003B	Lead, manage, develop teams
Pathway	These units contribute to the PUA42612 Certificate IV in Public Safety (Aquatic Search and Rescue Management) and a number of other PUA12 Public Safety Training Package qualifications.	
Suggested words for Statement of Attainment	These units of competency from the PUA12 Public Safety Training Package meet the industry requirements to commence working as a leader of a surf rescue team.	
Disclaimer	Readers should ensure that they have also read the part of the Training Package that outlines licensing and regulatory requirements.	

Community Engagement

Target Group	Those who will be engaging the local community in beach and aquatic safety programs.	
Unit/s	PUACOM005B	Foster a positive organisational image in the community
	PUACOM007B	Liaise with other organisations
	PUACOM012B	Liaise with media at a local level
Pathway	These units contribute to the PUA42612 Certificate IV in Public Safety (Aquatic Search and Rescue Management) and a number of other PUA12 Public Safety Training Package qualifications.	
Suggested words for Statement of Attainment	These units of competency from the PUA12 Public Safety Training Package meet the industry requirements to engage local communities in aquatic (including beach) safety and educational programs.	
Disclaimer	Readers should ensure that they have also read the part of the Training Package that outlines licensing and regulatory requirements.	

Industry wide – Oil Spill Response

Oil Spill Responder

Target Group	Members of an oil spill response team.	
Units	PUAOIL201	Use basic equipment operations for oil spill response
	PUAOIL301	Apply health, safety and risk controls when working on oiled shorelines
	PUAOIL302	Use advanced equipment operations for oil spill response
Pathway	These units can be used in a range of Public Safety Certificate III qualifications.	
Suggested words for Statement of Attainment	These units from the PUA12 Public Safety Training Package meet the industry requirements to commence working as an oil spill response member within an authorised oil spill response.	
Disclaimer	Readers should ensure that they have also read the part of the Training Package that outlines licensing and regulatory requirements.	

Oil Spill Response Team Leader

Target Group	Leaders of oil spill response teams.	
Units	PUAOIL401	Apply decision making strategies in an oil spill response
	PUAOIL402	Apply oiled shoreline assessment strategies in an oil spill response
	PUAOIL403	Lead a team in oiled shoreline clean up
Pathway	These units can be used in a range of Public Safety Certificate IV Leadership qualifications.	
Suggested words for Statement of Attainment	These units from the PUA12 Public Safety Training Package meet the industry requirements to commence working as an oil spill response team leader within an authorised oil spill response.	
Disclaimer	Readers should ensure that they have also read the part of the Training Package that outlines licensing and regulatory requirements.	

SES Sector**Air Search Observer**

Target Group	Members of an air search team.	
Units	PUAAMS001B	Work in an aviation environment
	PUAAMS002B	Search as a member of an air search team
Pathway	These units contribute to the PUA30412 Certificate III in Public Safety (SES Rescue).	
Suggested words for Statement of Attainment	These units from the PUA12 Public Safety Training Package meet the industry requirements to commence working as an air search team member within the SES.	
Disclaimer	Readers should ensure that they have also read the part of the Training Package that outlines licensing and regulatory requirements.	

Alpine Search and Survival Operations

Target Group	Those who will be a member of an alpine land search team during winter operations.	
Unit/s	HLTFA301C	Apply first aid
	PUALAW001B	Protect and preserve incident scene
	PUAOPE013A	Operate communications systems and equipment
	PUASAR027A	Undertake land search rescue
	PUASES016A	Apply snowcraft skills when performing search operations
	PUATEA001B	Work in a team
	SISONAV403A	Navigate in uncontrolled environments
	SISOOPS202A	Use and maintain a temporary or overnight site
Pathway	These units may contribute to a number of qualifications from the Public Safety Training Package including those at AQF Certificate III and above.	
Suggested words for Statement of Attainment	These units of competency from the PUA12 Public Safety Training Package, the HLT07 Health Training Package and the SRO03 Outdoor Recreation Training Package meet the industry requirements to commence working as an alpine land search team member within	

	the SES.
Disclaimer	Readers should ensure that they have also read the part of the Training Package that outlines licensing and regulatory requirements.

Basic Rescue

Target Group	Members of a rescue team.	
Units	PUACOM001C	Communicate in the workplace
	PUAEME001B	Provide emergency care
	PUAEQU001B	Prepare, maintain and test response equipment
	PUALAW001B	Protect and preserve incident scene
	PUASAR022A	Participate in a rescue operation
Pathway	These units contribute to the PUA21312 Certificate II in Public Safety (SES) and the PUA30512 Certificate III in Public Safety (SES Operations).	
Suggested words for Statement of Attainment	These units from the PUA12 Public Safety Training Package meet the industry requirements to commence working as a rescue team member within the SES.	
Disclaimer	Readers should ensure that they have also read the part of the Training Package that outlines licensing and regulatory requirements.	

Basic Tree Operations

Target Group	Members of an operations/response team who have responsibility for creating a safe environment in which to work where felled trees are involved.	
Units	FPICOT2239A	Trim and cut felled trees
	PUAOHS002B	Maintain safety at an incident scene
	PUAEQU001B	Prepare, maintain and test response equipment
Pathway	These units contribute to the PUA30412 Certificate III in Public Safety (SES Rescue).	
Suggested words for Statement of Attainment	These units from the PUA12 Public Safety and FPI05 Forest and Forest Products Industry Training Package meet the industry requirements to commence working as a member of a tree operations team within the SES.	
Disclaimer	Readers should ensure that they have also read the part of the Training Package that outlines licensing and regulatory requirements.	

Flood Response Operations

Target Group	Those who will be a member of a flood response team.	
Unit/s	PUASES008A	Undertake storm and water damage operations
	PUASES014A	Apply flood and fast moving water safety techniques
Pathway	These units may contribute to a number of qualifications from the Public Safety Training Package including those at AQF Certificate II and above.	
Suggested words for Statement of Attainment	These units of competency from the PUA12 Public Safety Training Package meet the industry requirements to commence working as a flood response team member within the SES.	
Disclaimer	Readers should ensure that they have also read the part of the Training Package that outlines licensing and regulatory requirements.	

Floodboat Response Operations

Target Group	Those who will be a flood boat operator during flood response operations.	
Unit/s	PUAEQU001B	Prepare, maintain and test response equipment
	PUAOHS002B	Maintain safety at an incident scene
	PUASES009A	Undertake inland floodboat operations (Licensing requirements may apply to this unit.)
	PUATEA001B	Work in a team
Pathway	These units may contribute to a number of qualifications from the Public Safety Training Package including those at AQF Certificate III and above.	
Suggested words for Statement of Attainment	These units of competency from the PUA12 Public Safety Training Package meet the industry requirements to commence working as a flood boat operator within SES flood response operations.	
Disclaimer	Readers should ensure that they have also read the part of the Training Package that outlines licensing and regulatory requirements.	

Incident Response Team Leader

Target Group	Those who are a team leader of an incident response team.	
Unit/s	PUAOPE012A	Control a Level 1 incident
	PUAOPE015A	Conduct briefings and debriefings
Pathway	These units may contribute to a number of qualifications from the Public Safety Training Package including those at AQF Certificate III and above.	
Suggested words for Statement of Attainment	These units of competency from the PUA12 Public Safety Training Package meet the industry requirements to commence working as a team leader within the SES.	
Disclaimer	Readers should ensure that they have also read the part of the Training Package that outlines licensing and regulatory requirements.	

Intermediate Tree Operations

Target Group	Those who will be a member of a tree operations team.	
Unit/s	FPICOT2239A	Trim and cut felled trees
	FPIFGM3204A	Fall trees manually (intermediate)
	PUAEQU001B	Prepare, maintain and test response equipment
	PUAOHS002B	Maintain safety at an incident scene
Pathway	These units may contribute to a number of qualifications from the Public Safety Training Package including those at AQF Certificate III and above.	
Suggested words for Statement of Attainment	These units of competency from the PUA12 Public Safety Training Package and the FPI05 Forest and Forest Products Industry Training Package meet the industry requirements to commence working as a member of a tree operations team within the SES.	
Disclaimer	Readers should ensure that they have also read the part of the Training Package that outlines licensing and regulatory requirements.	

Land Search Team

Target Group	Those who will be a member of a land search team.	
Unit/s	PUALAW001B	Protect and preserve incident scene
	PUAOHS002B	Maintain safety at an incident scene

	PUASAR027A	Undertake land search rescue
Pathway	These units may contribute to a number of qualifications from the Public Safety Training Package including those at AQF Certificate II and above.	
Suggested words for Statement of Attainment	These units of competency from the PUA12 Public Safety Training Package meet the industry requirements to commence working as a land search team member within the SES.	
Disclaimer	Readers should ensure that they have also read the part of the Training Package that outlines licensing and regulatory requirements.	

Operational Leadership

Target Group	Those who wish to take on strategic operational leadership roles within the SES.	
Unit/s	PUAEMR018A	Work in an emergency management context
	PUAOPE016A	Manage a multi-team sector
	PUASES011A	Manage emergency operations
Pathway	These units may contribute to a number of qualifications from the Public Safety Training Package including those at AQF Certificate IV and above.	
Suggested words for Statement of Attainment	These units of competency from the PUA12 Public Safety Training Package meet the industry requirements to work as a senior operational leader within the SES.	
Disclaimer	Readers should ensure that they have also read the part of the Training Package that outlines licensing and regulatory requirements.	

Operations Centre

Target Group	Members of an operations centre team.	
Units	ICAICT103A	Use, communicate and search securely on the internet
	ICAU2006B	Operate computing packages
	PUAOPE013A	Operate communications systems and equipment
	PUASES012A	Work as a team member in an emergency operations centre
	TLIH2001A	Interpret road maps and navigate

	pre-determined routes
Pathway	These units contribute to the PUA30512 Certificate III in Public Safety (SES Operations).
Suggested words for Statement of Attainment	These units from the PUA12 Public Safety Training Package, the ICA11 Information and Communications Technology Training Package and the TLI10 Transport and Logistics Training Package meet the industry requirements to commence working as a member within a SES operations centre.
Disclaimer	Readers should ensure that they have also read the part of the Training Package that outlines licensing and regulatory requirements.

Road Accident Rescue

Target Group	Members of a road accident rescue team.	
Units	PUAEME001B	Provide emergency care
	PUAEME002C	Manage injuries at emergency incident
	PUALAW001B	Protect and preserve incident scene
	PUAOHS002B	Maintain safety at an incident scene
	PUASAR022A	Participate in a rescue operation
	PUASAR024A	Undertake road crash rescue
Pathway	These units contribute to the PUA30412 Certificate III in Public Safety (SES Rescue).	
Suggested words for Statement of Attainment	These units from the PUA12 Public Safety Training Package meet the industry requirements to commence working as a road accident team member within the SES.	
Disclaimer	Readers should ensure that they have also read the part of the Training Package that outlines licensing and regulatory requirements.	

SES Induction

Target Group	<p>People who join a local SES unit and obtain the basic skills required to be a team member in either operations or rescue.</p> <p>This Skill Set includes induction to the role of the SES and the nature of the work involved.</p>	
Units	PUACOM001C	Communicate in the workplace
	PUACOM002B	Provide services to clients

	PUAOHS001C	Follow defined occupational health and safety policies and procedures
	PUATEA001B	Work in a team
	PUATEA004D	Work effectively in a public safety organisation
Pathway	These units contribute to the PUA21312 Certificate II in Public Safety (SES).	
Suggested words for Statement of Attainment	These units from the PUA12 Public Safety Training Package meet the industry requirements to commence working as a member of the SES.	
Disclaimer	Readers should ensure that they have also read the part of the Training Package that outlines licensing and regulatory requirements.	

SES First Aid and Safety

Target Group	People who join an SES unit and obtain the basic first aid and safety skills required to be a team member in either operations or rescue.	
Units	HLTFA201B	Provide basic emergency life support
	PUAOHS002B	Maintain safety at an incident scene
Pathway	These units contribute to the PUA21310 Certificate II in Public Safety (SES).	
Suggested words for Statement of Attainment	These units from the PUA12 Public Safety Training Package and the HLT07 Health Training Package meet the industry requirements to commence working as a member of the SES.	
Disclaimer	Readers should ensure that they have also read the part of the Training Package that outlines licensing and regulatory requirements.	

Storm and Water Damage Response at Height

Target Group	Those who will be a member of a storm response team working at heights.	
Unit/s	PUAEQU001B	Prepare, maintain and test response equipment
	PUAOHS002B	Maintain safety at an incident scene
	PUASES008A	Undertake storm and water damage operations

	PUASES013A	Undertake storm and water damage operations performed at heights
Pathway	These units may contribute to a number of qualifications from the Public Safety Training Package including those at AQF Certificate II and above.	
Suggested words for Statement of Attainment	These units of competency from the PUA12 Public Safety Training Package meet the industry requirements to ensure the safety of surf patrol teams and to apply risk management approaches at an operational level.	
Disclaimer	Readers should ensure that they have also read the part of the Training Package that outlines licensing and regulatory requirements.	

Storm and Water Damage Response

Target Group	Those who will be a member of a storm response team.	
Unit/s	PUAEQU001B	Prepare, maintain and test response equipment
	PUAOHS002B	Maintain safety at an incident scene
	PUASES008A	Undertake storm and water damage operations
Pathway	These units may contribute to a number of qualifications from the Public Safety Training Package including those at AQF Certificate II and above.	
Suggested words for Statement of Attainment	These units of competency from the PUA12 Public Safety Training Package meet the industry requirements to commence working as a storm and water damage response team member within the SES.	
Disclaimer	Readers should ensure that they have also read the part of the Training Package that outlines licensing and regulatory requirements.	

Structural Collapse

Target Group	Those who will be a member of a tree operations team.	
Unit/s	PUAEME001B	Provide emergency care
	OR	
	HLTFA201B	Provide basic emergency life support
	PUAEQU001B	Prepare, maintain and test response

		equipment
	PUALAW001B	Protect and preserve incident scene
	PUAOHS002B	Maintain safety at an incident scene
	PUASAR022A	Participate in a rescue operation
	PUASAR023A	Participate in an urban search and rescue Category 1
	PUASAR028A	Undertake rescue from a partial structural collapse
Pathway	These units may contribute to a number of qualifications from the Public Safety Training Package including those at AQF Certificate III and above.	
Suggested words for Statement of Attainment	These units of competency from the PUA12 Public Safety Training Package meet the industry requirements to commence working as member of a structural collapse team within the SES.	
Disclaimer	Readers should ensure that they have also read the part of the Training Package that outlines licensing and regulatory requirements.	

Vertical Rescue

Target Group	Members of a vertical rescue team	
Units	PUAEME001B	Provide emergency care
	OR	
	HLTFA201B	Provide basic emergency life support
	PUAEQU001B	Prepare, maintain and test response equipment
	PUAOHS002B	Maintain safety at an incident scene
	PUASAR022A	Participate in a rescue operation
	PUASAR032A	Undertake vertical rescue
Pathway	These units contribute to the PUA30412 Certificate III in Public Safety (SES Rescue).	
Suggested words for Statement of Attainment	These units from the PUA12 Public Safety Training Package meet the industry requirements to commence working as a vertical rescue team within the SES.	
Disclaimer	Readers should ensure that they have also read the part of the Training Package that outlines licensing and	

	regulatory requirements.
--	--------------------------

Police Sector

Police Electronic Surveillance

Target Group	Workers undertaking Police Electronic surveillance in line with agency protocols.	
Units	PUACOM001C	Communicate in the workplace
	PUAESU001B	Plan an electronic surveillance operation
	PUAESU002B	Execute an electronic surveillance operation
	PUAESU003B	Set up monitoring equipment
	PUAESU004B	Maintain installations
	PUAESU005B	Prepare and present evidence
	PUAOPE015A	Conduct briefings and debriefings
	PUAPOLGD001A	Maintain police operational safety
	PUAPOLGD011A	Manage personal and ethical performance
	PUAPOLSU002A	Communicate in a surveillance environment
	PUATEA001B	Work in a team
Suggested words for Statement of Attainment	These units from the PUA12 Public Safety Training Package meet the industry requirements to undertake police electronic surveillance.	
Disclaimer	Readers should ensure that they have also read the part of the Training Package that outlines licensing and regulatory requirements.	

Police Computer Crime Investigations

Target Group	Workers undertaking police computer crime investigation in line with agency protocols.	
Units	PUACCI001B	Plan a computer related crime operation
	PUACCI002B	Conduct a preliminary searches for electronic data
	PUACCI003B	Copy electronic data

	PUACCI004B	Search electronic data
	PUACCI005B	Investigate network offences
	PUACCI006B	Build and maintain target computer networks
	PUACCI007B	Present evidence of computer crime
	PUACCI008B	Build and maintain computer crime networks
	PUACOM001C	Communicate in the workplace
	PUAOPE015A	Conduct briefings and debriefings
	PUAPOLGD001A	Maintain police operational safety
	PUAPOLGD011A	Manage personal and ethical performance
	PUAPOLGD013A	Develop productive working relationships
	PUATEA001B	Work in a team
Suggested words for Statement of Attainment	These units from the PUA12 Public Safety Training Package meet the industry requirements to undertake police computer crime investigation.	
Disclaimer	Readers should ensure that they have also read the part of the Training Package that outlines licensing and regulatory requirements.	

Public Safety Qualifications

In structuring qualifications in the Public Safety Training Package, the approach has been to identify core competency standards essential to achieving the qualification and elective units to provide choice and flexibility, and to meet the range of specific roles a worker may undertake. The qualification framework provides a balance between achieving the requirements of the industry to demonstrate competency in the area of work covered by the qualification and the need to provide maximum flexibility.

Units of competency have been packaged and aligned to a specific qualification within the Australian Qualification Framework (AQF) to establish the qualification level and title.

An Overview of the Public Safety Qualifications Framework

Qualifications in Public Safety have been devised to provide maximum recognition, flexibility and portability for all Public Safety industry workers, whether employed full-time or part-time, or volunteers.

The qualifications framework identifies and incorporates national sector specific qualifications and Industry Wide qualifications.

Industry Wide Qualifications

The industry wide qualifications range from Certificate II to Advanced Diploma and cover:

- aquatic search and rescue
- bio-security
- community safety
- emergency communications centre operations
- emergency management
- leadership
- search and rescue

Flexibility has been maximised in the qualifications by using a core plus elective model. The community safety qualifications have two groups of electives: Group A has a public safety focus while Group B covers generic PSTP units and imported units.

The flexibility of the community safety qualifications allows for specialisation in the areas of community education, community liaison, buildings and facilities inspection, compliance audits, and workplace emergency response.

Police Sector Qualifications

Certificate level qualifications have been developed to cover those units of competency required by Police Officers who perform a support function in assisting other police working in Aboriginal or Torres Strait Islander or ethnic communities. The Diploma covers wider operational policing functions, while a number of Advanced Diplomas and Graduate Vocational Certificates cover supervisory, management and specialist functions.

State and Territory Emergency Service Sector Qualifications

Certificate II qualification cover those functions performed by SES workers who undertake both rescue and operations centre roles. The Certificates III and IV qualifications are designed for SES workers who undertake leadership roles during specialist rescue operations or within an operations centre. Operational management functions are covered in the Diploma qualification.

Customisation of Qualifications

Where the packaging rules of a particular qualification do not specify other customisation options, the following rules apply.

Qualifications may include a maximum of:

- one unit from a qualification within the Public Safety TP at one AQF level lower.
- four units from qualifications within the Public Safety TP at one AQF level higher.
- two units from qualifications within other endorsed Training Packages at the same AQF level.

Individual organisations may declare certain elective units as compulsory for workers within their organisation.

Customisation of qualifications should be advised to the GSA Public Safety Industry Advisory Committee to verify that any customisation maintains the integrity of the original qualification and to maintain accurate information of qualifications available to the industry.

Qualification Pathways Information

Specific pathway advice for public safety qualifications is not always included due to the unique nature of employment in public safety occupations. Pathway information is normally contained in recruitment documentation and subsequent pathways, post-employment, are determined in consultation with the employer.

In the public safety industry, qualifications pathways depend on a range of issues specific to each sector such as agency structure, promotional structure and rank structure. Where qualifications are used outside of public safety agencies, then qualifications pathways will depend on the organisation and the structure of the organisation.

In instances where qualifications pathways can be articulated, these are provided in the actual qualification.

Qualification pathways

The following pathways chart is provided to show the types of pathways into and from qualifications that are possible with this Training Package. For more information about qualifications and pathways contact Government Skills Australia.

Table 1.2: Qualifications by Sector

AQF LEVEL	INDUSTRY WIDE	POLICE	SES
Certificate II	PUA21012 Certificate II in Public Safety (Aquatic Rescue)	PUA20112 Certificate II in Public Safety (Aboriginal or Torres Strait Islander Community Policing) PUA20312 Certificate II in Public Safety (Police Liaison)	PUA21312 Certificate II in Public Safety (SES)
Certificate III	PUA31312 Certificate III in Public Safety (Aquatic Search and Rescue) PUA31412 Certificate III in Public Safety (Community Safety) PUA33012 Certificate III in Public Safety (Emergency Communications Centre Operations) PUA33112 Certificate III in Public Safety (Biosecurity Response Operations)	PUA30112 Certificate III in Public Safety (Aboriginal or Torres Strait Islander Community Policing) PUA30312 Certificate III in Public Safety (Police Liaison)	PUA30412 Certificate III in Public Safety (SES Rescue) PUA30512 Certificate III in Public Safety (SES Operations)
Certificate IV	PUA41012 Certificate IV in Public Safety (Leadership)	PUA40112 Certificate IV in Public Safety (Aboriginal or Torres Strait)	PUA40212 Certificate IV in Public Safety (SES Leadership)

AQF LEVEL	INDUSTRY WIDE	POLICE	SES
	PUA41112 Certificate IV in Public Safety (Community Safety) PUA42612 Certificate IV in Public Safety (Aquatic Search and Rescue Management) PUA42712 Certificate IV in Public Safety (Emergency Communications Centre Operations) PUA42912 Certificate IV in Public Safety (Biosecurity Response Leadership)	Islander Community Policing) PUA42512 Certificate IV in Public Safety (Disaster Victim Identification Operations) PUA42812 Certificate IV in Public Safety (Policing Support Services – General or Protective Services)	PUA41012 Certificate IV in Public Safety (Leadership)
Diploma	PUA50912 Diploma of Public Safety (Search and Rescue – Coordination) PUA51012 Diploma of Public Safety (Community Safety) PUA52312 Diploma of Public Safety (Emergency Management) PUA52412 Diploma of Public Safety (Biosecurity Response Management)	PUA50112 Diploma of Public Safety (Police Search and Rescue-Coordination) PUA50212 Diploma of Public Safety (Policing) PUA50312 Diploma of Public Safety (Forensic Investigation) PUA51812 Diploma of Public Safety (Human Source Management) PUA51912 Diploma of Public Safety (Mounted Policing) PUA52012 Diploma of Public Safety (Police Dog Handling – General Purpose or Specific Odour) PUA52112 Diploma of Public Safety (Police Intelligence Practice)	PUA50412 Diploma of Public Safety (SES Operations Management) PUA52312 Diploma of Public Safety (Emergency Management)
Advanced Diploma	PUA60112 Advanced Diploma of Public Safety (Emergency Management) PUA60612 Advanced	PUA60212 Advanced Diploma of Public Safety (Police Search and Rescue Management)	PUA60112 Advanced Diploma of Public Safety (Emergency Management)

AQF LEVEL	INDUSTRY WIDE	POLICE	SES
	Diploma of Public Safety (Search and Rescue – Management) PUA60712 Advanced Diploma of Public Safety (Community Safety)	PUA60312 Advanced Diploma of Public Safety (Police Investigation) PUA60412 Advanced Diploma of Public Safety (Police Intelligence Operations) PUA61012 Advanced Diploma of Public Safety (Disaster Victim Identification Coordination) PUA61112 Advanced Diploma of Public Safety (Improvised Hazardous Device Operations – Technician/Response) PUA61212 Advanced Diploma of Public Safety (Police Close Personal Protection) PUA61312 Advanced Diploma of Public Safety (Police Negotiations) PUA61412 Advanced Diploma of Public Safety (Surveillance) PUA61512 Advanced Diploma of Public Safety (Tactical Flight Operations – Helicopter or Surveillance) PUA61612 Advanced Diploma of Public Safety (Undercover Operations – Operative or Controller) PUA61712 Advanced Diploma of Public Safety (Forensic Investigation) PUA61812 Advanced Diploma of Public Safety (Police Supervision) PUA61912 Advanced Diploma of Public Safety	

AQF LEVEL	INDUSTRY WIDE	POLICE	SES
		(Police Witness Protection)	
Vocational Graduate Certificate		PUA80112 Vocational Graduate Certificate in Public Safety (Forensic Firearms Examination) PUA80212 Vocational Graduate Certificate in Public Safety (Police Prosecution) PUA80312 Vocational Graduate Certificate in Public Safety (Police Investigation) PUA80412 Vocational Graduate Certificate in Public Safety (Crime Scene Investigation) PUA80512 Vocational Graduate Certificate in Public Safety (Fingerprint Investigation) PUA80612 Vocational Graduate Certificate in Public Safety (Police Management)	

Assessment Guidelines

Introduction

These Assessment Guidelines provide the endorsed framework for assessment of units of competency in this Training Package. They are designed to ensure that assessment is consistent with the *Australian Quality Training Framework (AQTF) Essential Standards for Initial and Continuing Registration*. Assessments against the units of competency in this Training Package must be carried out in accordance with these Assessment Guidelines.

Assessment System Overview

This section provides an overview of the requirements for assessment when using this Training Package, including a summary of the AQTF requirements; licensing and registration requirements; and assessment pathways.

Quality assessment underpins the credibility of the vocational education and training sector. The Assessment Guidelines of a Training Package are an important tool in supporting quality assessment.

Assessment within the National Skills Framework is the process of collecting evidence and making judgements about whether competency has been achieved to confirm whether an individual can perform to the standards expected in the workplace, as expressed in the relevant endorsed unit of competency.

Assessment must be carried out in accordance with the:

- benchmarks for assessment
-
- principles of assessment
- rules of evidence
- assessment requirements set out in the AQTF

Benchmarks for Assessment

The endorsed units of competency in this Training Package are the benchmarks for assessment. As such, they provide the basis for nationally recognised Australian Qualifications Framework (AQF) qualifications and Statements of Attainment issued by Registered Training Organisations (RTOs).

Industry Requirements

Industry specific requirements will be either covered in the unit of competency or managed by assessors and trainers as they arise.

Principles of Assessment

All assessments carried out by RTOs are required to demonstrate compliance with the principles of assessment:

- validity
- reliability
- flexibility
- fairness
- sufficiency

These principles must be addressed in the:

- design, establishment and management of the assessment system for this Training Package
- development of assessment tools, and
- the conduct of assessment.

Validity

Assessment is valid when the process is sound and assesses what it claims to assess. Validity requires that:

- (a) assessment against the units of competency must cover the broad range of skills and knowledge that are essential to competent performance
- (b) assessment of knowledge and skills must be integrated with their practical application
- (c) judgement of competence must be based on sufficient evidence (that is, evidence gathered on a number of occasions and in a range of contexts using different assessment methods). The specific evidence requirements of each unit of competency provide advice on sufficiency

Reliability

Reliability refers to the degree to which evidence presented for assessment is consistently interpreted and results in consistent assessment outcomes. Reliability requires the assessor to have the required competencies in assessment and relevant vocational competencies (or to assess in conjunction with someone who has the vocational competencies). It can only be achieved when assessors share a common interpretation of the assessment requirements of the unit(s) being assessed.

Flexibility

To be flexible, assessment should reflect the candidate's needs; provide for recognition of competencies no matter how, where or when they have been acquired; draw on a range of methods appropriate to the context, competency and the candidate; and support continuous competency development.

Fairness

Fairness in assessment requires consideration of the individual candidate's needs and characteristics, and any reasonable adjustments that need to be applied to take account of them. It requires clear communication between the assessor and the candidate to ensure that the candidate is fully informed about, understands and is able to participate in, the assessment process, and agrees that the process is appropriate. It also includes an opportunity for the person being assessed to challenge the result of the assessment and to be reassessed if necessary.

Sufficiency

Sufficiency relates to the quality and quantity of evidence assessed. It requires collection of enough *appropriate* evidence to ensure that all aspects of competency have been satisfied and that competency can be demonstrated repeatedly. Supplementary sources of evidence may be necessary. The specific evidence requirements of each unit of competency provide advice on sufficiency. Sufficiency is also one of the rules of evidence.

Rules of Evidence

The rules of evidence guide the collection of evidence that address the principles of validity and reliability, guiding the collection of evidence to ensure that it is valid, sufficient, current and authentic.

Valid

Valid evidence must relate directly to the requirements of the unit of competency. In ensuring evidence is valid, assessors must ensure that the evidence collected supports demonstration of the outcomes and performance requirements of the unit of competency together with the knowledge and skills necessary for competent performance. Valid evidence must encapsulate the breadth and depth of the unit of competency, which will necessitate using a number of different assessment methods.

Sufficient

Sufficiency relates to the quality and quantity of evidence assessed. It requires collection of enough appropriate evidence to ensure that all aspects of competency have been satisfied and that competency can be demonstrated repeatedly. Supplementary sources of evidence may be necessary. The specific evidence requirements of each unit of competency provide advice on sufficiency.

Current

In assessment, currency relates to the age of the evidence presented by a candidate to demonstrate that they are still competent. Competency requires demonstration of current performance, so the evidence collected must be from either the present or the very recent past.

Authentic

To accept evidence as authentic, an assessor must be assured that the evidence presented for assessment is the candidate's own work.

Assessment Requirements of the Australian Quality Training Framework

Assessment leading to nationally recognised AQF qualifications and Statements of Attainment in the vocational education and training sector must meet the requirements of the AQTF as expressed in the AQTF 2010 *Essential Standards for Registration*.

The AQTF 2010 *Essential Standards for Initial and Continuing Registration* can be downloaded from <www.training.com.au>.

The following points summarise the assessment requirements.

Registration of Training Organisations

Assessment must be conducted by, or on behalf of, an RTO formally registered by a State or Territory Registering Body in accordance with the AQTF. The RTO must have the specific units of competency and/or AQF qualifications on its scope of registration.

Quality Training and Assessment

Each RTO must provide quality training and assessment across all its operations. See the AQTF 2010 *Essential Standards for Initial and Continuing Registration*, Standard 1.

Assessor Competency Requirements

Each person involved in training and assessment must be competent for the functions they perform. See the AQTF 2010 *Essential Standards for Initial and Continuing Registration*, Standard 1 for assessor (and trainer) competency requirements. See also the AQTF 2010 *Users' Guide to the Essential Standards for Registration* – Appendix 2.

Assessment Requirements

The RTOs assessments, including RPL, must meet the requirements of the relevant endorsed Training Package. See the AQTF 2010 *Essential Standards for Initial and Continuing Registration*.

Assessment Strategies

Each RTO must have strategies for training and assessment that meet the requirements of the relevant Training Package or accredited course and are developed in consultation with industry stakeholders. See the AQTF 2010 *Essential Standards for Initial and Continuing Registration*.

National Recognition

Each RTO must recognise the AQF qualifications and Statements of Attainment issued by any other RTO. See the AQTF 2010 *Essential Standards for Initial and Continuing Registration*.

Access and Equity and Client Outcomes

Each RTO must adhere to the principles of access and equity and maximise outcomes for its clients. See the AQTF 2010 *Essential Standards for Initial and Continuing Registration*.

Monitoring Assessments

Training and/or assessment provided on behalf of the RTO must be monitored to ensure that it is in accordance with all aspects of the AQTF 2010 *Essential Standards for Initial and Continuing Registration*.

Recording Assessment Outcomes

Each RTO must manage records to ensure their accuracy and integrity. See the AQTF 2010 *Essential Standards for Initial and Continuing Registration*.

Issuing AQF qualifications and Statement of Attainment

Each RTO must issue AQF qualifications and Statements of Attainment that meet the requirements of the current *AQF Implementation Handbook* and the endorsed Training Packages within the scope of its registration. An AQF qualification is issued once the full requirements for a qualification, as specified in the nationally endorsed Training Package are met. A Statement of Attainment is issued when an individual has completed one or more units of competency from nationally recognised qualification(s)/courses(s). See the AQTF and the edition of the *AQF Implementation Handbook*—available on the AQF Council website <www.aqf.edu.au>

Licensing/Registration Requirements

This section provides information on licensing/registration requirements for this Training Package, with the following important disclaimer.

The developers of this Training Package consider that no licensing or registration requirements apply to RTOs, assessors or candidates with respect to this Training Package.

Contact the relevant State or Territory Department(s) to check if the licensing/registration requirements described below still apply, and to check if there are any others with which you must comply. For further information contact Government Skills Australia.

Requirements for Assessors

In order to conduct assessment for statutory licensing or other industry registration requirements, assessors must meet the requirements outlined in the following chart, in addition to the AQTF requirements.

LICENCE/REGISTRATION	JURISDICTION	REQUIREMENTS

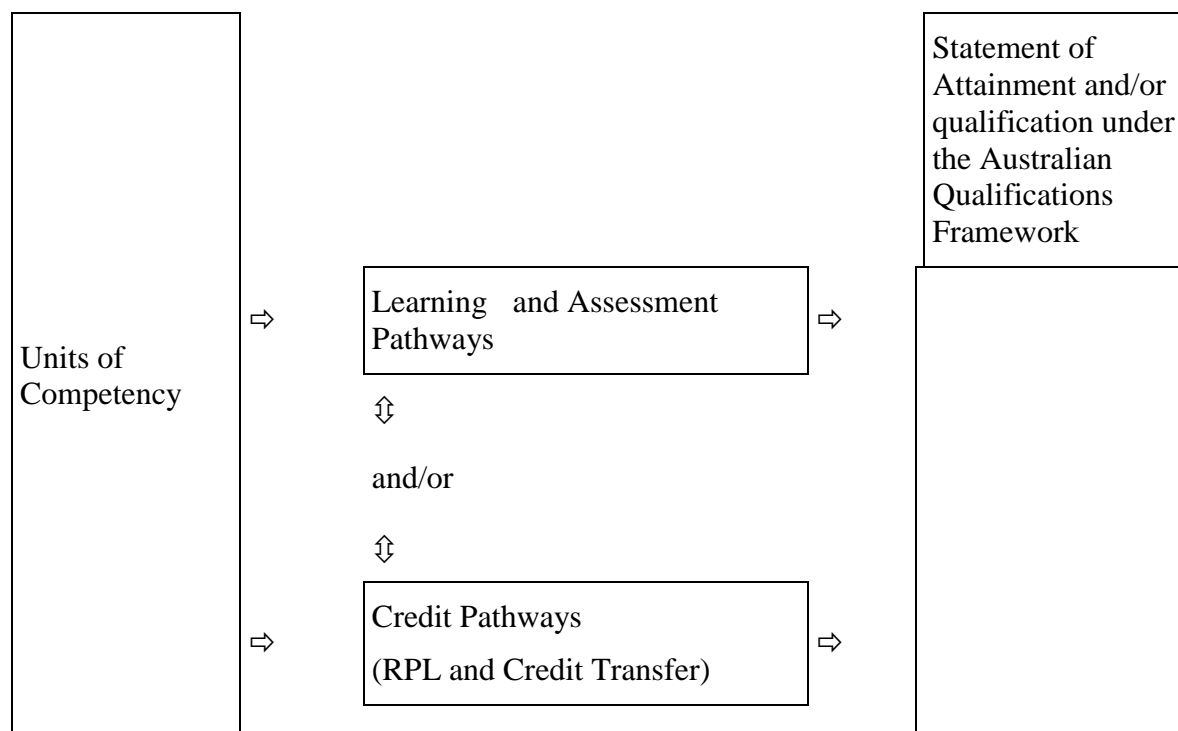
These requirements may be met through

Pathways

The competencies in this Training Package may be attained in a number of ways including through:

- formal or informal education and training
- experiences in the workplace
- general life experience, and/or
- any combination of the above.

Assessment under this Training Package leading to an AQF qualification or Statement of Attainment may follow a learning and assessment pathway, or a recognition pathway, or a combination of the two as illustrated in the following diagram.



Each of these assessment pathways leads to full recognition of competencies held – the critical issue is that the candidate is competent, not how the competency was acquired.

Assessment, by any pathway, must comply with the assessment requirements set out in the Assessment Guidelines of the Training Package, the AQTF and, where relevant, the Australian Qualifications Framework.

Learning and Assessment Pathways

Usually, learning and assessment are integrated, with evidence being collected and feedback provided to the candidate at anytime throughout the learning and assessment process.

Learning and assessment pathways may include structured programs in a variety of contexts using a range of strategies to meet different learner needs. Structured learning and assessment programs could be: group-based, work-based, project-based, self-paced, action learning-based; conducted by distance or e-learning; and/or involve practice and experience in the workplace.

Learning and assessment pathways to suit Australian Apprenticeships have a mix of formal structured training and structured workplace experience with formative assessment activities through which candidates can acquire and demonstrate skills and knowledge from the relevant units of competency.

Credit Pathways

Credit is the value assigned for the recognition of equivalence in content between different types of learning and/or qualifications which reduces the volume of learning required to achieve a qualification.

Credit arrangements must be offered by all RTOs that offer Training Package qualifications. Each RTO must have a systematic institutional approach with clear, accessible and transparent policies and procedures.

Competencies already held by individuals can be formally assessed against the units of competency in this Training Package, and should be recognised regardless of how, when or where they were acquired, provided that the learning is relevant to the unit of competency outcomes.

Recognition of Prior Learning

Recognition of Prior Learning (RPL) is an assessment process which determines the credit outcomes of an individual application for credit.

The availability of Recognition of Prior Learning (RPL) provides all potential learners with access to credit opportunities.

The recognition of prior learning pathway is appropriate for candidates who have previously attained skills and knowledge and who, when enrolling in qualifications, seek to shorten the duration of their training and either continue or commence working. This may include the following groups of people:

- existing workers;
- individuals with overseas qualifications;
- recent migrants with established work histories;
- people returning to the workplace; and
- people with disabilities or injuries requiring a change in career.
-

As with all assessment, RPL assessment should be undertaken by academic or teaching staff with expertise in the subject, content of skills area, as well as knowledge of and expertise in RPL assessment policies and procedures.

Assessment methods used for RPL should provide a range of ways for individuals to demonstrate that they have met the required outcomes and can be granted credit. These might include:

- questioning (oral or written)
- consideration of a portfolio and review of contents
- consideration of third party reports and/or other documentation such as documentation such as articles, reports, project material, papers, testimonials or other products prepared by the RPL applicant that relate to the learning outcomes of the relevant qualification component

- mapping of learning outcomes from prior formal or non-formal learning to the relevant qualification components
- observation of performance, and
- participation in structured assessment activities the individual would normally be required to undertake if they were enrolled in the qualification component/s.

In a Recognition of Prior Learning (RPL) pathway, the candidate provides current, quality evidence of their competency against the relevant unit of competency. This process may be directed by the candidate and verified by the assessor. Where the outcomes of this process indicate that the candidate is competent, structured training is not required. The RPL requirements of the AQTF must be met.

As with all assessment, the assessor must be confident that the evidence indicates that the candidate is currently competent against the endorsed unit of competency. This evidence may take a variety of forms and might include certification, references from past employers, testimonials from clients, work samples and/or observation of the candidate. The onus is on candidates to provide sufficient evidence to satisfy assessors that they currently hold the relevant competencies. In judging evidence, the assessor must ensure that the evidence of prior learning is:

- authentic (the candidate's own work);
- valid (directly related to the current version of the relevant endorsed unit of competency);
- reliable (shows that the candidate consistently meets the endorsed unit of competency);
- current (reflects the candidate's current capacity to perform the aspect of the work covered by the endorsed unit of competency); and
- sufficient (covers the full range of elements in the relevant unit of competency and addresses the four dimensions of competency, namely task skills, task management skills, contingency management skills, and job/role environment skills).

Credit Transfer

Credit transfer is a process which provides learners with agreed and consistent credit outcomes based on equivalences in content between matched qualifications.

This process involves education institutions:

- mapping, comparing and evaluating the extent to which the defined *learning outcomes and assessment requirements* of the individual *components of one qualification* are equivalent to the learning outcomes and assessment requirements of the individual components of another qualification
- making an educational judgment of the credit outcomes to be assigned between the matched components of the two qualifications
- setting out the agreed credit outcomes in a documented arrangement or agreement, and
- publicising the arrangement/agreement and credit available.

Combination of Pathways

Credit may be awarded on the basis of a combination of credit transfer plus an individual RPL assessment for additional learning. Once credit has been awarded on the basis of RPL, subsequent credit transfer based on these learning outcomes should not include revisiting the RPL assessment but should be based on credit transfer or articulation or other arrangements between providers.

Where candidates for assessment have gained competencies through work and life experience and gaps in their competence are identified, or where they require training in new areas, a combination of pathways may be appropriate.

In such situations, the candidate may undertake an initial assessment to determine their current competency. Once current competency is identified, a structured learning and assessment program ensures that the candidate acquires the required additional competencies identified as gaps.

Assessor Requirements

This section identifies the specific requirements on the vocational competence and experience for assessors, to ensure that they meet the needs of industry and their obligations under AQTF, and clarifies how others may contribute to the assessment process where one person alone does not hold all the required competencies.

Assessor Competencies

The AQTF specifies mandatory competency requirements for assessors. For information, Element 1.4 from the AQTF 2007 *Essential Standards for Registration* follows:

- 1.4 Training and assessment are conducted by trainers and assessors who:
- a) have the necessary training and assessment competencies as determined by the National Quality Council or its successors, and
 - b) have the relevant vocational competencies at least to the level being delivered or assessed, and
 - c) can demonstrate current industry skills directly relevant to the training/assessment being undertaken, and
 - d) continue to develop their Vocational Education and Training (VET) knowledge and skills as well as their industry currency and trainer/assessor competence.
- * See AQTF 2010 *Users' Guide to the Essential Standards for Registration* – Appendix 2

Designing Assessment Tools

This section provides an overview on the use and development of assessment tools.

Use of Assessment Tools

Assessment tools provide a means of collecting the evidence that assessors use in making judgements about whether candidates have achieved competency.

There is no set format or process for the design, production or development of assessment tools. Assessors may use prepared assessment tools, such as those specifically developed to support this Training Package, or they may develop their own.

Using Prepared Assessment Tools

If using prepared assessment tools, assessors should ensure these relate to the current version of the relevant unit of competency. The current unit of competency can be checked on the National Register <www.ntis.gov.au>.

Developing Assessment Tools

When developing their own assessment tools, assessors must ensure that the tools:

- are benchmarked against the relevant unit or units of competency;
- are reviewed as part of the validation of assessment strategies required under the AQTF; and
- meet the assessment requirements expressed in the AQTF 2010 *Essential Standards for Initial and Continuing Registration*.

A key reference for assessors developing assessment tools is TAE10 Training and Education Training Package.

Language, Literacy and Numeracy

The design of assessment tools must reflect the language, literacy and numeracy competencies required for the performance of a task in the workplace and not exceed these expectations.

Conducting Assessment

This section details the mandatory assessment requirements and provides information on equity in assessment including reasonable adjustment.

Mandatory Assessment Requirements

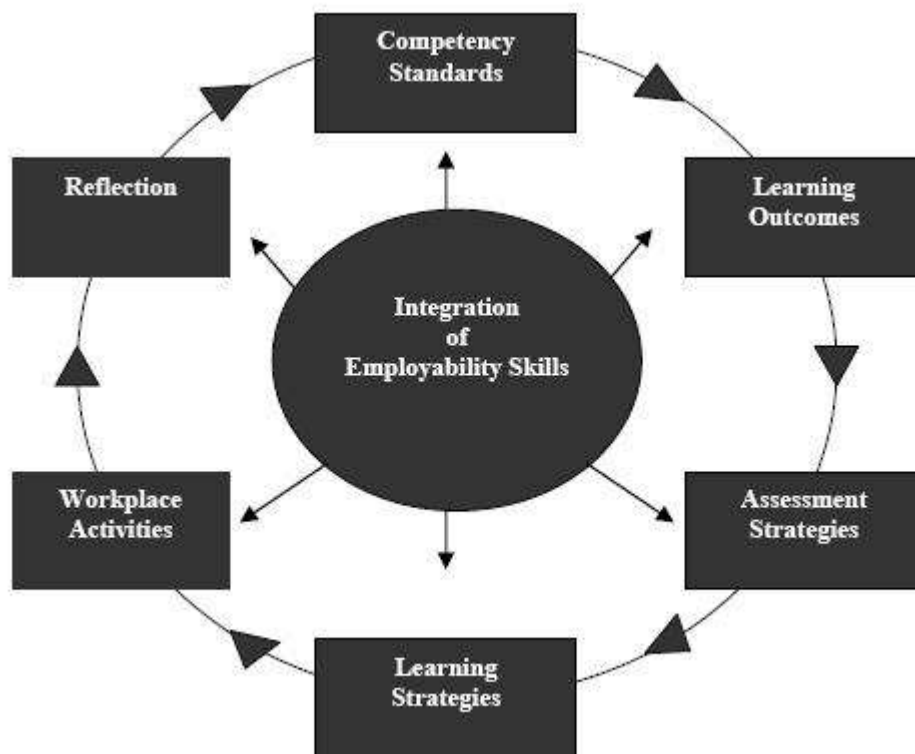
Assessments must meet the criteria set out in the AQTF 2010 *Essential Standards for Initial and Continuing Registration*. For information, the mandatory assessment requirements from Standard 1 from the AQTF 2010 *Essential Standards for Initial and Continuing Registration* are as follows:

1.5 Assessment, including Recognition of Prior Learning (RPL):

- a) meets the requirements of the relevant Training Package or accredited course
- b) is conducted in accordance with the principles of assessment and the rules of evidence
- c) meets workplace and, where relevant, regulatory requirements
- d) is systematically validated.

Assessment of Employability Skills

Employability Skills are integral to workplace competency. As such, they must be considered in the design, customisation, delivery and assessment of vocational education and training programs in an integrated and holistic way, as represented diagrammatically below.



Employability Skills are embedded within each unit of competency, and an Employability Skills Summary is available for each qualification. Training providers must use Employability Skills information in order to design valid and reliable training and assessment strategies. This analysis could include:

- reviewing units of competency to locate relevant Employability Skills and determine how they are applied within the unit

- analysing the Employability Skills Summary for the qualification in which the unit or units are packaged to help clarify relevant industry and workplace contexts and the application of Employability Skills at that qualification outcome
- designing training and assessment to address Employability Skills requirements.

The National Quality Council has endorsed a model for assessing and reporting Employability Skills, which contains further suggestions about good practice strategies in teaching, assessing, learning and reporting Employability Skills. The model is available from <http://www.training.com.au/>.

The endorsed approach includes learners downloading qualification specific Employability Skills Summaries for Training Package qualifications from an online repository at <http://employabilityskills.training.com.au>

For more information on Employability Skills in

Government Skills Australia's Training Packages go to the website at www.governmentskills.com.au <http://www.governmentskills.com.au>.

Employability Skills are reported on each qualification using the following statement on the qualification testamur: "A summary of the Employability Skills developed through this qualification can be downloaded from <http://employabilityskills.training.com.au> "

Access and Equity

An individual's access to the assessment process should not be adversely affected by restrictions placed on the location or context of assessment beyond the requirements specified in this Training Package: training and assessment must be bias-free.

Under the rules for their development, Training Packages must reflect and cater for the increasing diversity of Australia's VET clients and Australia's current and future workforce. The flexibilities offered by Training Packages should enhance opportunities and potential outcomes for all people so that we can all benefit from a wider national skills base and a shared contribution to Australia's economic development and social and cultural life.

Reasonable Adjustments

It is important that education providers take meaningful, transparent and reasonable steps to consult, consider and implement reasonable adjustments for students with disability.

Under the Disability Standards for Education 2005, education providers must make reasonable adjustments for people with disability to the maximum extent that those adjustments do not cause that provider unjustifiable hardship. While 'reasonable adjustment' and 'unjustifiable hardship' are different concepts and involve different considerations, they both seek to strike a balance between the interests of education providers and the interests of students with and without disability.

An adjustment is any measure or action that a student requires because of their disability, and which has the effect of assisting the student to access and participate in education and training on the same basis as students without a disability. An adjustment is reasonable if it achieves this purpose while taking into account factors such as the nature of the student's disability, the views of the student, the potential effect of the adjustment on the student and others who might be affected, and the costs and benefits of making the adjustment.

An education provider is also entitled to maintain the academic integrity of a course or program and to consider the requirements or components that are inherent or essential to its nature when assessing whether an adjustment is reasonable. There may be more than one adjustment that is reasonable in a given set of circumstances; education providers are required to make adjustments that are reasonable and that do not cause them unjustifiable hardship.

The Training Package Guidelines provides more information on reasonable adjustment, including examples of adjustments. Go to <http://www.deewr.gov.au/tpdh/Pages/home.aspx>.

Further Sources of Information

The section provides a listing of useful contacts and resources to assist assessors in planning, designing, conducting and reviewing of assessments against this Training Package.

Contacts

Industry Skills Council: Government Skills Australia

Level 11, 147 Pirie St, Adelaide SA 5000

PO Box 347 Rundle Mall, Adelaide SA 5000

Ph: +61 8 8100 7400

Fax: +61 8 8232 7444

Email: admin@governmentskills.com.au

Web: www.governmentskills.com.au <http://www.governmentskills.com.au>

Technical and Vocational Education and
Training (TVET) Australia Limited
Level 21, 390 St Kilda Road, Melbourne
VIC 3150
PO Box 12211, A'Beckett Street Post Office,
Melbourne, Victoria, 8006
Ph: +61 3 9832 8100
Fax: +61 3 9832 8198
Email: sales@tvetaustralia.com.au
Web: www.tvetaustralia.com.au

For information on the TAE10 Training and

Education Training Package contact:

Innovation & Business Skills Australia

Telephone: (03) 9815 7000

Facsimile: (03) 9815 7001

Email: virtual@ibsa.org.au

Web: www.ibsa.org.au

General Resources

AQF Implementation Handbook, Fourth Edition 2007. Australian Qualifications Framework Advisory Board, 2002 <www.aqf.edu.au>

Australian Quality Training Framework (AQTF) and AQTF 2010 Users' Guide to the Essential Standards for Registration –
<http://www.training.com.au/pages/menuitem5cbe14d51b49dd34b225261017a62dbc.aspx>

For general information and resources go to <http://www.training.com.au/>

The National Register is an electronic database providing comprehensive information about RTOs, Training Packages and accredited courses - <www.ntis.gov.au>

The Training Package Development Handbook site provides National Quality Council policy for the development of Training Packages. The site also provides guidance material for the application of that policy, and other useful information and links.

<http://www.deewr.gov.au/Skills/Overview/Policy/TPDH/Pages/main.aspx>

Assessment Resources

Registered training organisations (RTOs) are at the forefront of vocational education and training (VET) in Australia. They translate the needs of industry into relevant, quality, client-focussed training and assessment.

RTOs should strive for innovation in VET teaching and learning practices and develop highly flexible approaches to assessment which take cognisance of specific needs of learners, in order to improve delivery and outcomes of training.

Resources can be purchased or accessed from:

- TVET Australia – provides an integrated service to enable users of the national training system to identify and acquire training materials, identify copyright requirements and enter licenses for use of that material consistent with the scope and direction of the NQC.

<http://www.productservices.tvetaustralia.com.au/>

- Government Skills Australia www.governmentskills.com.au
<http://www.governmentskills.com.au>
-

Competency Standards

What is competency?

The broad concept of industry competency concerns the ability to perform particular tasks and duties to the standard of performance expected in the workplace. Competency requires the application of specified skills, knowledge and attitudes relevant to effective participation in an industry, industry sector or enterprise.

Competency covers all aspects of workplace performance and involves performing individual tasks; managing a range of different tasks; responding to contingencies or breakdowns; and, dealing with the responsibilities of the workplace, including working with others. Workplace competency requires the ability to apply relevant skills, knowledge and attitudes consistently over time and in the required workplace situations and environments. In line with this concept of competency Training Packages focus on what is expected of a competent individual in the workplace as an outcome of learning, rather than focussing on the learning process itself.

Competency standards in Training Packages are determined by industry to meet identified industry skill needs. Competency standards are made up of a number of units of competency each of which describes a key function or role in a particular job function or occupation. Each unit of competency within a Training Package is linked to one or more AQF qualifications.

Contextualisation of Units of Competency by RTOs

Registered Training Organisations (RTOs) may contextualise units of competency in this endorsed Training Package to reflect required local outcomes. Contextualisation could involve additions or amendments to the unit of competency to suit particular delivery methods, learner profiles, specific enterprise equipment requirements, or to otherwise meet local needs. However, the integrity of the overall intended outcome of the unit of competency must be maintained.

Any contextualisation of units of competency in this Training Package must be within the bounds of the following advice:

- RTOs must not remove or add to the number and content of elements and performance criteria.
- RTOs can include specific industry terminology in the range statement.
- Any amendments and additions to the range statement made by RTOs must not diminish the breadth of application of the competency, or reduce its portability.
- RTOs may add detail to the evidence guide in areas such as the critical aspects of evidence or required resources and infrastructure—but only where these expand the breadth of the competency and do not limit its use.

Components of Units of Competency

The components of units of competency are summarised below, in the order in which they appear in each unit of competency.

Unit Title

The unit title is a succinct statement of the outcome of the unit of competency. Each unit of competency title is unique, both within and across Training Packages.

Unit Descriptor

The unit descriptor broadly communicates the content of the unit of competency and the skill area it addresses. Where units of competency have been contextualised from units of competency from other endorsed Training Packages, summary information is provided. There may also be a brief second paragraph that describes its relationship with other units of competency, and any licensing requirements.

Employability Skills

This sub-section contains a statement that the unit contains Employability skills.

Pre-requisite Units (optional)

If there are any units of competency that must be completed before the unit, these will be listed.

Application of the Unit

This sub-section fleshes out the unit of competency's scope, purpose and operation in different contexts, for example, by showing how it applies in the workplace.

Competency Field (Optional)

The competency field either reflects the way the units of competency are categorised in the Training Package or denotes the industry sector, specialisation or function. It is an optional component of the unit of competency.

Sector (optional)

The industry sector is a further categorisation of the competency field and identifies the next classification, for example an elective or supervision field.

Elements of Competency

The elements of competency are the basic building blocks of the unit of competency. They describe in terms of outcomes the significant functions and tasks that make up the competency.

Performance Criteria

The performance criteria specify the required performance in relevant tasks, roles, skills and in the applied knowledge that enables competent performance. They are usually written in passive voice. Critical terms or phrases may be written in bold italics and then defined in range statement, in the order of their appearance in the performance criteria.

Required Skills and Knowledge

The essential skills and knowledge are either identified separately or combined. *Knowledge* identifies what a person needs to know to perform the work in an informed and effective manner. *Skills* describe the application of knowledge to situations where understanding is converted into a workplace outcome.

Range Statement

The range statement provides a context for the unit of competency, describing essential operating conditions that may be present with training and assessment, depending on the work situation, needs of the candidate, accessibility of the item, and local industry and regional contexts. As applicable, the meanings of key terms used in the performance criteria will also be explained in the range statement.

Evidence Guide

The evidence guide is critical in assessment as it provides information to the Registered Training Organisation (RTO) and assessor about how the described competency may be demonstrated. The evidence guide does this by providing a range of evidence for the assessor to make determinations, and by providing the assessment context. The evidence guide describes:

- conditions under which competency must be assessed including variables such as the assessment environment or necessary equipment;
- relationships with the assessment of any other units of competency;
- suitable methodologies for conducting assessment including the potential for workplace simulation;
- resource implications, for example access to particular equipment, infrastructure or situations;
- how consistency in performance can be assessed over time, various contexts and with a range of evidence; and
- the required underpinning knowledge and skills
-

Employability Skills in Units of Competency

The detail and application of Employability Skills facets will vary according to the job-role requirements of each industry. In developing Training Packages, industry stakeholders are consulted to identify appropriate facets of Employability Skills which are incorporated into the relevant units of competency and qualifications.

Employability Skills are not a discrete requirement contained in units of competency (as was the case with Key Competencies). Employability Skills are specifically expressed in the context of the work outcomes described in units of competency and will appear in elements, performance criteria, range statements and evidence guides. As a result, users of Training Packages are required to review the entire unit of competency in order to accurately determine Employability Skills requirements.

How Employability Skills relate to the Key Competencies

The eight nationally agreed Employability Skills now replace the seven Key Competencies in Training Packages. Trainers and assessors who have used Training Packages prior to the introduction of Employability Skills may find the following comparison useful.

Employability Skills Mayer Key Competencies

Communication	Communicating ideas and information
Teamwork	Working with others and in teams
Problem solving	Solving problems Using mathematical ideas and techniques
Initiative and enterprise	
Planning and organising	Collecting, analysing and organising information Planning and organising activities
Self-management	
Learning	
Technology	Using technology

When analysing the above table it is important to consider the relationship and natural overlap of Employability Skills. For example, using technology may involve communication skills and combine the understanding of mathematical concepts.

Explicitly embedding Employability Skills in units of competency

This Training Package seeks to ensure that industry-endorsed Employability Skills are explicitly embedded in units of competency. The application of each skill and the level of detail included in each part of the unit will vary according to industry requirements and the nature of the unit of competency.

Employability Skills must be both explicit and embedded within units of competency. This means that Employability Skills will be:

- embedded in units of competency as part of the other performance requirements that make up the competency as a whole
- explicitly described within units of competency to enable Training Packages users to identify accurately the performance requirements of each unit with regards to Employability Skills.

This Training Package also seeks to ensure that Employability Skills are well-defined and written into units of competency so that they are apparent, clear and can be delivered and assessed as an essential component of unit work outcomes.

Sample unit of competency components showing Employability Skills

The following table shows the sequence of a unit of competency, and each cell contains text taken from a range of units. It provides examples of where and how various Employability Skills could be embedded in each component.

Please note that in the example, the bracketed Employability Skills are provided for clarification only and would not be present in units of competency within this Training Package.

Unit Title	Give formal presentations and take part in meetings (Communication)
Unit Descriptor	This unit covers the skills and knowledge required to promote the use and implementation of innovative work practices to effect change. (Initiative and enterprise)
Element	Proactively resolve issues. (problem solving)
Performance Criteria	Information is organised in a format suitable for analysis and dissemination in accordance with organisational requirements. (Planning and organising)
Range Statement	Software applications may include email, internet, word processing, spreadsheet, database or accounting packages. (technology)
Required Skills and Knowledge	<p>Modify activities depending on differing workplace contexts, risk situations and environments. (Learning)</p> <p>Work collaboratively with others during a fire emergency. (teamwork)</p> <p>Instructions, procedures and other information relevant the maintenance of vessel and port security. (Communication)</p>

Evidence of having worked constructively with a wide range of community groups and stakeholders to solve problems and adapt or design new solutions to meet identified needs in crime prevention. In particular, evidence must be obtained on the ability to:

Evidence Guide

- assess response options to identified crime-prevention needs and determine the optimal action to be implemented
- in consultation with relevant others, design an initiative to address identified issues. (**Initiative and enterprise**).

Employability Skills Summaries and units of competency

An Employability Skills Summary exists for each qualification. Summaries include broad advice on industry expectations with regard to Employability Skills at the qualification level. Summaries should be used by trainers and assessors to assist in identifying the Employability Skills requirements contained within units of competency.

Not for public access material

Police specialist units of competency and qualifications

NOTE: Police specialist units of competency and qualifications are not included in this document; Police specialist units of competency and qualifications are confidential and should not be accessible in the public domain. Public access to these units of competency and qualifications has the potential to compromise Police operations and security as well as place members of the public and Police Officers at risk. These units are contained in a separate document and are only available to persons authorised by the Australia New Zealand Policing Advisory Agency (ANZPAA) – via website contact <http://www.anzpaa.org.au>

The Police Sector not for public access qualifications are:

- PUA42512 Certificate IV in Public Safety (Disaster Victim Identification Operations)
- PUA42812 Certificate IV in Public Safety (Policing Support Services – General or Protective Services)
- PUA51812 Diploma of Public Safety (Human Source Management)
- PUA51912 Diploma of Public Safety (Mounted Policing)
- PUA52012 Diploma of Public Safety (Police Dog Handling – General Purpose or Specific Odour)
- PUA52112 Diploma of Public Safety (Police Intelligence Practice)
- PUA60412 Advanced Diploma of Public Safety (Police Intelligence Operations)
- PUA61012 Advanced Diploma of Public Safety (Disaster Victim Identification Coordination)
- PUA61112 Advanced Diploma of Public Safety (Improvised Hazardous Device Operations – Technician or Response)
- PUA61212 Advanced Diploma of Public Safety (Police Close Personal Protection)

- PUA61312 Advanced Diploma of Public Safety (Police Negotiations)
- PUA61412 Advanced Diploma of Public Safety (Surveillance)
- PUA61512 Advanced Diploma of Public Safety (Tactical Flight Operations – Helicopter or Surveillance)
- PUA61612 Advanced Diploma of Public Safety (Undercover Operations – Operative or Controller)
- PUA61712 Advanced Diploma of Public Safety (Forensic Investigation)
- PUA61812 Advanced Diploma of Public Safety (Police Supervision)
- PUA61912 Advanced Diploma of Public Safety (Police Witness Protection)
- PUA80112 Vocational Graduate Certificate in Public Safety (Forensic Firearms Examination)
- PUA80212 Vocational Graduate Certificate in Public Safety (Police Prosecution)
- PUA80312 Vocational Graduate Certificate in Public Safety (Police Investigation)
- PUA80412 Vocational Graduate Certificate in Public Safety (Crime Scene Investigation)
- PUA80512 Vocational Graduate Certificate in Public Safety (Fingerprint Investigation)
- PUA80612 Vocational Graduate Certificate in Public Safety (Police Management)

The Police Sector not for public access units are:

CODE	TITLE
PUACCI001B	Plan a computer related crime operation
PUACCI002B	Conduct a preliminary search for electronic data
PUACCI003B	Copy electronic data
PUACCI004B	Search electronic data
PUACCI005B	Investigate network offences
PUACCI006B	Build and maintain target computer networks
PUACCI007B	Present evidence of computer crime
PUACCI008B	Build and maintain computer crime networks
PUAESU001B	Plan an electronic surveillance operation
PUAESU002B	Execute an electronic surveillance operation
PUAESU003B	Set up monitoring equipment
PUAESU004B	Maintain installations
PUAESU005B	Prepare and present evidence
PUAPOL601	Apply core science within a forensic environment and-or investigation
PUAPOL801	Develop and appraise complex documents
PUAPOL802	Develop and review a business plan
PUAPOL803	Lead an emergency response

CODE	TITLE
PUAPOL804	Manage an internal compliance audit and review within policing
PUAPOL805	Manage the human resource function of a local police work area
PUAPOL806	Apply specialised forensic science techniques
PUAPOL807	Conduct serious forensic crime and incident scene investigation
PUAPOL808	Coordinate multi-discipline forensic investigations
PUAPOL809	Develop forensic crime scene expertise
PUAPOL810	Apply fingerprint comparison and identification methodology
PUAPOL811	Determine and apply advanced fingerprint detection techniques
PUAPOL812	Develop fingerprint expertise
PUAPOL813	Operate the National Automated Fingerprint Identification System
PUAPOL814	Perform fingerprinting of deceased persons
PUAPOLDH001A	Care for police dog
PUAPOLDH002A	Manage proficiency of a police dog
PUAPOLDH003A	Deploy a general purpose police dog
PUAPOLDH004A	Manage police dog tracking
PUAPOLDH005A	Manage police dog criminal apprehension
PUAPOLDH006A	Manage police dog for person and property searching
PUAPOLDH007A	Maintain police dog obedience and agility
PUAPOLDH008A	Deploy a specific odour police dog
PUAPOLDH009A	Manage police dog for specific odour searching
PUAPOLDV001A	Maintain occupational health, safety and welfare in a disaster victim identification response
PUAPOLDV002A	Conduct disaster victim identification scene activities
PUAPOLDV003A	Conduct disaster victim identification post mortem activities
PUAPOLDV004A	Conduct disaster victim identification ante mortem activities
PUAPOLDV005A	Conduct disaster victim identification reconciliation activities

CODE	TITLE
PUAPOLDV006A	Manage occupational health, safety and welfare in a disaster victim identification response
PUAPOLDV007A	Coordinate disaster victim identification scene activities
PUAPOLDV008A	Coordinate disaster victim identification post mortem activities
PUAPOLDV009A	Coordinate disaster victim identification ante mortem activities
PUAPOLDV010A	Coordinate disaster victim identification reconciliation activities
PUAPOLDV011A	Command disaster victim identification incidents
PUAPOLFC014A	Conduct investigations at a bomb/explosion scene
PUAPOLFC015A	Undertake analyses and examination of firearms and ammunition
PUAPOLFC016A	Restore serial numbers to firearms, parts and accessories
PUAPOLFC017A	Examine ammunition components using the comparison microscope
PUAPOLFC018A	Reconstruct shooting scenes
PUAPOLFC019A	Assemble and disassemble ammunition
PUAPOLFC020A	Undertake firearm related tests
PUAPOLFC021A	Interpret gunshot wounds
PUAPOLFC023A	Communicate in a forensic science environment
PUAPOLFC024A	Record incident scene and evidence
PUAPOLFC025A	Coordinate forensic evidence analysis
PUAPOLFC026A	Apply forensic case management systems
PUAPOLFC028A	Examine forensic scenes
PUAPOLFC030A	Manage complex forensic investigations
PUAPOLHD001A	Manage information relating to reported improvised hazardous device incidents
PUAPOLHD002A	Use and maintain specialist equipment
PUAPOLHD003A	Manage an improvised hazardous device incident
PUAPOLHD004A	Manage post incident improvised hazardous device information requirements
PUAPOLHD005A	Search for an improvised hazardous device
PUAPOLHD006A	Maintain occupational health, safety and welfare at an

CODE	TITLE
	improvised hazardous device incident
PUAPOLHD007A	Manage evidence at an improvised hazardous device incident
PUAPOLHD008A	Conduct render-safe procedures for improvised hazardous devices
PUAPOLHD009A	Respond to a chemical, biological or radiological improvised hazardous device incident
PUAPOLHS001A	Control a human source
PUAPOLHS002A	Negotiate in a human source environment
PUAPOLHS003A	Communicate in a human source environment
PUAPOLHS004A	Maintain operational security for human sources
PUAPOLHS005A	Use specialised technical equipment in a human source environment
PUAPOLIN001A	Assess threat and report risk
PUAPOLIN002A	Produce and manage documents within an intelligence environment
PUAPOLIN003A	Produce and review standard intelligence products
PUAPOLIN004A	Manage classified intelligence briefing or presentation
PUAPOLIN005A	Provide intelligence support to an operational response
PUAPOLIN006A	Design, develop and review customised intelligence products
PUAPOLIV005A	Coordinate multi-agency investigations
PUAPOLIV006A	Lead major crime investigations
PUAPOLIV007A	Lead a major investigation review
PUAPOLIV008A	Lead crime reduction and/or prevention strategies
PUAPOLIV010A	Conduct criminal legal research within a policing context
PUAPOLMG001A	Supervise police operations
PUAPOLMG002A	Supervise police response
PUAPOLMG003A	Manage risk in a policing environment
PUAPOLMG005A	Promote workplace diversity
PUAPOLMG006A	Plan and organise work unit plans
PUAPOLMG008A	Manage working relationships
PUAPOLMP001A	Apply first aid for police horses
PUAPOLMP002A	Care for police horses

CODE	TITLE
PUAPOLMP003A	Assess conformation and movement of police horses
PUAPOLMP004A	Handle police horses safely
PUAPOLMP005A	Maintain health and safety of police horses
PUAPOLMP006A	Prepare and transport police horses
PUAPOLMP007A	Ride and exercise police horses in training
PUAPOLMP008A	Perform mounted police flat riding skills
PUAPOLMP009A	Perform mounted police jumping skills
PUAPOLMP010A	Perform mounted police crowd management duties
PUAPOLMP011A	Perform mounted police ceremonial duties
PUAPOLMP012A	Perform mounted drill
PUAPOLMP013A	Perform mounted police operational patrol duties
PUAPOLMP014A	Demonstrate horse riding skills for police duties in tracked or wilderness areas
PUAPOLMP015A	Perform mounted police cross country skills
PUAPOLMP016A	Perform mounted police vaulting skills
PUAPOLNG001A	Use and maintain specialised equipment to support police response
PUAPOLNG002A	Perform negotiations
PUAPOLNG003A	Manage teamwork at significant events
PUAPOLNG004A	Use communication, counselling and de-escalation techniques
PUAPOLPP001A	Perform close personal protection duties
PUAPOLPP002A	Plan a close personal protection operation
PUAPOLPP003A	Manage a close personal protection operation
PUAPOLPP004A	Drive close personal protection vehicles
PUAPOLPR001A	Utilise the Rules of Evidence
PUAPOLPR002A	Conduct legal research
PUAPOLPR003A	Conduct a pre hearing mention
PUAPOLPR004A	Conduct mention duties
PUAPOLPR005A	Manage effective customer service in a police prosecutor's environment
PUAPOLPR006A	Conduct a hearing
PUAPOLSU001A	Plan a surveillance operation

CODE	TITLE
PUAPOLSU002A	Communicate in a surveillance environment
PUAPOLSU003A	Perform foot surveillance
PUAPOLSU004A	Perform mobile surveillance
PUAPOLSU005A	Take covert surveillance images
PUAPOLSU006A	Perform static surveillance
PUAPOLSU007A	Maintain operational security in a covert environment
PUAPOLSU008A	Perform covert surveillance utilising camouflage and concealment
PUAPOLSU009A	Utilise electronic tracking systems
PUAPOLTF001A	Perform crew cockpit duties
PUAPOLTF002B	Conduct search and rescue operations using aircraft
PUAPOLTF003B	Conduct winching and rappelling operations
PUAPOLTF004A	Collect, prepare and present surveillance intelligence and evidence
PUAPOLTF005A	Take covert surveillance images
PUAPOLUC001A	Develop and maintain cover stories
PUAPOLUC002A	Perform undercover negotiations
PUAPOLUC003A	Use undercover policing technical and specialised equipment
PUAPOLUC004A	Manage human sources
PUAPOLUC005A	Deal in a commodity
PUAPOLUC006A	Communicate in an undercover operation environment
PUAPOLUC007A	Prepare reports relating to undercover operations
PUAPOLUC008A	Supervise undercover operatives
PUAPOLUC009A	Plan an undercover operation
PUAPOLWP001A	Plan a protection operation
PUAPOLWP002A	Manage a protection operation
PUAPOLWP003A	Perform witness protection duties