



Australian Government

Department of Education, Employment and Workplace Relations

LMT07 Textiles, Clothing and Footwear Training Package

Release: 4.1

CONTENTS

Modification History	3
Preliminary Information.....	4
LMT07v4.1 Summary Mapping.....	5
LMT07 Summary mapping to previous Training Packages	14
LMT07v4.1 AQF Qualifications.....	85
LMT07 v4.1 Units of competency	87
LTM07 v4.1 Imported units of competency.....	108
Overview	126
Introduction	130
Competency Standards	142
Competency Standards - Industry Contextualisation.....	146
Employability Skills.....	149
Assessment Guidelines	152
Qualifications Framework.....	164
Qualification Pathways	169
Skill Sets	175
Appendices	176
Appendix 1: LMT07v3.1 – Sustainability and flexibility changes, December 2010.....	176
Appendix 2: Previous Textile Clothing and Footwear Training Package - LMT00	180
Appendix 3: List of all units in LMT31909, their points weightings and prerequisites ...	184
Appendix 4: Details of changes LMT07v1.1 to LMT07v3.....	263

Modification History

Version	Release Date	Comments
4.1	2 July 2012	ISC Upgrades: <ul style="list-style-type: none"> one unit updated to clarify safety requirements – LMTLA3001A 45 imported units updated to new versions in 38 qualifications 1 additional imported unit Refer to mapping for details.
4	November 2011	Addition of: <ul style="list-style-type: none"> one new qualification: LMT32011 Certificate III in Digitising and Computerised Embroidery nine new LMT units of competency additional 14 imported units Refer to mapping for details.
3.1	March 2011	ISC upgrades to all qualifications to include sustainability units and to comply with flexibility requirements (refer to Summary Mapping for details). Wrong unit version codes corrected in 2 qualifications: <ul style="list-style-type: none"> LMT31110 LMTCL3004B LMT40407 LMTFP4001A, 4002A, 4003A, 4004A. Imported units updated – all qualifications. Refer to mapping of units for details.
3	27 July 2010	Five laundry and dry cleaning qualifications revised to increase flexibility and include sustainability

Version	Release Date	Comments
		units – new qualifications are: <ul style="list-style-type: none"> • LMT21410 • LMT21510 • LMT31110 • LMT31210 • LMT40810. ISC updates to LMT41007 – importation allowance increased from 3 to 4 units. Refer to History for details.
2	27 July 2009	Inclusion of one new qualification (<i>LMT31909 Certificate III in Engineering – TCF Mechanic</i>) and the addition of 253 imported MEM05 units.
1.2	February 2009	Typographical errors in packaging rules corrected. Refer to details under History.
1.1	8 May 2008	Miscellaneous errors corrected in LMT20207, LMT30107, LMT20107, LMT20207 and LMT30107. Title of LMTTD4005A corrected. Refer to details under History.
1	31 March 2008	Initial release

Preliminary Information

Important Note to Users

Training Packages are not static documents; they are amended periodically to reflect the latest industry practices and are version controlled. It is essential that the latest version is always used.

Check the version number before commencing training or assessment

This Training Package is Version 4.1 - check whether this is the latest version by going to the National Training Information Service (www.ntis.gov.au) and locating information about the Training Package. Alternatively, contact Manufacturing Industry Skills Council at <http://www.mskills.com.au> to confirm the latest version number.

Explanation of version number conventions

The primary release Training Package is Version 1. When changes are made to a Training Package, sometimes the version number is changed and sometimes it is not, depending on the extent of the change. When a Training Package is reviewed it is considered to be a new Training Package for the purposes of version control, and is Version 1. Do not confuse the version number with the Training Packages national code (which remains the same during its period of endorsement).

LMT07v4.1 Summary Mapping

Changes to units of competence

LMT07v4 Code	LMT07v4 Title	LMT07v4.1 Code	LMT07v4.1 Title	Comments
LMTLA3001A	Perform advanced laundry operations	LMTLA3001A	Perform advanced laundry operations (Release 2)	E Safety is made more explicit.
Imported units – replaced with current versions				
LMT07v4 Code	LMT07v4 Title	LMT07v4.1 Code	LMT07v4.1 Title	Comments
BSBCUS401A	Coordinate implementation of customer service strategies	BSBCUS401B	Coordinate implementation of customer service strategies	E This unit BSBCUS401A has been replaced by BSBCUS401B. Coordinate implementation of customer service strategies. Revised. Required updated on learning development practices compliance policy and procedures.
BSBCUS402A	Address customer needs	BSBCUS402B	Address customer	E

			needs	This unit BSBCU Address needs. R unit. Rec skills up focus on and deve practices complian policy an procedur
BSBSMB405A	Monitor and manage small business operations	BSBSMB405B	Monitor and manage small business operations	E This unit BSBSMB Monitor manage business operation Revised Required knowled Range S changed include environn sustainab practices
CPCCCO2003A	Carry out concreting to simple forms	CPCCCO2013A	Carry out concreting to simple forms	NE Prerequi requirem changed CPCCCO to CPCCCO Unit out altered
CUVCOR09B	Select and apply drawing techniques and media to represent and communicate the concept	CUVACD301A	Produce drawings to communicate ideas	E This unit CUVCO Select an drawing techniqu media to and com

				the conc
CUVVSP14B	Apply techniques to produce drawings	CUVDRA201A	Develop drawing skills	E This unit CUVVS Apply te to produ drawings
FNSACCT403 B	Prepare operational budgets	FNSACC402A	Prepare operational budgets	E Updated plus new format a changed sequence group
RTF3208A	Install metal structures and features	AHCLSC308A	Install metal structures and features	E
TAEASS401A	Plan assessment activities and processes	TAEASS401B	Plan assessment activities and processes	E
TAEASS402A	Assess competence	TAEASS402B	Assess competence	E
TAEASS403A	Participate in assessment validation	TAEASS403B	Participate in assessment validation	E
MSACMS200 A	Apply competitive manufacturing practices	MSS402001A	Apply competitive systems and practices	E Element reworded remain th
MSACMS201 A	Sustain process improvements	MSS402002A	Sustain process improvements	NE New Ele New Cri Aspects
MSACMC210 A	Manage the impact of change on own work	MSS402010A	Manage the impact of change on own work	E
MSACMT220 A	Apply quick changeover procedures	MSS402020A	Apply quick changeover procedures	E

MSACMT221 A	Apply Just in Time (JIT) procedures	MSS402021A	Apply Just in Time procedures	E
MSACMT230 A	Apply cost factors to work practices	MSS402030A	Apply cost factors to work practices	E
MSACMT231 A	Interpret product costs in terms of customer requirements	MSS402031A	Interpret product costs in terms of customer requirements	E
MSACMT240 A	Apply 5S procedures in a manufacturing environment	MSS402040A	Apply 5S procedures	E
MSACMT250 A	Monitor process capability	MSS402050A	Monitor process capability	E
MSACMT251 A	Apply quality standards	MSS402051A	Apply quality standards	E
MSACMT260 A	Use planning software systems in manufacturing	MSS402060A	Use planning software systems in operations	NE Addition Element
MSACMT261 A	Use SCADA systems in manufacturing	MSS402061A	Use SCADA systems in operations	E
MSACMT280 A	Undertake root cause analysis	MSS402080A	Undertake root cause analysis	E
MSACMT281 A	Contribute to the application of a proactive maintenance strategy	MSS402081A	Contribute to the application of a proactive maintenance strategy	E
MSACMS400 A	Implement a competitive manufacturing system	MSS403001A	Implement competitive systems and practices	E Alignme corrected
MSACMS401 A	Ensure process improvements are sustained	MSS403002A	Ensure process improvements are sustained	NE New Ele Alignme corrected
MSACMC410	Lead change in a manufacturing	MSS403010A	Facilitate change in an organisation	E Alignme

A	environment		implementing competitive systems and practices	corrected
MSACMT421 A	Facilitate a Just in Time (JIT) system	MSS403021A	Facilitate a Just in Time system	E Alignme corrected
MSACMT430 A	Improve cost factors in work practices	MSS403030A	Improve cost factors in work practices	E Alignme corrected
MSACMT432 A	Analyse manual handling processes	MSS403032A	Analyse manual handling processes	E Alignme corrected
MSACMT440 A	Lead 5S in a manufacturing environment	MSS403040A	Facilitate and improve implementation of 5S	NE New Ele Alignme corrected
MSACMT451 A	Mistake proof a production process	MSS403051A	Mistake proof an operational process	E Alignme corrected
MSACMT450 A	Undertake process capability improvements* <i>MSACMT452A Apply statistics to processes in manufacturing</i>	MSS404050A	Undertake process capability improvements* <i>MSS404052A Apply statistics to operational processes</i>	E
MSACMT452 A	Apply statistics to processes in manufacturing	MSS404052A	Apply statistics to operational processes	E
MSACMT460 A	Facilitate the use of planning software systems in manufacturing* <i>MSACMT260A Use planning software systems in manufacturing</i>	MSS404060A	Facilitate the use of planning software systems in a work area or team	NE New Ele Prerequi removed
MSACMT461 A	Facilitate SCADA systems in a manufacturing team or work area* <i>MSACMT261A Use SCADA systems in manufacturing</i>	MSS404061A	Facilitate the use of SCADA systems in a team or work area	NE Prerequi removed
MSACMT481	Undertake proactive maintenance analyses	MSS404081A	Undertake	E

A			proactive maintenance analyses	
MSACMT482 A	Assist in implementing a proactive maintenance strategy	MSS404082A	Assist in implementing a proactive maintenance strategy	E
MSACMS601 A	Analyse and map a value chain* <i>MSACMT631A Undertake value analysis of product costs in terms of customer requirements</i>	MSS405002A	Analyse and map a value stream	NE Prerequisite removed Alignment corrected
MSACMS602 A	Manage a value chain* <i>MSACMS601A Analyse and map a value chain</i> <i>MSACMT631A Undertake value analysis of product costs in terms of customer requirements</i>	MSS405003A	Manage a value stream	NE Prerequisite removed Alignment corrected
MSACMC611 A	Manage people relationships	MSS405011A	Manage people relationships	NE New Element Alignment corrected
MSACMT621 A	Develop a Just in Time (JIT) system* <i>MSACMC410A Lead change in a manufacturing environment</i>	MSS405021A	Develop a Just in Time system	NE Prerequisite removed Alignment corrected
MSACMT631 A	Undertake value analysis of product costs in terms of customer requirements* <i>MSACMT230A Apply cost factors to work practices</i>	MSS405031A	Undertake value analysis of a product or process costs in terms of customer requirements	NE Many changes PCs Prerequisite removed Alignment corrected
MSACMT675 A	Facilitate the development of a new product* <i>MSACMT452A Apply statistics to processes in manufacturing</i>	MSS405075A	Facilitate the development of a new product* <i>MSS404052A Apply statistics to operational</i>	E Alignment corrected

			<i>processes</i>	
Additional imported units				
LMT07v4 Code	LMT07v4 Title	LMT07v4.1 Code	LMT07v4.1 Title	Comment
		CPCCOHS2001A	Apply OHS requirements, policies and procedures in the construction industry	New to LMT07v4.1 Prerequisite: CPCCOHS2001A Carry over from LMT07v4 concretin simple for

Changes to qualifications

Imported units have been updated to the current version in the qualifications listed below. In all cases, qualification outcomes are equivalent.

Reinstated text in Packaging Rules to qualifications:

- LMT20507 Certificate II in Textile Fabrication
- LMT41207 Certificate IV in Fashion and Textiles Merchandising
- LMT60407 Advanced Diploma of Textile Design and Development

LMT07v4 Code	LMT07v4.1 Code	V4.1 Title	Comment
LMT20107	LMT20107	Certificate II in Textile Production (Intermediate)	Release 2 - equivalent
LMT20207	LMT20207	Certificate II in Textile Production (Complex or Multiple Processes)	Release 2 - equivalent
LMT20407	LMT20407	Certificate II in Cotton Ginning	Release 2 - equivalent
LMT20507	LMT20507	Certificate II in Textile Fabrication	Release 2 - equivalent
LMT20607	LMT20607	Certificate II in Clothing Production (Intermediate)	Release 2 - equivalent

LMT20707	LMT20707	Certificate II in Clothing Production (Complex or Multiple Processes)	Release 2 - equivalent
LMT20907	LMT20907	Certificate II in Footwear Production (Intermediate)	Release 2 - equivalent
LMT21007	LMT21007	Certificate II in Footwear Production (Complex or Multiple Processes)	Release 2 - equivalent
LMT21107	LMT21107	Certificate II in Footwear Repair	Release 2 - equivalent
LMT21207	LMT21207	Certificate II in Leather Production	Release 2 - equivalent
LMT21410	LMT21410	Certificate II in Laundry Operations	Release 2 - equivalent
LMT21510	LMT21510	Certificate II in Dry Cleaning Operations	Release 2 - equivalent
LMT21607	LMT21607	Certificate II in Technical Textiles and Non-wovens	Release 2 - equivalent
LMT30107	LMT30107	Certificate III in Textile Production	Release 2 - equivalent
LMT30307	LMT30307	Certificate III in Cotton Ginning	Release 2 - equivalent
LMT30407	LMT30407	Certificate III in Textile Fabrication	Release 2 - equivalent
LMT30507	LMT30507	Certificate III in Clothing Production	Release 2 - equivalent
LMT30707	LMT30707	Certificate III in Footwear Production	Release 2 - equivalent
LMT30807	LMT30807	Certificate III in Footwear Repair	Release 2 - equivalent
LMT30907	LMT30907	Certificate III in Leather Production	Release 2 - equivalent
LMT31110	LMT31110	Certificate III in Laundry Operations	Release 2 - equivalent
LMT31210	LMT31210	Certificate III in Dry Cleaning Operations	Release 2 -

			equivalent
LMT31807	LMT31807	Certificate III in Technical Textiles and Non-wovens	Release 2 - equivalent
LMT32011	LMT32011	Certificate III in Digitising and Computerised Embroidery	Release 2 - equivalent
LMT40107	LMT40107	Certificate IV in Textile Technology and Production	Release 2 - equivalent
LMT40207	LMT40207	Certificate IV in Cotton Ginning	Release 2 - equivalent
LMT40307	LMT40307	Certificate IV in Clothing Production	Release 2 - equivalent
LMT40407	LMT40407	Certificate IV in Custom made Footwear	Release 2 - equivalent
LMT40810	LMT40810	Certificate IV in Laundry Operations and Supervision	Release 2 - equivalent
LMT41107	LMT41107	Certificate IV in Textile Design and Development	Release 2 - equivalent
LMT41207	LMT41207	Certificate IV in Fashion and Textiles Merchandising	Release 2 - equivalent
LMT50207	LMT50207	Diploma of Medical Grade Footwear	Release 2 - equivalent
LMT50407	LMT50407	Diploma of Textile Technology and Production Management	Release 2 - equivalent
LMT50507	LMT50507	Diploma of Textile Design and Development	Release 2 - equivalent
LMT50607	LMT50607	Diploma of Fashion and Textiles Merchandising	Release 2 - equivalent
LMT60207	LMT60207	Advanced Diploma of Medical Grade Footwear	Release 2 - equivalent
LMT60407	LMT60407	Advanced Diploma of Textile Design and Development	Release 2 - equivalent
LMT60507	LMT60507	Advanced Diploma of Fashion and Textiles Merchandising	Release 2 - equivalent

LMT07 Summary mapping to previous Training Packages

LMT07v4 Summary Mapping

Addition of:

- one new qualification: LMT32011 Certificate III in Digitising and Computerised Embroidery
- nine new LMT units of competency
- additional 14 imported units

LMT07v4		Prerequisites
LMTDE3001A	Apply hooping and fabric handling techniques	LMTCL2003B Identify fibres and fabrics
LMTDE3002A	Digitise artwork for computerised embroideries	LMTDE3001A Apply hooping and fabric handling techniques LMTCL2003B Identify fibres and fabrics
LMTDE3003A	Apply advanced digitising techniques to produce computerised embroideries	LMTDE3001A Apply hooping and fabric handling techniques LMTDE3002A Digitise artwork for computerised embroideries LMTCL2003B Identify fibres and fabrics
LMTDE3004A	Generate artwork for computerised embroideries	
LMTDE3005A	Replicate traditional hand craft techniques	LMTDE3001A Apply hooping and fabric handling techniques LMTDE3002A Digitise artwork for computerised embroideries LMTDE3003A Apply advanced digitising techniques to produce computerised embroideries LMTCL2003B Identify fibres and fabrics
LMTDE3006A	Digitise text to produce embroidered lettering	LMTDE3001A Apply hooping and fabric handling techniques LMTDE3002A Digitise artwork for computerised embroideries LMTCL2003B Identify fibres and

		fabrics
LMTDE3007A	Demonstrate features of digitised embroidery machines	
LMTDE3008A	Produce embroidery from digitised images Note there is some overlap with the unit LMTCL3008B Set and produce digital embroidery – the units must not be selected together and only LMTDE3008A is available in LMF32011	
LMTDE3009A	Maintain computerised embroidery machines	

New imported units

CUFCMP301A	Implement copyright arrangements	
BSBSMB304A	Determine resource requirements for the micro business	
BSBSMB305A	Comply with regulatory, taxation and insurance requirements for the micro business	
ICPPR282C	Produce and manage basic digital print	
ICPPR383C	Prepare for personalised digital printing	
ICPPR385A	Apply software applications to digital production	ICPSU281C Use computer systems
ICPPR386A	Troubleshoot digital media	
ICPPR387A	Use colour management for production	ICPPR284A Introduction to colour management
ICPPR388A	Preflight and import complex	

	images for digital device	
ICPPR389A	Manage digital files	
ICPPR390A	Generate a proof for digital production	
ICPPR392A	Set up and produce specialised digital print	
ICPPR284A	Introduction to colour management	
ICPSU281C	Use computer systems	

LMT07v3.1 – Sustainability and flexibility changes

Notes

- A sustainability unit has been added to the core of all qualifications (resulting in an increase of one unit to the total required if not already in the core).
- Where necessary qualifications have been adjusted to meet the 1/3 elective and 1/6 import requirements (and to include units from accredited courses).
- All qualifications reworded to refer to 'core' and 'elective Groups A, B', etc, and to simplify and make consistent across LMT.
- Employability skills summaries updated to include sustainability.
- Overall outcomes deemed equivalent for all qualifications.
- **For more details on changes, refer to Appendix 1, Sustainability and Flexibility Changes Explanatory Paper.**

LMT07v3.1 qualifications		Total units	Core	Electives	Imported
LMT11107 Certificate I in Textiles Clothing and Footwear	<i>Previous</i>	6	3	3	1
	<i>LMT07v3.1</i>	7	4	3	1
LMT20107 Certificate II in Textile Production (Intermediate)	<i>Previous</i>	10	3	7	2
	<i>LMT07v3.1</i>	11	4	7	2
LMT20207 Certificate II in Textile Production (Complex or Multiple Processes)	<i>Previous</i>	12	3	9	2
	<i>LMT07v3.1</i>	13	4	9	2
	<i>Previous</i>	12	4	8	2

LMT07v3.1 qualifications		Total units	Core	Electives	Imported
LMT20407 Certificate II in Cotton Ginning	<i>LMT07v3.1</i>	13	5	8	2
LMT20507 Certificate II in Textile Fabrication	<i>Previous</i>	12	6	6	2
	<i>LMT07v3.1</i>	13	7	6	2
LMT20607 Certificate II in Clothing Production (Intermediate)	<i>Previous</i>	10	3	7	2
	<i>LMT07v3.1</i>	11	4	7	2
LMT20707 Certificate II in Clothing Production (Complex or Multiple Processes)	<i>Previous</i>	12	3	9	2
	<i>LMT07v3.1</i>	13	4	9	2
LMT20807 Certificate II in Millinery	<i>Previous</i>	12	7	5	2
	<i>LMT07v3.1</i>	13	8	5	2
LMT20907 Certificate II in Footwear Production (Intermediate)	<i>Previous</i>	10	3	7	2
	<i>LMT07v3.1</i>	11	4	7	2
LMT21007 Certificate II in Footwear Production (Complex or Multiple Processes)	<i>Previous</i>	12	3	9	2
	<i>LMT07v3.1</i>	13	4	9	2
LMT21107 Certificate II in Footwear Repair	<i>Previous</i>	12	4	8	2
	<i>LMT07v3.1</i>	13	5	8	2
LMT21207 Certificate II in Leather Production	<i>Previous</i>	12	4	8	2
	<i>LMT07v3.1</i>	13	5	8	2
LMT21410 Certificate II in Laundry Operations	<i>Previous</i>	13	5	8	2
	<i>LMT07v3.1</i>	13	5	8	2
LMT21510 Certificate II in Dry Cleaning Operations	<i>Previous</i>	13	6	7	2
	<i>LMT07v3.1</i>	13	6	7	2

LMT07v3.1 qualifications		Total units	Core	Electives	Imported
LMT21607 Certificate II in Technical Textiles and Non-wovens	<i>Previous</i>	12	3	9	2
	<i>LMT07v3.1</i>	13	4	9	2
LMT21707 Certificate II in Applied Fashion Design and Technology	<i>Previous</i>	10	6	4	0
	<i>LMT07v3.1</i>	11	7	4	2
LMT30107 Certificate III in Textile Production	<i>Previous</i>	18	4	14	2
	<i>LMT07v3.1</i>	19	5	14	3
LMT30307 Certificate III in Cotton Ginning	<i>Previous</i>	22	15	7	2
	<i>LMT07v3.1</i>	23	16	7	4
LMT30407 Certificate III in Textile Fabrication	<i>Previous</i>	18	8	10	2
	<i>LMT07v3.1</i>	19	9	10	3
LMT30507 Certificate III in Clothing Production	<i>Previous</i>	18	4	14	2
	<i>LMT07v3.1</i>	19	5	14	3
LMT30607 Certificate III in Millinery	<i>Previous</i>	18	10	8	2
	<i>LMT07v3.1</i>	19	11	8	3
LMT30707 Certificate III in Footwear Production	<i>Previous</i>	18	4	14	2
	<i>LMT07v3.1</i>	19	5	14	3
LMT30807 Certificate III in Footwear Repair	<i>Previous</i>	18	4	14	2
	<i>LMT07v3.1</i>	19	5	14	3
LMT30907 Certificate III in Leather Production	<i>Previous</i>	18	5	13	2
	<i>LMT07v3.1</i>	19	6	13	3
LMT31110 Certificate III in Laundry Operations	<i>Previous</i>	19	6	13	3
	<i>LMT07v3.1</i>	19	6	13	3

LMT07v3.1 qualifications		Total units	Core	Electives	Imported
LMT31210 Certificate III in Dry Cleaning Operations	<i>Previous</i>	19	10	9	3
	<i>LMT07v3.1</i>	19	10	9	3
LMT31407 Certificate III in Applied Fashion Design and Technology	<i>Previous</i>	18	10	8	2
	<i>LMT07v3.1</i>	19	11	8	3
LMT31807 Certificate III in Technical Textiles and Non-wovens	<i>Previous</i>	18	4	14	2
	<i>LMT07v3.1</i>	19	5	14	3
LMT31909 Certificate III in Engineering – TCF Mechanic	<i>Previous</i>	76 points plus 12 core units	12 units	76 points	15 points
	<i>LMT07v3.1</i>	73 points plus 12 core units	12 units	73 points	16 points
LMT40107 Certificate IV in Textile Technology and Production	<i>Previous</i>	24	10	14	4
	<i>LMT07v3.1</i>	25	11	14	4
LMT40207 Certificate IV in Cotton Ginning	<i>Previous</i>	26	17	9	4
	<i>LMT07v3.1</i>	27	18	9	4
LMT40307 Certificate IV in Clothing Production	<i>Previous</i>	24	8	16	4
	<i>LMT07v3.1</i>	25	9	16	4
LMT40407 Certificate IV in Custom made Footwear	<i>Previous</i>	24	9	15	2
	<i>LMT07v3.1</i>	25	10	15	4

LMT07v3.1 qualifications		Total units	Core	Electives	Imported
LMT40707 Certificate IV in Millinery	<i>Previous</i>	24	17	7	4
	<i>LMT07v3.1</i>	25	11	14	4
LMT40810 Certificate IV in Laundry Operations and Supervision	<i>Previous</i>	25	10	15	4
	<i>LMT07v3.1</i>	25	10	15	4
LMT40907 Certificate IV in Supply and Fitting of Pre-Manufactured Medical Grade Footwear	<i>Previous</i>	7	3	4	2
	<i>LMT07v3.1</i>	8	4	4	2
LMT41007 Certificate IV in Applied Fashion Design and Technology	<i>Previous</i>	24	8	16	4
	<i>LMT07v3.1</i>	25	9	16	4
LMT41107 Certificate IV in Textile Design and Development	<i>Previous</i>	24	7	17	4
	<i>LMT07v3.1</i>	25	8	17	4
LMT41207 Certificate IV in Fashion and Textiles Merchandising	<i>Previous</i>	24	9	15	3
	<i>LMT07v3.1</i>	25	10	15	4
LMT50207 Diploma of Medical Grade Footwear	<i>Previous</i>	9	5	4	2
	<i>LMT07v3.1</i>	10	6	4	2
LMT50307 Diploma of Applied Fashion Design and Technology	<i>Previous</i>	34	9	25	3
	<i>LMT07v3.1</i>	35	10	25	6
LMT50407 Diploma of Textile Technology and Production Management	<i>Previous</i>	34	13	21	4
	<i>LMT07v3.1</i>	35	14	21	6
LMT50507 Diploma of Textile Design and Development	<i>Previous</i>	34	9	25	3
	<i>LMT07v3.1</i>	35	10	25	6

LMT07v3.1 qualifications		Total units	Core	Electives	Imported
LMT50607 Diploma of Fashion and Textiles Merchandising	<i>Previous</i>	34	13	21	3
	<i>LMT07v3.1</i>	35	14	21	6
LMT60207 Advanced Diploma of Medical Grade Footwear	<i>Previous</i>	12	8	4	2
	<i>LMT07v3.1</i>	13	9	4	2
LMT60307 Advanced Diploma of Applied Fashion Design and Technology	<i>Previous</i>	44	14	30	4
	<i>LMT07v3.1</i>	45	15	30	8
LMT60407 Advanced Diploma of Textile Design and Development	<i>Previous</i>	44	14	30	5
	<i>LMT07v3.1</i>	45	15	30	8
LMT60507 Advanced Diploma of Fashion and Textiles Merchandising	<i>Previous</i>	44	16	30	5
	<i>LMT07v3.1</i>	45	17	28	8

LMT07v3 – mapping to LMT07v2 (changes only)

LMT07v3	LMT07	Change
LMT21410 Certificate II in Laundry Operations	LMT21407 Certificate II in Laundry Operations	Packaging rules adjusted of units required included as core units. Techn
LMT21510 Certificate II in Dry Cleaning Operations	LMT21507 Certificate II in Dry Cleaning Operations	Packaging rules adjusted of units required included as core units. Techn
LMT31110 Certificate III in Laundry Operations	LMT31107 Certificate III in Laundry Operations	Packaging rules adjusted of units required included as core units. Techn
LMT31210 Certificate III in Dry Cleaning Operations	LMT31207 Certificate III in Dry Cleaning Operations	Packaging rules adjusted of units required included as core units. Techn

LMT40810 Certificate IV in Laundry Operations and Supervision	LMT40807 Certificate IV in Laundry Operations and Supervision	Packaging rules adjusted of units required included as core units. Techn
LMF41007 Certificate IV in Applied Fashion Design and Technology	LMF41007 Certificate IV in Applied Fashion Design and Technology	Reworded to comply with imported unit and s

LMT07v2 – new qualification

LMT07v2	LMT07v1
LMT31909 Certificate III in Engineering – TCF Mechanic	<p>No equivalent qualification in LMT07v1. LMT31909 replaces a superseded qualification in MEM98 (MEM30298 Certificate III in Engineering – Mechanical Trade).</p> <p><i>Note that a full list of units in this qualification with their points rating and prerequisites where applicable is located in Appendices to this Training Package.</i></p>
	<p>Training for Textile Mechanics was reviewed as part of the Textiles Clothing and Footwear Training Package Review. As a result, two new qualification options were developed. One of the options was a new pathway that was included within the qualifications LMT30107 Certificate III in Textile Production and LMT40107 Certificate IV in Textile Technology and Production in the LMT07v1 Training Package.</p> <p>The second option was a proposal for two new qualifications for inclusion in the Metals and Engineering Training Package (MEM05) at Certificate III and IV levels. At the time of endorsement of LMT07, these qualifications were still in proposal form.</p> <p>Since endorsement of LMT07, the <i>Certificate III in Engineering – TCF Mechanic</i> was developed. Subsequent discussions with the Textile Clothing and Footwear Union of Australia (TCFUA) and the Council of Textile and Fashion Industries of Australia Limited (TFIA) led to an agreement that the certificate should be placed in LMT07, to ensure identification and relevance for that sector.</p> <p>The new certificate provides for a TCF Mechanic outcome where significant trade level maintenance and repair skills are required in addition to TCF knowledge and skills. The pathway via LMT30107 Certificate III in Textile Production and LMT40107 Certificate IV in Textile Technology and Production allows additional TCF</p>

LMT07v2	LMT07v1
	production related skills to be gained as well as the traditional TCF Mechanic skills related to fault finding product changeovers and set ups.

LMT07 Version 1 – qualifications mapping to LMT00 V3 (endorsed in 2006)

(Note: For mapping of qualifications in LMT00 Version 3 to LMT00 Version 2, refer to Appendix 1)

LMT07v1 QUALIFICATIONS	RELATIONSHIP	LMT00 V3 QUALIFICATIONS
LMT11107 Certificate I in Textiles Clothing and Footwear	Not equivalent. The outcome is broader than previous LMT00 Certificate I qualifications and provides a general introduction to the TCF industries as a whole while still allowing incorporation of introductory sector specific skills. The new qualification incorporates same core units, one or more revised elective units and project based VET in schools units	LMT10206 Certificate I in Early Stage Wool Processing
		LMT10306 Certificate I in Textile Fabrication
		LMT10506 Certificate I in Headwear/Millinery
		LMT10706 Certificate I in Leather Goods Production
		LMT10806 Certificate I in Laundry Operations
		LMT11006 Certificate I in Dry Cleaning Operations
		LMT11106 Certificate I in TCF
LMT20107 Certificate II in Textile Production (Intermediate)	Not equivalent. Employability skills components added. The qualification outcome has been broadened to include early stage wool processing through additional elective units of competency.	LMT20106 Certificate II in Textile Production (Intermediate)
LMT20207 Certificate II	Not equivalent.	LMT20206 Certificate II in

LMT07v1 QUALIFICATIONS	RELATIONSHIP	LMT00 V3 QUALIFICATIONS
in Textile Production (Complex or Multiple Processes)	Employability skills components added. The qualification outcome has been broadened to include early stage wool processing through additional elective units of competency.	Textile Production (Complex or Multiple Processes)
	This qualification has been incorporated into LMT20107 Certificate II in Textile Production (Intermediate) LMT20207 Certificate II in Textile Production (Complex or Multiple Processes)	LMT20306 Certificate II in Early Stage Wool Processing
LMT20407 Certificate II in Cotton Ginning	Revised with content updating of units of competency and format changes. Outcome is the same.	LMT20406 Certificate II in Cotton Ginning
LMT20507 Certificate II in Textile Fabrication	Revised with content updating of units of competency and format changes. Outcome is the same.	LMT20506 Certificate II in Textile Fabrication
LMT20607 Certificate II in Clothing Production (Intermediate)	Employability skills components added. Outcome is the same.	LMT20606 Certificate II in Clothing Production (Intermediate)
LMT20707 Certificate II in Clothing Production (Complex or Multiple Processes)	Employability skills components added. Outcome is the same.	LMT20706 Certificate II in Clothing Production (Complex or Multiple Processes)
LMT20807 Certificate II in Millinery	Not equivalent. Revised with content updating of units of competency and format changes. Headwear related units were added to LMT20606 Certificate II in Clothing Production	LMT20806 Certificate II in Headwear/Millinery

LMT07v1 QUALIFICATONS	RELATIONSHIP	LMT00 V3 QUALIFICATIONS
	(Intermediate) and LMT20706 Certificate II in Clothing Production (Complex or Multiple Processes) in the TCF Training Package Stage One Review. The Headwear units have now been deleted from LMT20807 and the outcome is now restricted to millinery.	
LMT20907 Certificate II in Footwear Production (Intermediate)	Employability skills components added. Outcome is the same.	LMT20906 Certificate II in Footwear Production (Intermediate)
LMT21007 Certificate II in Footwear Production (Complex or Multiple Processes)	Employability skills components added. Outcome is the same.	LMT21006 Certificate II in Footwear Production (Complex or Multiple Processes)
LMT21107 Certificate II in Footwear Repair	Revised with content and format changes. Revised with content updating of units of competency and format changes. Outcome is the same.	LMT21106 Certificate II in Footwear Repair
LMT21207 Certificate II in Leather Production	Not equivalent. Revised with content and format changes. Qualification now incorporates outcomes of the former Leather Goods Production, and Hide, Skin and Leather Certificate II qualifications. Revised with content updating of units of competency and format changes.	LMT21206 Certificate II in Leather Goods Production
	This qualification has been incorporated into LMT21207 Certificate II in Leather Production	LMT21306 Certificate II in Hide, Skin and Leather

LMT07v1 QUALIFICATIONS	RELATIONSHIP	LMT00 V3 QUALIFICATIONS
LMT21407 Certificate II in Laundry Operations	Revised with content updating of units of competency and format changes. Outcome is the same.	LMT21406 Certificate II in Laundry Operations
LMT21507 Certificate II in Dry Cleaning Operations	Revised with content updating of units of competency and format changes. Outcome is the same.	LMT21506 Certificate II in Dry Cleaning Operations
LMT21607 Certificate II in Technical Textiles and Non-wovens	Employability skills components added. Outcome is the same.	LMT21606 Certificate II in Technical Textiles and Non-wovens
LMT21707 Certificate II in Applied Fashion Design and Technology	Employability skills components added. Outcome is the same.	LMT21706 Certificate II in Applied Fashion Design and Technology
LMT30107 Certificate III in Textile Production	Not equivalent. Employability skills components added. The qualification outcome has been broadened to include early stage wool processing and operator maintenance skills through additional elective units of competency.	LMT30106 Certificate III in Textile Production
	This qualification has been incorporated into LMT30107 Certificate III in Textile Production	LMT30206 Certificate III in Early Stage Wool Processing
LMT30307 Certificate III in Cotton Ginning	Revised with content updating of units of competency and format changes. Outcome is the same.	LMT30306 Certificate III in Cotton Ginning
LMT30407 Certificate III in Textile Fabrication	Revised with content updating of units of competency and format	LMT30406 Certificate III in Textile Fabrication

LMT07v1 QUALIFICATONS	RELATIONSHIP	LMT00 V3 QUALIFICATIONS
	changes. Outcome is the same.	
LMT30507 Certificate III in Clothing Production	Employability skills components added. Outcome is the same.	LMT30506 Certificate III in Clothing Production
LMT30607 Certificate III in Millinery	Not equivalent. Revised with content updating of units of competency and format changes . Headwear related units were added to LMT30506 Certificate III in Clothing Production in the TCF Training Package Stage One Review. The Headwear units have now been deleted from LMT3060 and the outcome is now restricted to millinery.	LMT30606 Certificate III in Headwear/ Millinery
LMT30707 Certificate III in Footwear Production	Employability skills components added. Outcome is the same.	LMT30706 Certificate III in Footwear Production
LMT30807 Certificate III in Footwear Repair	Revised with content updating of units of competency and format changes. Outcome is the same.	LMT30806 Certificate III in Footwear Repair
LMT30907 Certificate III in Leather Production	Not equivalent. Qualification now incorporates outcomes of the former Leather Goods, and Hide, Skin and Leather Certificate II qualifications. Revised with content updating of units of competency and format changes.	LMT30906 Certificate III in Leather Goods Production
	This qualification has been incorporated into LMT30907 Certificate III	LMT31006 Certificate III in Hide, Skin and Leather

LMT07v1 QUALIFICATONS	RELATIONSHIP	LMT00 V3 QUALIFICATIONS
	in Leather Production.	
LMT31107 Certificate III in Laundry Operations	Revised with content updating of units of competency and format changes. Outcome is the same.	LMT31106 Certificate III in Laundry Operations
LMT31207 Certificate III in Dry Cleaning Operations	Revised with content updating of units of competency and format changes. Outcome is the same.	LMT31206 Certificate III in Dry Cleaning Operations
LMT31407 Certificate III in Applied Fashion Design and Technology	Employability skills components added. Outcome is the same.	LMT31406 Certificate III in Applied Fashion Design and Technology
LMT31807 Certificate III in Technical Textiles and Non-wovens	Employability skills components added. Outcome is the same.	LMT31806 Certificate III in Technical Textiles and Non-wovens
LMT40107 Certificate IV in Textile Technology and Production	Not equivalent. Major rework of content into a new qualification . Outcome is broader and includes access to operator maintenance skills not included in LMT40106 Certificate IV in Textile Production.	LMT40106 Certificate IV in Textile Production
LMT40207 Certificate IV in Cotton Ginning	Revised with content updating of units of competency and format changes. Outcome is the same.	LMT40206 Certificate IV in Cotton Ginning
LMT40307 Certificate IV in Clothing Production	Revised with content updating of units of competency and format changes. Outcome is the same.	LMT40306 Certificate IV in Clothing Production
LMT40407 Certificate IV	Revised with content	LMT40406 Certificate IV

LMT07v1 QUALIFICATIONS	RELATIONSHIP	LMT00 V3 QUALIFICATIONS
in Custom made Footwear	updating of units of competency and format changes. Outcome is the same.	in Footwear Production
	Qualification deleted. Skills at this level to be covered by LMT40107 Certificate IV in Textile Technology and Production	LMT40506 Certificate IV in Leather Goods Production
	Qualification deleted. Skills at this level to be covered by LMT40107 Certificate IV in Textile Technology and Production	LMT40606 Certificate IV in Hide, Skin and Leather
LMT40707 Certificate IV in Millinery	Revised with content updating of units of competency and format changes. Outcome is the same.	LMT40706 Certificate IV in Millinery
LMT40807 Certificate IV in Laundry Operations and Supervision	Revised with format changes. Outcome is the same.	LMT40803 Certificate IV in Laundry Operations and Supervision
LMT40907 Certificate IV in Supply and Fitting of Pre-Manufactured Medical Grade Footwear	Revised but content and structure maintained. Employability skills components added. Outcome is the same.	LMT40903 Certificate IV in Supply and Fitting of Pre-Manufactured Medical Grade Footwear
LMT41007 Certificate IV in Applied Fashion Design and Technology	Employability skills components added. Outcome is the same.	LMT41006 Certificate IV in Applied Fashion Design and Technology
LMT41107 Certificate IV in Textile Design and Development	New Qualification.	
LMT41207 Certificate IV in Fashion and Textiles Merchandising	New Qualification.	
	Qualification deleted.	LMT50106 Diploma of

LMT07v1 QUALIFICATONS	RELATIONSHIP	LMT00 V3 QUALIFICATIONS
		Textiles Clothing and Footwear
LMT50207 Diploma of Medical Grade Footwear	Revised but content and structure maintained. Employability skills components added. Outcome is the same.	LMT50203 Diploma of Medical Grade Footwear
LMT50307 Diploma of Applied Fashion Design and Technology	Employability skills components added. Outcome is the same.	LMT50306 Diploma of Applied Fashion Design and Technology
LMT50407 Diploma of Textile Technology and Production Management	New Qualification.	
LMT50507 Diploma of Textile Design and Development	New Qualification.	
LMT50607 Diploma of Fashion and Textiles Merchandising	New Qualification.	
	Qualification deleted.	LMT60106 Advanced Diploma of Textiles Clothing and Footwear
LMT60207 Advanced Diploma of Medical Grade Footwear	Revised but content and structure maintained. Employability skills components added. Outcome is the same.	LMT60203 Advanced Diploma of Medical Grade Footwear
LMT60307 Advanced Diploma of Applied Fashion Design and Technology	Employability skills components added. Outcome is the same.	LMT60306 Advanced Diploma of Applied Fashion Design and Technology
LMT60407 Advanced Diploma of Textile Design and Development	New Qualification.	
LMT60507 Advanced	New Qualification	

LMT07v1 QUALIFICATIONS	RELATIONSHIP	LMT00 V3 QUALIFICATIONS
Diploma of Fashion and Textiles Merchandising		

Mapping of Units

LMT07v3.1 – changes to imported units

Note: all replacement imported units are deemed equivalent.

Old code	Title	New code	Title
BCGCM2002 B	Carry out excavation	CPCCCM2002A	Carry out excavation
BCGCO2003B	Carry out concreting to simple forms	CPCCCO2003A	Carry out concreting
BSBCMN403 A	Establish business networks	BSBREL401A	Establish networks
BSBCMN404 A	Develop teams and individuals	BSBLED401A	Develop teams and
BSBCMN407 A	Coordinate business resources	BSBADM409A	Coordinate business
BSBCMN409 A	Promote products and services	BSBMKG413A	Promote products a
BSBCMN410 A	Coordinate implementation of customer service strategies	BSBCUS401A	Coordinate implement strategies
BSBCMN412 A	Promote innovation and change	BSBINN301A	Promote innovation
BSBCMN414 A	Undertake marketing activities	BSBMKG414A	Undertake marketing
BSBCMN416 A	Identify risk and apply risk management processes	BSBRISK401A	Identify risk and ap
BSBCMN418 A	Address customer needs	BSBCUS402A	Address customer n

Old code	Title	New code	Title
BSBFLM312A	Contribute to team effectiveness	BSBFLM312C	Contribute to team
BSBFLM403A	Manage effective workplace relationships	BSBWOR401A	Establish effective
BSBFLM405B	Implement Operational Plans	BSBMGT402A	Implement operatio
BSBFLM409A	Implement continuous improvement	BSBMGT403A	Implement continu
BSBFLM412A	Promote team effectiveness	BSBWOR402A	Promote team effec
BSBINT301A	Apply knowledge of the international trade environment to complete work	BSBINT301B	Apply knowledge o environment to com
BSBINT302A	Apply knowledge of legislation relevant to international trade to complete work	BSBINT302B	Apply knowledge o international trade t
BSBINT305A	Prepare business documents for the international trade of goods	BSBINT305B	Prepare business do trade of goods
BSBINT306A	Apply knowledge of international finance and insurance to complete work requirements	BSBINT306B	Apply knowledge o insurance to compl
BSBINT402A	Market goods and services internationally	BSBMKG416A	Market goods and s
BSBINT403A	Research international markets	BSBMKG415A	Research internatio
BSBINT404A	Implement international client relationship strategies	BSBREL403A	Implement internat
BSBINT405A	Apply knowledge of import and export international conventions, laws and finance	BSBINT405B	Apply knowledge o conventions, laws a
BSBINT408A	Prepare business advice on the taxes and duties for international trade transactions	BSBINT408B	Prepare business ac international trade t
BSBINT409A	Plan for international trade	BSBINT409B	Plan for internation
BSBMKG302A	Identify marketing opportunities		Deleted from LM
BSBMKG402A	Analyse consumer behaviour for specific markets	BSBMKG402B	Analyse consumer

Old code	Title	New code	Title
BSBMKG403A	Analyse market data		Deleted from LM
BSBMKG406A	Build client relationships	BSBREL402A	Build client relations
BSBMKG408A	Conduct market research	BSBMKG408B	Conduct market res
BSBMKG605A	Evaluate international marketing opportunities	BSBMKG605B	Evaluate internation
BSBMKG606A	Manage international marketing programs	BSBMKG606B	Manage internation
BSBMKG607A	Manage market research	BSBMKG607B	Manage market res
BSBPM403A	Apply cost management techniques	BSBPMG403A	Apply cost manage
BSBPM407A	Apply risk management techniques	BSBPMG407A	Apply risk manage
BSBPUR401A	Plan purchasing	BSBPUR401B	Plan purchasing
BSBPUR402A	Negotiate contracts	BSBPUR402B	Negotiate contracts
BSBSBM301A	Research business opportunities	BSBSMB301A	Investigate micro b
BSBSBM401A	Establish business and legal requirements	BSBSMB401A	Establish legal and small business
BSBSBM403A	Promote the business	BSBSMB403A	Market the small bu
BSBSBM404A	Undertake business planning	BSBSMB404A	Undertake small bu
BSBSBM405A	Monitor and manage business operations	BSBSMB405A	Monitor and manag
BSBSBM406A	Manage finances	BSBSMB406A	Manage small busin
BSBSBM407A	Manage a small team	BSBSMB407A	Manage a small tea

Old code	Title	New code	Title
CUVCOR09A	Select and apply drawing techniques and media to represent and communicate the concept	CUVCOR09B	Select and apply drawing techniques and media to represent and communicate the concept
CUVVSP14A	Apply techniques to produce drawings	CUVVSP14B	Apply techniques to produce drawings
FNSACCT403A	Prepare operational budgets	FNSACCT403B	Prepare operational budgets
MCMC210A	Manage the impact of change on own work	MSACMC210A	Manage the impact of change on own work
MCMC410A	Lead change in a manufacturing environment	MSACMC410A	Lead change in a manufacturing environment
MCMC611A	Manage people relationships	MSACMC611A	Manage people relationships
MCMS200A	Apply competitive manufacturing practices	MSACMS200A	Apply competitive manufacturing practices
MCMS201A	Sustain process improvements	MSACMS201A	Sustain process improvements
MCMS400A	Implement a competitive manufacturing system	MSACMS400A	Implement a competitive manufacturing system
MCMS401A	Ensure process improvements are sustained	MSACMS401A	Ensure process improvements are sustained
MCMS601A	Analyse and map a value chain	MSACMS601A	Analyse and map a value chain
MCMS602A	Manage a value chain	MSACMS602A	Manage a value chain
MCMT220A	Apply quick changeover procedures	MSACMT220A	Apply quick changeover procedures
MCMT221A	Apply Just in Time (JIT) procedures	MSACMT221A	Apply Just in Time (JIT) procedures
MCMT230A	Apply cost factors to work practices	MSACMT230A	Apply cost factors to work practices
MCMT231A	Interpret product costs in terms of customer requirements	MSACMT231A	Interpret product costs in terms of customer requirements
MCMT240A	Apply 5S procedures in a manufacturing environment	MSACMT240A	Apply 5S procedures in a manufacturing environment
MCMT250A	Monitor process capability	MSACMT250A	Monitor process capability
MCMT260A	Use planning software systems in manufacturing	MSACMT260A	Use planning software systems in manufacturing
MCMT261A	Use SCADA systems in manufacturing	MSACMT261A	Use SCADA systems in manufacturing
MCMT270A	Use sustainable energy practices	MSACMT270A	Use sustainable energy practices
MCMT280A	Undertake root cause analysis	MSACMT280A	Undertake root cause analysis

Old code	Title	New code	Title
MCMT281A	Contribute to the application of a proactive maintenance strategy	MSACMT281A	Contribute to the ap maintenance strategy
MCMT421A	Facilitate a Just in Time (JIT) system	MSACMT421A	Facilitate a Just in T
MCMT430A	Improve cost factors in work practices	MSACMT430A	Improve cost factor
MCMT432A	Analyse manual handling processes	MSACMT432A	Analyse manual ha
MCMT440A	Lead 5S in a manufacturing environment	MSACMT440A	Lead 5S in a manu
MCMT450A	Undertake process capability improvements	MSACMT450A	Undertake process
MCMT451A	Mistake proof a production process	MSACMT451A	Mistake proof a pro
MCMT452A	Apply statistics to processes in manufacturing	MSACMT452A	Apply statistics to p
MCMT460A	Facilitate the use of planning software systems in manufacturing	MSACMT460A	Facilitate the use of manufacturing
MCMT461A	Facilitate SCADA systems in a manufacturing team or work area	MSACMT461A	Facilitate SCADA or work area
MCMT481A	Undertake proactive maintenance analyses	MSACMT481A	Undertake proactiv
MCMT482A	Assist in implementing a proactive maintenance strategy	MSACMT482A	Assist in implemen strategy
MCMT621A	Develop a Just in Time (JIT) system	MSACMT621A	Develop a Just in T
MCMT631A	Undertake value analysis of product costs in terms of customer requirements	MSACMT631A	Undertake value an customer requireme
MCMT675A	Facilitate the development of a new product	MSACMT675A	Facilitate the devel
MSAENV272A	Participate in environmentally sustainable work practices	MSAENV272B	Participate in enviro practices
MSAENV472A	Implement and monitor environmentally sustainable work practices	MSAENV472B	Implement and mon work practices
PMASUP420A	Minimise environmental impact of process	PMASUP420B	Minimise environm
TAAASS401A	Plan and organise assessment	TAEASS401A	Plan assessment ac
TAAASS402A	Assess competence	TAEASS402A	Assess competence

Old code	Title	New code	Title
TAAASS403A	Develop assessment tools	TAEASS502A	Design and develop
TAAASS404A	Participate in assessment validation	TAEASS403A	Participate in asses
TAADEL401A	Plan and organise group-based delivery	TAEDEL401A	Plan, organise and
TAADEL402A	Facilitate group-based learning	TAEDEL402A	Plan, organise and workplace
TAADEL403A	Facilitate individual learning		Deleted from LMT
TAADEL404A	Facilitate work-based learning		Deleted from LMT
TDTL797C	Coordinate fleet control and logistics		Deleted from LMT

LMT07v3: New units of competency – mapping to units in LMT07v1

New code	New title	Old code	Old title
LMTDC2011A	Identify pre- and post-spotting requirements	LMTDC2003A	Perform pre- and post-spotting
LMTDC2012A	Conduct safe handling of dry cleaning chemicals and solvents	LMTDC2002A	Conduct safe handling of perchloro and other dry cleaning chemicals
LMTDC3003A	Perform spotting function in dry cleaning operations	LMTDC3001A	Perform advanced spotting

LMT07 against LMT00 Version 3

LMT07 Units	Comment in relation to LMT00 Version 3	Comment in relation to LMT00 Version 2
Generic Units [GN]		
LMTGN2001B Follow defined OH&S policies and procedures	Employability skills added. Equivalent outcome.	Revised version of LMTHRGN-08A. Equivalent outcome.
LMTGN2002B Apply quality standards	Employability skills added. Equivalent outcome.	Revised version of LMTQAGN-01A. Equivalent outcome.

LMT07 Units	Comment in relation to LMT00 Version 3	Comment in relation to LMT00 Version 2
LMTGN2003B Work in the Textiles, Clothing and Footwear industry	Employability skills added. Equivalent outcome.	New unit
LMTGN2004B Work in a team environment	Employability skills added. Equivalent outcome.	Revised version of LMTHRGN-02A. Equivalent outcome.
LMTGN2005B Perform minor maintenance	Employability skills added. Equivalent outcome.	Revised version of LMTEMGN-08A. Equivalent outcome.
LMTGN2006B Perform test or inspection to check product quality	Employability skills added. Equivalent outcome.	Revised version of LMTPRGN-09A. Equivalent outcome.
LMTGN2007B Select, transfer and remove materials and products	Employability skills added. Equivalent outcome.	Revised version of LMTPRGN-10A. Equivalent outcome.
LMTGN2008B Coordinate work of team or section	Employability skills added. Equivalent outcome.	Revised version of LMTPRGN-15A. Equivalent outcome.
LMTGN2009B Operate computing technology in a Textiles, Clothing and Footwear workplace	Employability skills added. Equivalent outcome.	New unit
LMTGN2010B Perform tasks to support production	Employability skills added. Equivalent outcome.	Revised version of LMTPRGN-08A. Equivalent outcome.
LMTGN3001B Control production in a section of a Textiles, Clothing and Footwear enterprise	Employability skills added.	Revised version of LMTPRGN-12A Control production. Equivalent outcome.
LMTGN3002B Organise and plan own work to achieve planned outcomes	Employability skills added. Equivalent outcome.	Revised version of LMTPRGN-16A. Equivalent outcome.
LMTGN3003B Estimate and cost job	Employability skills added. Equivalent outcome.	Revised version of LMTPDGN-01A. Equivalent outcome.

LMT07 Units	Comment in relation to LMT00 Version 3	Comment in relation to LMT00 Version 2
LMTGN3005B Plan tasks to assist production operations	Employability skills added. Equivalent outcome.	Revised version of LMTPRGN-03A Participate in production planning processes. Equivalent outcome.
LMTGN3006B Take responsibility for visitors and new employees	Employability skills added. Equivalent outcome.	New unit
LMTGN3007B Monitor and operate trade waste process	Revised version of LMTEMHL-01A Monitor and operate trade waste process. Equivalent outcome.	Not reviewed
LMTGN3008A Draw 3D designs	New unit	
LMTGN3009B Supervise operations in a textiles, clothing and footwear enterprise	Recoded from LMTTX3003A and targeted to all sectors. Employability skills added. Equivalent outcome.	New unit
LMTGN4001A Coordinate or set up machine/s for product change	Revised version of LMTPRGN-02A. . Equivalent outcome.	Not reviewed
LMTGN4002A Participate in product engineering	Revised version of LMTPRGN-05A. Equivalent outcome.	Not reviewed
LMTGN4003A Install and commission process and machine control programs	Revised version of LMTEMGN-01A. Equivalent outcome.	Not reviewed
LMTGN4005A Plan and implement production within a work area	Revised version of LMTPRGN-01A. Equivalent outcome.	Not reviewed
LMTGN4006A Evaluate equipment and systems	Revised version of LMTEMGN-05A. Equivalent outcome.	Not reviewed

LMT07 Units	Comment in relation to LMT00 Version 3	Comment in relation to LMT00 Version 2
LMTGN4008A Analyse product and determine machine settings	Revised version of LMTEMGN-11A; Includes content from LMTEMGN-02A Participate in machine or product related research and development. Not equivalent.	Not reviewed
LMTGN4009A Set and modify machines for product change	Revised version of LMTEMGN-12A. Equivalent outcome.	Not reviewed
LMTGN4010A Implement and monitor OHS in the workplace	Revised version of LMTHRGN-09A. Equivalent outcome.	Not reviewed
LMTGN4011A Coordinate quality system and procedures	Revised version of LMTQAGN-03A Manage quality system and procedures. This unit has been significantly reworked to target AQF IV outcomes. Not equivalent.	Not reviewed
LMTGN4012A Fabricate or machine tooling	Revised version of LMTEMFT-01A Fabricate or machine tooling. Equivalent outcome.	Not reviewed
LMTGN4013A Manage technical processes	Revised version of LMTPRHL13A. Equivalent outcome.	Not reviewed
LMTGN4014A Design production tooling	Revised version of LMTPDFT-01A Design tooling. Equivalent outcome.	Not reviewed
LMTGN4016A Contribute to the development of products or processes	Revised version of LMTPDTX-04A. Equivalent outcome.	Not reviewed

LMT07 Units	Comment in relation to LMT00 Version 3	Comment in relation to LMT00 Version 2
LMTGN4018A Apply textile, clothing and footwear market supply systems	New unit	
LMTGN4019A Analyse textiles clothing and footwear merchandising and marketing principles	New unit	Not reviewed
LMTGN5001B Participate in production planning processes	Employability skills added. Equivalent outcome.	Revised version of LMTPRGN-03A. Unit replaces LMTPRGN-06A Contribute to production planning. Equivalent outcome.
LMTGN5002B Coordinate quality assurance for textiles, clothing and footwear products and services	Employability skills added. Equivalent outcome.	Revised version of LMTQAGN-02A Coordinate external quality assurance. Equivalent outcome.
LMTGN5003B Work with international textiles, clothing and footwear supply chains	Employability skills added. Equivalent outcome.	New unit
LMTGN5004A Manage installation and commissioning of equipment and systems	Revised version of LMTEMGN-07A. Reworked to target AQF 5 outcome. Not equivalent.	Not reviewed
LMTGN5005A Provide global operations support	Revised version of LMTPRGN-14A. Equivalent outcome.	Not reviewed
LMTGN5007A Prepare procedures and specifications for Textiles, clothing and footwear operations	Revised version of LMTMTGN-01A. Equivalent outcome.	Not reviewed
LMTGN5008A Identify opportunities in the textiles, clothing and footwear market	New unit	

LMT07 Units	Comment in relation to LMT00 Version 3	Comment in relation to LMT00 Version 2
LMTGN5010A Plan and organise non-routine testing	Revised version of LMTPTDX-03A. Equivalent outcome.	Not reviewed
LMTGN5011A Develop and test textile clothing and footwear products or processes	New unit	
LMTGN6001B Develop and implement a sales or marketing plan	Employability skills added. Equivalent outcome.	Revised version of LMTSMGN-01A. Equivalent outcome.
LMTGN6002B Manage quality system and procedures	Revised version of LMTQAGN-03A and Employability skills added. Equivalent outcome.	Not reviewed
LMTGN6003B Research and evaluate processes and products	Employability skills added. Equivalent outcome.	Revised version of LMTPTDX-08A. Equivalent outcome.
LMTGN6004B Negotiate and manage contracts to produce finished design products	Employability skills added. Equivalent outcome.	New unit
LMTGN6005A Manage production processes	Revised version of LMTPRGN-11A Manage production operations. Equivalent outcome.	Not reviewed
LMTGN6006A Map and establish textiles, clothing or footwear supply chain process	New unit	
Textile Production [TX]		
LMTTX1001B Produce a simple textile fabric or product	Version 2 content and template maintained. Employability skills added. Equivalent outcome.	New unit

LMT07 Units	Comment in relation to LMT00 Version 3	Comment in relation to LMT00 Version 2
LMTTX2001B Identify fibres, yarns and textile materials and their uses in textile production	Version 2 content and template maintained. Employability skills added. Equivalent outcome.	New unit
LMTTX2002B Prepare yarn for textile manufacturing	Version 2 content and template maintained. Employability skills added. Equivalent outcome.	Replaces LMTPRTX-01AA and LMTPRTX-01BA. Not equivalent.
LMTTX2003B Perform spinning operations	Version 2 content and template maintained. Employability skills added. Equivalent outcome.	Replaces LMTPRTX-01AA and LMTPRTX-01BA Not equivalent.
LMTTX2004B Perform tufting operations	Version 2 content and template maintained. Employability skills added. Equivalent outcome.	Replaces LMTPRTX-01AA and LMTPRTX-01BA Not equivalent.
LMTTX2005B Perform creeling operations	Version 2 content and template maintained. Employability skills added. Equivalent outcome.	Replaces LMTPRTX-01AA and LMTPRTX-01BA Not equivalent.
LMTTX2006B Operate a weaving loom	Version 2 content and template maintained. Employability skills added. Equivalent outcome.	Replaces LMTPRTX-01AA and LMTPRTX-01BA Not equivalent.
LMTTX2007B Perform knitting operations	Version 2 content and template maintained. Employability skills added. Equivalent outcome.	Replaces LMTPRTX-01AA and LMTPRTX-01BA Not equivalent.
LMTTX2008B Apply finishing processes to textile production	Version 2 content and template maintained. Employability skills	Replaces LMTPRTX-01AA and LMTPRTX-01BA. Not equivalent.

LMT07 Units	Comment in relation to LMT00 Version 3	Comment in relation to LMT00 Version 2
	added. Equivalent outcome.	
LMTTX2009B Weigh and check textile materials and products	Version 2 content and template maintained. Employability skills added. Equivalent outcome.	Revised version of LMTPRTX-03A. Equivalent outcome.
LMTTX2010B Load and operate dyeing equipment	Version 2 content and template maintained. Employability skills added. Equivalent outcome.	New unit
LMTTX2011B Repair textile product	Version 2 content and template maintained. Employability skills added. Equivalent outcome.	Revised version of LMTPRGN-13A. Equivalent outcome.
LMTTX2012B Perform industrial sewing on textile products	Version 2 content and template maintained. Employability skills added. Equivalent outcome.	New unit
LMTTX2013B Conduct packaging or folding for textile production	Version 2 content and template maintained. Employability skills added. Equivalent outcome.	New unit
LMTTX2014B Use specialised machinery to assist textile production	Version 2 content and template maintained. Employability skills added. Equivalent outcome.	New unit
LMTTX2015B Handle and prepare chemicals, dyes or other substances used in textile production	Version 2 content and template maintained. Employability skills added. Equivalent outcome.	New unit
LMTTX2016B Perform	Version 2 content and	New unit

LMT07 Units	Comment in relation to LMT00 Version 3	Comment in relation to LMT00 Version 2
knotting for weaving operations	template maintained. Employability skills added. Equivalent outcome.	
LMTTX2017B Access and use information resources for textile production operations	Version 2 content and template maintained. Employability skills added. Equivalent outcome.	New unit
LMTTX2018B Restart machine after stoppage	Version 2 content and template maintained. Employability skills added. Equivalent outcome.	New unit
LMTTX2019B Undertake carding operations	Version 2 content and template maintained. Employability skills added. Equivalent outcome.	New unit
LMTTX3001B Identify quality and types of textile fibres, yarns and fabrics	Version 2 content and template maintained. Employability skills added. Equivalent outcome.	New unit
LMTTX3002B Contribute to textile production process improvements	Version 2 content and template maintained. Employability skills added. Equivalent outcome.	New unit
LMTTX3004B Set up textile production machines for product change	Version 2 content and template maintained. Employability skills added. Equivalent outcome.	Revised version of LMTPRTX-02A. Equivalent outcome.
LMTTX3005B Organise and interpret tests	Version 2 content and template maintained. Employability skills added. Equivalent	Revised version of LMTPD TX-02A. Equivalent outcome.

LMT07 Units	Comment in relation to LMT00 Version 3	Comment in relation to LMT00 Version 2
	outcome.	
LMTTX3006B Ensure efficient operation of textile machines	Version 2 content and template maintained. Employability skills added. Equivalent outcome.	New unit
LMTTX3007B Prepare dyes for textile production	Version 2 content and template maintained. Employability skills added. Equivalent outcome.	New unit based on but not equivalent to LMTPD TX-10A Select dyes and develop dye specification/recipe for production
LMTTX3008B Select raw materials	Version 2 content and template maintained. Employability skills added. Equivalent outcome.	Unit based on but not equivalent to LMTPD TX-01A Select raw materials
LMTTX3009B Operate in a complex textile production environment	Version 2 content and template maintained. Employability skills added. Equivalent outcome.	New unit
LMTTX3010B Monitor textile production processes	Version 2 content and template maintained. Employability skills added. Equivalent outcome.	New unit
LMTTX3011A Set up, adjust and maintain circular knitting machines	New unit	
LMTTX3012A Set up, adjust and maintain flat knitting machines	New unit	
LMTTX3013A Set up and adjust spinning machines	New unit	
LMTTX3014A Set up, adjust and maintain carding	New unit	

LMT07 Units	Comment in relation to LMT00 Version 3	Comment in relation to LMT00 Version 2
machines		
LMTTX3015A Set up and adjust tufting machines	New unit	
LMTTX3016A Set up, adjust and maintain domestic sewing machines	New unit	
LMTTX3017A Set up, adjust and maintain industrial sewing machines	New unit	
LMTTX3018A Undertake electronic fault finding on textile machinery	New unit	
LMTTX3019A Identify and correct mechanical faults in loom and other weaving equipment	New unit	
LMTTX3020A Identify and correct weaving process faults	New unit	
LMTTX3021A Apply knowledge of weaving process to production requirements	New unit	
LMTTX3022A Set up and operate weaving looms for production	New unit	
LMTTX4001A Interpret and apply textile calculations and specifications	New unit	
LMTTX4002A Understand and apply textile science	New unit	
LMTTX4003A Perform routine textile tests and analyse results	Based on but not equivalent to LMTPTDX-09A Analyse textiles and develop product	Not reviewed

LMT07 Units	Comment in relation to LMT00 Version 3	Comment in relation to LMT00 Version 2
	specification	
LMTTX4004A Select dyes and develop dye specification and recipe for production	Revised version of LMTPTDX-10A. Equivalent outcome.	Not reviewed
LMTTX4005A Undertake textile colouration and finishing	New unit	
LMTTX5001A Determine textile finishing processes	New unit	
Early Stage Wool Processing [EW]		
LMTEW2001A Blend and open greasy wool	Revised version of LMTPREW-02A. Equivalent outcome.	Not reviewed
LMTEW2002A Press and dump wool	Revised version of LMTPREW-03A. Equivalent outcome.	Not reviewed
LMTEW2004A Perform wool combing	Revised version of LMTPREW-05A. Equivalent outcome.	Not reviewed
LMTEW2005A Perform wool preparation using gilling machinery	Revised version of LMTPREW-06A. Equivalent outcome.	Not reviewed
LMTEW2006A Perform wool finishing	Revised version of LMTPREW-07A. Equivalent outcome.	Not reviewed
LMTEW2007A Perform wool pressing operations	Revised version of LMTPREW-08A. Equivalent outcome.	Not reviewed
LMTEW2008A Perform wool backwash process	Revised version of LMTPREW-09A. Equivalent outcome.	Not reviewed
LMTEW2009A Perform wool scouring	Revised version of LMTPREW-10A.	Not reviewed

LMT07 Units	Comment in relation to LMT00 Version 3	Comment in relation to LMT00 Version 2
	Equivalent outcome.	
LMTEW2010A Perform wool carbonising	Revised version of LMTPREW-11A. Equivalent outcome.	Not reviewed
LMTEW2011A Perform wool superwash	Revised unit to replace LMTPREW-12AA Perform wool superwash – 1 and LMTPREW-12BA Perform wool superwash – 2. Merged units but equivalent outcome.	Not reviewed
LMTEW2012A Perform tests to check wool quality	Revised version of LMTPREW-13A	Not reviewed
LMTEW2013A Perform wool grease recovery and minor waste disposal	Revised unit replaces LMTEMEW-01AA Perform wool grease recovery and minor waste disposal - 1 and LMTEMEW-01BA Perform wool grease recovery and minor waste disposal - 2. Merged units but equivalent outcome.	Not reviewed
LMTEW2014A Perform machine setting and operational maintenance	Revised version of LMTEMEW-02A. Equivalent outcome.	Not reviewed
LMTEW2015A Perform wool store operations	Revised version of LMTWDEW-01A. Equivalent outcome.	Not reviewed
Cotton Ginning [CG]		
LMTCG2001A Identify cotton characteristics	New unit	
LMTCG2002A Gin cotton	Revised version of LMTPRCG-01A Operate machinery to	Not reviewed

LMT07 Units	Comment in relation to LMT00 Version 3	Comment in relation to LMT00 Version 2
	gin cotton. Also incorporates LMTPRCG-02A Check seed cotton for ginning requirements. Not equivalent.	
LMTCG2003A Control bale or mote press operations	Revised version of LMTPRCG-03A Operate bale or mote press. Equivalent outcome.	Not reviewed
LMTCG3001A Identify factors that impact on cotton quality	New unit	
LMTCG3002A Perform advanced operational maintenance of cotton ginning machines and equipment	New unit	
LMTCG3003A Assist in overhauling or repairing cotton ginning fluid power equipment	New unit	
Textile Fabrication [TF]		
LMTTF2001A Despatch products	Revised version of LMTPRTF-17A. Equivalent outcome.	Not reviewed
LMTTF2003A Package and handle products for despatch	Revised unit to replace LMTPRTF-16AA Package and handle products for despatch – 1 and LMTPRTF-16BA Package and handle products for despatch – 2. Merged units but equivalent outcome.	Not reviewed
LMTTF2004A Add reinforcements and	Revised unit to replace LMTPRTF-07AA Add	Not reviewed

LMT07 Units	Comment in relation to LMT00 Version 3	Comment in relation to LMT00 Version 2
attachments	reinforcements and attachments – 1 and LMTPRTF-07BA Add reinforcements and attachments – 2. Merged units but equivalent outcome.	
LMTTF2005A Translate information into measurements or diagrams	Revised unit to replace LMTPDF-01AA Translate information into measurements and/or diagrams – 1 and LMTPDF-01BA Translate information into measurements and/or diagrams – 2. Merged units but equivalent outcome.	Not reviewed
LMTTF2006A Measure and scale geometric shapes	Revised unit to replace LMTPDF-02AA Measure, scale and undertake geometric construction – 1 and LMTPDF-02BA Measure, scale and undertake geometric construction – 2. Merged units but equivalent outcome.	Not reviewed
LMTTF2007A Produce patterns for 2D products	Revised version of LMTPDF-03AA. Equivalent outcome.	Not reviewed
LMTTF2008A Use adhesives	Revised unit to replace LMTPRTF-09AA Use adhesives – 1 and LMTPRTF-09BA Use adhesives – 2. Merged units but equivalent outcome.	Not reviewed
LMTTF2009A Identify and select canvas and sail	Revised unit to replace LMTPRTF-01CA	Not reviewed

LMT07 Units	Comment in relation to LMT00 Version 3	Comment in relation to LMT00 Version 2
materials	Identify and select materials – 2 and LMTPRTF-01BA Identify and select materials – 1. Merged units but equivalent outcome.	
LMTTF2010A Lay out and mark out canvas or sail materials	Revised unit to replace LMTPRTF-02BA Lay out and/or mark out – 1 and LMTPRTF-02CA Lay out and/or mark out – 2. Merged units but equivalent outcome.	Not reviewed
LMTTF2011A Cut and shape canvas or sail materials	Revised unit to replace LMTPRTF-03AA Cut and shape - 1 and LMTPRTF-03BA Cut and shape - 2. Merged units but equivalent outcome.	Not reviewed
LMTTF2012A Stitch by hand	Revised unit to replace LMTPRTF-04AA Stitch by hand - 1 and LMTPRTF-04BA Stitch by hand – 2. Merged units but equivalent outcome.	Not reviewed
LMTTF2013A Waterproof canvas product	Revised unit to replace LMTPRTF-11AA Waterproof canvas product – 1 and LMTPRTF-11BA Waterproof canvas products – 2. Merged units but equivalent outcome.	Not reviewed
LMTTF2014A Weld plastic materials	Revised unit to replace LMTPRTF-06AA Weld plastic materials – 1 and LMTPRTF-06BA Weld	Not reviewed

LMT07 Units	Comment in relation to LMT00 Version 3	Comment in relation to LMT00 Version 2
	plastic materials – 2. Merged units but equivalent outcome.	
LMTTF2016A Install products on and off-site	Revised unit to replace LMTPRTF-10AA Install products on and off-site – 1 and LMTPRTF-10BA Install products on and off-site – 2. Merged units but equivalent outcome.	Not reviewed
LMTTF2017A Cut, bend and shape metal	Revised unit to replace LMTPRTF-12AA Cut, bend and shape metal –1 and LMTPRTF-12BA Cut, bend and shape metal – 2. Merged units but equivalent outcome.	Not reviewed
LMTTF2018A Use canvas and sail production tools	Revised version of LMTPRTF-13A Use power tools. Equivalent outcome.	Not reviewed
LMTTF2019A Inspect canvas or sail product	Revised unit to replace LMTPRTF-15AA Inspect product – 1 and LMTPRTF-15BA Inspect product – 2. Merged units but equivalent outcome.	Not reviewed
LMTTF3001A Identify customer requirements (on site)	Revised version of LMTPDF-04AA. Equivalent outcome.	Not reviewed
LMTTF3002A Gain customer acceptance of service proposal	Revised version of LMTPDF-04BA Identify customer requirements (on site) and gain customer acceptance. Not equivalent.	Not reviewed

LMT07 Units	Comment in relation to LMT00 Version 3	Comment in relation to LMT00 Version 2
LMTTF3003A Produce patterns for 3D products	Revised version of LMTPDTF-03BA. Equivalent outcome.	Not reviewed
LMTTF3004A Perform advanced welding of plastic materials	Revised version of LMTPRTF-06CA Weld plastic materials – 3. Equivalent outcome.	Not reviewed
LMTTF3005A Apply lofting skills to sail making	New unit	
LMTTF3006A Cut and join sail panels	New unit	
Clothing Production [CL]		
LMTCL1001B Produce a simple garment	Version 2 content and template maintained. Employability skills added. Equivalent outcome.	New unit Targets VET in schools application
LMTCL2001B Use a sewing machine	Version 2 content and template maintained. Employability skills added. Equivalent outcome.	Replaces LMTPRCL-01AA Sew garments – 1. Not equivalent.
LMTCL2002B Provide hand sewing and finishing support	Version 2 content and template maintained. Employability skills added. Equivalent outcome.	New unit
LMTCL2003B Identify fibres and fabrics	Version 2 content and template maintained. Employability skills added. Equivalent outcome.	Replaces LMTPRCL-01AA Sew garments – 1. Not equivalent.
LMTCL2004B Sew components	Version 2 content and template maintained. Employability skills added. Equivalent	Replaces LMTPRCL-01BA Sew garments – 2. Not equivalent.

LMT07 Units	Comment in relation to LMT00 Version 3	Comment in relation to LMT00 Version 2
	outcome.	
LMTCL2005B Use specialised machinery or processes to assist assembly production	Version 2 content and template maintained. Employability skills added. Equivalent outcome.	New unit
LMTCL2006B Press work	Version 2 content and template maintained. Employability skills added. Equivalent outcome.	Revised unit to replace LMTPRCL-03AA Press work 1 and LMTPRCL-03BA Press work - 2. Merged units but equivalent outcome.
LMTCL2007B Lay up, mark and cut uncomplicated fabrics and lays	Version 2 content and template maintained. Employability skills added. Equivalent outcome.	Equivalent to LMTPRCL-04AA Lay-up work – 1, LMTPRCL-04BA Lay up work – 2; LMTPRCL-02AA Cut work – 1, LMTPRCL-02BA Cut work – 2 and LMTPRCL-05AA Make marker – 1. Not equivalent.
LMTCL2008B Finish garment production	Version 2 content and template maintained. Employability skills added. Equivalent outcome.	New unit replaces LMTPRCL-09AA Finish work – 1; LMTPRCL-09BA Finish work – 2; LMTPRCL-06AA Bundle cut work – 1; LMTPRCL-07AA Make tickets and labels – 1; LMTPRCL-07BA Make tickets and labels – 2. Not equivalent.
LMTCL2009B Despatch work	Version 2 content and template maintained. Employability skills added. Equivalent outcome.	New unit
LMTCL2010B Modify patterns to create basic styles	Version 2 content and template maintained. Employability skills	New unit

LMT07 Units	Comment in relation to LMT00 Version 3	Comment in relation to LMT00 Version 2
	added. Equivalent outcome.	
LMTCL2011B Draw and interpret a basic sketch	Version 2 content and template maintained. Employability skills added. Equivalent outcome.	New unit
LMTCL2012B Organise and plan own work in a home-based production environment	Version 2 content and template maintained. Employability skills added. Equivalent outcome.	Revised unit replaces LMTPRCL-15A Organise and plan own work in home-based/outside factory environment. Equivalent outcome.
LMTCL2013B Block and shape headwear by machine	Version 2 content and template maintained. Employability skills added. Equivalent outcome.	Revised unit replaces LMTPRHM-01AA Block and shape headwear by hand – 1 and LMTPRHM-01BA Block and shape headwear by hand – 2. Merged units but equivalent outcome. Headwear unit now incorporated in Clothing Production qualifications
LMTCL2014B Pack, store, handle or despatch headwear	Version 2 content and template maintained. Employability skills added. Equivalent outcome.	Revised unit replaces LMTPRHM-08A Pack, store and despatch headwear. Equivalent outcome.
LMTCL2015B Finish headwear	Version 2 content and template maintained. Employability skills added. Equivalent outcome.	Revised unit replaces LMTPRHM Finish headwear -06A. Headwear unit now incorporated in Clothing Production qualifications. Equivalent outcome.
LMTCL2016B Trim headwear	Version 2 content and template maintained. Employability skills added. Equivalent	Revised unit replaces LMTPRHM-05A Trim headwear. Headwear unit now incorporated in

LMT07 Units	Comment in relation to LMT00 Version 3	Comment in relation to LMT00 Version 2
	outcome.	Clothing Production qualifications. Equivalent outcome.
LMTCL2017B Access and use information resources for clothing production operations	Version 2 content and template maintained. Employability skills added. Equivalent outcome.	New unit
LMTCL2018B Perform basic maintenance of headwear	Version 2 content and template maintained. Employability skills added. Equivalent outcome.	Revised unit replaces LMTPRHM-07A Perform basic maintenance of headwear. Headwear unit now incorporated in Clothing Production qualifications Equivalent outcome.
LMTCL3001B Identify fabric performance and handling requirements	Version 2 content and template maintained. Employability skills added. Equivalent outcome.	New unit
LMTCL3002B Prepare and produce sewn garment	Version 2 content and template maintained. Employability skills added. Equivalent outcome.	Replaces LMTPRCL-01CA Sew garments – 3 Not equivalent.
LMTCL3003B Perform garment repairs and alterations	Version 2 content and template maintained. Employability skills added. Equivalent outcome.	New unit
LMTCL3004B Press whole garments	Version 2 content and template maintained. Employability skills added. Equivalent outcome.	Revised unit replaces LMTPRCL-03CA Press work – 3 and LMTPRCL-03DA Press work – 4. Merged units but equivalent outcome.
LMTCL3005B Lay up and cut complicated fabrics and	Version 2 content and template maintained.	Revised unit replaces LMTPRCL-02CA, Cut

LMT07 Units	Comment in relation to LMT00 Version 3	Comment in relation to LMT00 Version 2
lays	Employability skills added. Equivalent outcome.	work – 3 and LMTPRCL-04CA Lay up work – 3 Not equivalent.
LMTCL3006B Assemble bra or swimwear	Version 2 content and template maintained. Employability skills added. Equivalent outcome.	New unit
LMTCL3007B Embellish garment by hand or machine	Version 2 content and template maintained. Employability skills added. Equivalent outcome.	New unit
LMTCL3008B Set and produce digital embroidery	Version 2 content and template maintained. Employability skills added. Equivalent outcome.	New unit
LMTCL3009B Develop patterns from a block using basic patternmaking principles	Version 2 content and template maintained. Employability skills added. Equivalent outcome.	New unit
LMTCL3010B Sew woven and stretch knit garments	Version 2 content and template maintained. Employability skills added. Equivalent outcome.	New unit
LMTCL3011B Contribute to garment production process improvements	Version 2 content and template maintained. Employability skills added. Equivalent outcome.	New unit
LMTCL3012B Make marker for complicated fabrics and lays	Version 2 content and template maintained. Employability skills added. Equivalent outcome.	Replaces LMTPRCL-05AA Make marker - 1 and LMTPRCL-05BA Make marker - 2. Merged units but equivalent

LMT07 Units	Comment in relation to LMT00 Version 3	Comment in relation to LMT00 Version 2
		outcome.
LMTCL3013B Interpret patterns and apply pattern information	Version 2 content and template maintained. Employability skills added. Equivalent outcome.	New unit
LMTCL3014B Interact and communicate with garment production personnel	Version 2 content and template maintained. Employability skills added. Equivalent outcome.	New unit
LMTCL4001A Perform sample machining of bespoke garments	Replaces LMTPRCL-01DA Sew garments – 4. Equivalent outcome.	Not reviewed
LMTCL4002A Assemble and fit commercially tailored or bespoke garments	Revised unit replaces LMTPRCL-14A Assemble and fit custom-made or bespoke garments. Equivalent outcome.	Not reviewed
LMTCL4003A Measure, lay-up and cut commercially tailored garments	Revised unit replaces LMTPRCL-12A Measure, lay-up and cut custom-made garments. Equivalent outcome.	Not reviewed
LMTCL4004A Determine and perform garment maintenance repair	Revised unit replaces LMTPRCL-13A. Equivalent outcome.	Not reviewed
Millinery [ML]		
LMTML1001A Make a simple headpiece	New unit targets VET in schools application	Not reviewed
LMTML2001A Identify materials used in millinery	New unit	
LMTML2002A Make flat patterns for millinery	New unit	

LMT07 Units	Comment in relation to LMT00 Version 3	Comment in relation to LMT00 Version 2
LMTML2003A Produce and attach millinery trims	New unit	
LMTML2004A Produce felt for millinery	New unit	
LMTML2005A Place and cut millinery patterns	New unit	
LMTML2006A Use millinery steaming and pressing equipment	New unit	
LMTML2007A Block and shape millinery by hand	Revised unit replaces LMTPRHM-01AA Block and shape headwear by hand – 1 and LMTPRHM-01BA Block and shape headwear by hand – 2. Merged units but equivalent outcome.	Not reviewed
LMTML2008A Assemble simple blocked millinery components	Revised unit replaces LMTPRHM-04A Assemble blocked headwear components. Equivalent outcome.	Not reviewed
LMTML2009A Apply millinery sewing and adhesion techniques	New unit	
LMTML2010A Make millinery with flat pattern components	New unit	
LMTML3001A Make flat patterns from hat blocks	New unit	
LMTML3002A Block and shape complex millinery	New unit	
LMTML3003A Make millinery using a pattern	New unit	

LMT07 Units	Comment in relation to LMT00 Version 3	Comment in relation to LMT00 Version 2
derived from a hat block		
LMTML3004A Identify performance and handling requirements of millinery materials	New unit	
LMTML3005A Use skin, fur or leather in millinery products	New unit	
LMTML3006A Assemble complex blocked millinery components	Revised unit replaces LMTPRHM-04A Assemble blocked headwear components. Equivalent outcome.	Not reviewed
LMTML4001A Undertake specific millinery construction techniques	Revised version of LMTPRHM-09A. Equivalent outcome.	Not reviewed
LMTML4002A Rejuvenate millinery	Revised version of LMTPRHM-10A. Equivalent outcome.	Not reviewed
LMTML4003A Present and display millinery	Revised version of LMTSMHM-01A. Equivalent outcome.	Not reviewed
LMTML4004A Manage millinery procurement and cost millinery products	Revised version of LMTPUHM-01A. Equivalent outcome.	Not reviewed
LMTML4005A Undertake initial millinery consultation, subsequent fittings and finishing	Revised version of LMTPDHM-01A. Equivalent outcome.	Not reviewed
LMTML4006A Sketch and prepare millinery fashion designs	Revised version of LMTPDHM-02A. Equivalent outcome.	Not reviewed
LMTML4007A Make millinery patterns	Revised version of LMTPDHM-03A. Equivalent outcome.	Not reviewed

LMT07 Units	Comment in relation to LMT00 Version 3	Comment in relation to LMT00 Version 2
LMTML4008A Undertake couture millinery	Revised version of LMTPDHM-04A Couture Millinery. Equivalent outcome.	Not reviewed
LMTML4009A Modify millinery blocks to make new shapes	New unit	
LMTML4010A Make couture trims	New unit	
Footwear Production [FP]		
LMTFP1001B Embellish footwear	Version 2 content and template maintained. Employability skills added. Equivalent outcome.	New unit targets VET in schools application
LMTFP2001B Identify materials used in footwear production	Version 2 content and template maintained. Employability skills added. Equivalent outcome.	New unit
LMTFP2002B Perform stuff cutting	Version 2 content and template maintained. Employability skills added. Equivalent outcome.	<ul style="list-style-type: none"> Revised unit replaces LMTPRFT-02AA Perform stuff cutting – 1 and LMTPRFT-02BA Perform stuff cutting – 2. Merged units but equivalent outcome.
LMTFP2003B Cut printed materials by machine	Version 2 content and template maintained. Employability skills added. Equivalent outcome.	<ul style="list-style-type: none"> Revised unit replaces LMTPRFT-01AA and LMTPRFT-01BA Cut by machine 1, 2. Not equivalent.
LMTFP2004B Cut non printed leather by machine	Version 2 content and template maintained. Employability skills added. Equivalent outcome.	<ul style="list-style-type: none"> As above

LMT07 Units	Comment in relation to LMT00 Version 3	Comment in relation to LMT00 Version 2
LMTFP2005B Operate machine to sew upper	Version 2 content and template maintained. Employability skills added. Equivalent outcome.	Revised units replace LMTPRFT-03BA Machine upper – 2; LMTPRFT-03CA Machine upper – 3; LMTPRFT-03DA Machine upper – 4 . Merged units but equivalent outcome.
LMTFP2006B Machine upper according to product requirements	Version 2 content and template maintained. Employability skills added. Equivalent outcome.	<ul style="list-style-type: none"> As above
LMTFP2007B Last shoe by machine	Version 2 content and template maintained. Employability skills added. Equivalent outcome.	Units replace LMTPRFT-06AA Make shoe – 1 LMTPRFT-06BA Make shoe – 2; LMTPRFT-06CA Make shoe – 3 ; LMTPRFT-06DA Make shoe – 4. Merged units but equivalent outcome.
LMTFP2008B Perform moulding operations	Version 2 content and template maintained. Employability skills added. Equivalent outcome.	New unit
LMTFP2009B Perform footwear finishing operations	Version 2 content and template maintained. Employability skills added. Equivalent outcome.	New unit
LMTFP20010B Repair footwear product	Version 2 content and template maintained. Employability skills added. Equivalent outcome.	New unit
LMTFP2011B Perform table-based operations	Version 2 content and template maintained. Employability skills added. Equivalent	Revised version of LMTPRFT-09AA Perform table-based operations – 1 and LMTPRFT-09BA;

LMT07 Units	Comment in relation to LMT00 Version 3	Comment in relation to LMT00 Version 2
	outcome.	Perform table-based operations – 2. Merged units but equivalent outcome.
LMTFP3001B Cut leather by hand	Version 2 content and template maintained. Employability skills added. Equivalent outcome.	Revised version of LMTPRGN-17A. Equivalent outcome.
LMTFP3002B Hand last shoe	Version 2 content and template maintained. Employability skills added. Equivalent outcome.	Revised version of LMTPRFT-05A. Equivalent outcome.
LMTFP3003B Assemble shoe by hand	Version 2 content and template maintained. Employability skills added. Equivalent outcome.	Revised version of LMTPRFT-07A Make shoe by hand. Equivalent outcome.
LMTFP3004B Contribute to footwear production improvement processes	Version 2 content and template maintained. Employability skills added. Equivalent outcome.	New unit
LMTFP3005B Supervise footwear production operations	Version 2 content and template maintained. Employability skills added. Equivalent outcome.	New unit
LMTFP3006B Apply foot anatomy principles to footwear production	Version 2 content and template maintained. Employability skills added. Equivalent outcome.	New unit

LMT07 Units	Comment in relation to LMT00 Version 3	Comment in relation to LMT00 Version 2
<ul style="list-style-type: none"> LMTFP4001A Develop design for custom-made footwear 	New unit Incorporates content from LMTPDFT-02A Assist with development of design and LMTPDFT-03A Determine client footwear requirements. Not equivalent.	
LMTFP4002A Make patterns for custom-made footwear	New unit based on LMTPDFT-04A Design and make patterns. Equivalent outcome.	
LMTFP4003A Prepare, cut and sew custom-made shoe components	Revised unit replaces LMTPRFT-10A. Includes content from LMTPDFT-05A Select and make shoe last. Not equivalent.	Not reviewed
LMTFP4004A Assemble and finish custom-made shoe	Revised unit replaces LMTPRFT-11A. Equivalent outcome.	Not reviewed
LMTFP4005A Fit custom-made footwear	Revised unit replaces LMTPRFT-12A. Equivalent outcome.	Not reviewed
Footwear Repair [FR]		
LMTFR2001A Assess and cost footwear repair job	Revised version of LMTPRFR-01A. Equivalent outcome.	Not reviewed
LMTFR2002A Supply and fit new heel block	Revised version of LMTPRFR-02A Supply and fit new heel block and/or replace top piece. Not equivalent.	Not reviewed
LMTFR2003A Attach non-slip sole or heel top piece	New unit combines content from LMTPRFR-03A Attach non-slip sole and/or heel	Not reviewed

LMT07 Units	Comment in relation to LMT00 Version 3	Comment in relation to LMT00 Version 2
	LMTPRFR-04A Replace top piece. Not equivalent.	
LMTFR2004A Replace half leather sole	Revised version of LMTPRFR-05A. Equivalent outcome.	Not reviewed
LMTFR2005A Sew or patch by machine	Revised version of LMTPRFR-06A. Equivalent outcome.	Not reviewed
LMTFR3001A Replace full sole and heel	Revised version of LMTPRFR-08A. Equivalent outcome.	Not reviewed
LMTFR3002A Operate sole stitcher	Revised version of LMTPRFR-09A. Equivalent outcome.	Not reviewed
LMTFR3003A Hand sew welt	Revised version of LMTPRFR-10A. Equivalent outcome.	Not reviewed
LMTFR3004A Re-cover footwear	Revised version of LMTPRFR-11A. Equivalent outcome.	Not reviewed
LMTFR3005A Dye footwear or leather product	Revised version of LMTPRFR-07A Dye footwear/item. Equivalent outcome.	Not reviewed
LMTFR3006A Undertake specialised footwear repair techniques	New unit	
Leather Production [LG and HL]		
LMTLG2000A Skive leather pieces	Revised unit replaces LMTPLG-02A and B Skive leather pieces 1 and 2. Merged units but equivalent outcome.	Not reviewed

LMT07 Units	Comment in relation to LMT00 Version 3	Comment in relation to LMT00 Version 2
LMTLG2001A Cut by machine	Revised unit replaces LMTPLRG-03A and B and C Cut by machine 1,2 and 3. Merged units but equivalent outcome.	Not reviewed
LMTLG2002A Sew leather by machine	Revised unit replaces LMTPLRG04AA and BA Sew leather by machine 1 and 2. Merged units but equivalent outcome.	Not reviewed
LMTLG2003A Perform table work	Revised unit replaces LMTPLRG-06 A and B and C Perform table work 1, 2 and 3. Merged units but equivalent outcome.	Not reviewed
LMTLG2004A Operate leather production machines	Revised unit replaces LMTPLRG-07 A and B and C Operate leather production machines 1, 2 and 3. Merged units but equivalent outcome.	Not reviewed
LMTLG2005A Split leather pieces	Revised version of LMTPLRG-01A. Equivalent outcome.	Not reviewed
LMTLG2006A Identify materials used in leather goods production	New unit	Not reviewed
LMTLG3001A Make a prototype	Revised version of LMTPLDLG-01A. Equivalent outcome.	Not reviewed
LMTLG3002A Cut leather by hand	Revised version of LMTPLRGN-17A. Equivalent outcome.	Not reviewed
LMTLG3003A Sew leather by hand	Revised unit replaces LMTPLRG-05 A and B and C Sew leather by	Not reviewed

LMT07 Units	Comment in relation to LMT00 Version 3	Comment in relation to LMT00 Version 2
	hand 1, 2 and 3. Merged units but equivalent outcome.	
LMTLG3004A Apply finishes to leather products	New unit	Not reviewed
LMTLG3005A Grade leather	Version 2 content and template maintained. Equivalent outcome.	Revised version of LMTPRGN-18A. Equivalent outcome.
LMTLG3006A Apply pattern specifications to saddlery products	New unit	
LMTLG3007A Assemble saddle components	New unit	
LMTHL2001A Undertake receipt, storage, handling and preservation of materials or products	Revised version of LMTPRHL-01A. Equivalent outcome.	Not reviewed
LMTHL2002A Perform fellmongering processes	Revised version of LMTPRHL-02A. Equivalent outcome.	Not reviewed
LMTHL2003A Operate machines to prepare hides or skins for tanning	Revised version of LMTPRHL-03A. Equivalent outcome.	Not reviewed
LMTHL2004A Prepare chemicals to a formula	Revised version of LMTPRHL-04A. Equivalent outcome.	Not reviewed
LMTHL2006A Use drum or vessel to prepare or tan hides or skins	Revised version of LMTPRHL-06A. Equivalent outcome.	Not reviewed
LMTHL2007A Operate machines to crust hides, skins or leather	Revised version of LMTPRHL-07A. Equivalent outcome.	Not reviewed
LMTHL2008A Use drum or vessel to crust hides, skins or leather	Revised version of LMTPRHL-08A. Equivalent outcome.	Not reviewed

LMT07 Units	Comment in relation to LMT00 Version 3	Comment in relation to LMT00 Version 2
LMTHL2009A Perform drying operations	Revised version of LMTPRHL-09A. Equivalent outcome.	Not reviewed
LMTHL2010A Finish hides, skins or leather	Revised version of LMTPRHL-10A. Equivalent outcome.	Not reviewed
LMTHL2011A Trim hides, skins or leather	Revised version of LMTPRHL-11A. Equivalent outcome.	Not reviewed
LMTHL2012A Sort, grade or class hides, skins or leather	Revised version of LMTPRHL-12A. Equivalent outcome.	Not reviewed
LMTHL3001A Determine suitability of hide, skin and leather for leather goods	New unit	
LMTHL3002A Determine tanning requirements for hide, skin and leather	New unit	
Laundry Operations [LA]		
LMTLA2001A Conduct safe handling of laundry chemicals	New unit	
LMTLA2002A Operate washing machines	Revised version of LMTPRLA-02A . Equivalent outcome.	Not reviewed
LMTLA2003A Control washing machine operation	Revised version of LMTPRLA-03A . Equivalent outcome.	Not reviewed
LMTLA2004A Perform linen rewash	Revised version of LMTPRLA-04A. Equivalent outcome.	Not reviewed
LMTLA2005A Operate hydro extractor	Revised version of LMTPRLA-05A. Equivalent outcome.	Not reviewed

LMT07 Units	Comment in relation to LMT00 Version 3	Comment in relation to LMT00 Version 2
LMTLA2006A Perform conditioning and drying processes	Revised version of LMTPLA-06A. Equivalent outcome.	Not reviewed
LMTLA2007A Finish products for despatch	Revised version of LMTPLA-07A Operate finishing equipment. Equivalent outcome.	Not reviewed
LMTLA2008A Repair damaged laundry items	Revised version of LMTPLA-08A. Equivalent outcome.	Not reviewed
LMTLA2009A Inspect, fold and pack theatre linen	Revised version of LMTPLA-09A. Equivalent outcome.	Not reviewed
LMTLA2010A Prepare products for storage or despatch	Revised unit replaces LMTPLA-10A. Equivalent outcome.	Not reviewed
LMTLA2011A Apply infection control policies and procedures in laundry operations	New unit	
LMTLA3001A Perform advanced laundry operations	New unit	
LMTLA3002A Determine linen rental requirements	New unit	
LMTLA4001A Monitor compliance with industry standards and regulations	Revised version of LMTMTLA-01A. Equivalent outcome.	Not reviewed
LMTLA4002A Program and monitor commercial laundry machine control systems	Revised version of LMTEMLA-01A. Equivalent outcome.	Not reviewed
Dry Cleaning Operations [DC]		
LMTDC2001A Provide customer service in a dry	Revised unit replaces LMTPRDC-01A Provide customer service in a dry	Not reviewed

LMT07 Units	Comment in relation to LMT00 Version 3	Comment in relation to LMT00 Version 2
cleaning or laundry enterprise	cleaning enterprise. Equivalent outcome.	
LMTDC2002A Conduct safe handling of perchloroethylene and other dry cleaning chemicals and solvents	New unit	
LMTDC2003A Perform pre- and post-spotting	Revised version of LMTPRDC-03A. Equivalent outcome.	Not reviewed
LMTDC2004A Operate dry cleaning machines	Revised version of LMTPRDC-04A. Equivalent outcome.	Not reviewed
LMTDC2005A Operate wet cleaning machines	Revised version of LMTPRDC-05A. Equivalent outcome.	Not reviewed
LMTDC2006A Operate finishing equipment	Revised version of LMTPRDC-06A. Equivalent outcome.	Not reviewed
LMTDC2007A Receive and sort articles for cleaning	Revised version of LMTPRDC-02A Receive and sort garments. Equivalent outcome.	Not reviewed
LMTDC2008A Carry out final inspection of articles	Revised version of LMTPRDC-08A. Equivalent outcome.	Not reviewed
LMTDC2009A Prepare articles for storage or despatch	Revised version of LMTPRDC-10A. Equivalent outcome.	Not reviewed
LMTDC2010A Identify fabric and garment cleaning requirements	New unit	
LMTDC3001A Perform advanced spotting	New unit	
LMTDC3002A Dry clean	New unit	

LMT07 Units	Comment in relation to LMT00 Version 3	Comment in relation to LMT00 Version 2
garments with special treatment requirements		
Medical Grade Footwear [MF]		
LMTMF4001A Select and adjust prefabricated footwear-related orthoses	Revised version of LMTPRMF01A. Equivalent outcome.	Not reviewed
LMTMF4002A Conduct medical grade footwear assessments for clients with footwear related medical conditions	Revised version of LMTPD MF02A. Equivalent outcome.	Not reviewed
LMTMF4003A Modify medical grade footwear	Revised version of LMTPD MF08A. Equivalent outcome.	Not reviewed
LMTMF4004A Select and adjust prefabricated medical grade footwear and accessories	Revised version of LMTPRMF02A. Equivalent outcome.	Not reviewed
LMTMF5001A Select and/or produce and adjust cast for accommodative orthoses	Revised version of LMTPD MF06A. Equivalent outcome.	Not reviewed
LMTMF5002A Fit, trial and review medical grade footwear and orthoses (up to medium complexity and risk conditions)	Revised version of LMTPD MF10A. Equivalent outcome.	Not reviewed
LMTMF5003A Produce accommodative orthoses	Revised version of LMTPD MF12A. Equivalent outcome.	Not reviewed
LMTMF6001A Conduct comprehensive medical grade footwear assessments for clients with footwear-related medical conditions	Revised version of LMTPD MF01A. Equivalent outcome.	Not reviewed
LMTMF6002A Design,	Revised version of	Not reviewed

LMT07 Units	Comment in relation to LMT00 Version 3	Comment in relation to LMT00 Version 2
evaluate and make patterns for medical grade custom made footwear	LMTDPMF03A. Equivalent outcome.	
LMTMF6003A Research and evaluate medical grade footwear conditions, processes and products	Revised version of LMTDPMF04A. Equivalent outcome.	Not reviewed
LMTMF6004A Produce negative and positive casts for lasts and/or corrective orthoses	Revised version of LMTDPMF05A. Equivalent outcome.	Not reviewed
LMTMF6005A Produce custom-made medical grade footwear	Revised version of LMTDPMF07A. Equivalent outcome.	Not reviewed
LMTMF6006A Fit, trial and review custom-made, medical grade footwear and orthoses (high complexity and risk conditions)	Revised version of LMTDPMF09A. Equivalent outcome.	Not reviewed
LMTMF6007A Produce corrective orthoses	Revised version of LMTDPMF11A. Equivalent outcome.	Not reviewed
Technical Textiles and Non-wovens [TN]		
LMTTN2001B Set up and operate a dry laid web forming machine	Version 2 content and template maintained. Employability skills added. Equivalent outcome.	New unit
LMTTN2002B Set up and operate a spun bond web forming machine	Version 2 content and template maintained. Employability skills added. Equivalent outcome.	New unit
LMTTN2003B Use basic recognition techniques to identify technical and non-	Version 2 content and template maintained. Employability skills	New unit

LMT07 Units	Comment in relation to LMT00 Version 3	Comment in relation to LMT00 Version 2
woven textiles	added. Equivalent outcome.	
LMTTN2004B Undertake web bonding processes	Version 2 content and template maintained. Employability skills added. Equivalent outcome.	New unit
LMTTN2005B Undertake web conversion and finishing	Version 2 content and template maintained. Employability skills added. Equivalent outcome.	New unit
LMTTN2006B Identify purpose and performance outcomes of technical textile product	Version 2 content and template maintained. Employability skills added. Equivalent outcome.	New unit
LMTTN2007B Conduct technical textile mechanical finishing processes	Version 2 content and template maintained. Employability skills added. Equivalent outcome.	New unit
LMTTN2008B Conduct heat setting on a technical textile	Version 2 content and template maintained. Employability skills added. Equivalent outcome.	New unit
LMTTN2009B Apply surface coating to technical textiles	Version 2 content and template maintained. Employability skills added. Equivalent outcome.	New unit
LMTTN2010B Apply laminations and fusible interlinings to technical textiles	Version 2 content and template maintained. Employability skills added. Equivalent outcome.	New unit
LMTTN2011B Undertake	Version 2 content and	New unit

LMT07 Units	Comment in relation to LMT00 Version 3	Comment in relation to LMT00 Version 2
fibre blending and feeding for non-woven textile production processes	template maintained. Employability skills added. Equivalent outcome.	
Fashion Design and Technology [FD]		
LMTFD2001B Design and produce a simple garment	Version 2 content and template maintained. Employability skills added. Equivalent outcome.	New unit
LMTFD2002B Apply printing techniques to produce indigenous textile designs	Version 2 content and template maintained. Employability skills added. Equivalent outcome.	New unit
LMTFD2003B Apply dyeing techniques to produce indigenous textile designs	Version 2 content and template maintained. Employability skills added. Equivalent outcome.	New unit
LMTFD2004B Work within an indigenous cultural framework	Version 2 content and template maintained. Employability skills added. Equivalent outcome.	New unit
LMTFD2005B Identify design process for fashion designs	Version 2 content and template maintained. Employability skills added. Equivalent outcome.	New unit
LMTFD3001B Market design product to local outlets	Version 2 content and template maintained. Employability skills added. Equivalent outcome.	New unit
LMTFD3002B Design and produce Indigenous textiles to	Version 2 content and template maintained.	New unit

LMT07 Units	Comment in relation to LMT00 Version 3	Comment in relation to LMT00 Version 2
a brief	Employability skills added. Equivalent outcome.	
LMTFD3003B Prepare design concept for a simple garment	Version 2 content and template maintained. Employability skills added. Equivalent outcome.	New unit
LMTFD3004B Draw a trade drawing for fashion design	Version 2 content and template maintained. Employability skills added. Equivalent outcome.	New unit
LMTFD4001B Apply design studio process	Version 2 content and template maintained. Employability skills added. Equivalent outcome.	New unit
LMTFD4002B Apply principles of colour theory to fashion design development	Version 2 content and template maintained. Employability skills added. Equivalent outcome.	New unit
LMTFD4003B Assist in preparation of preliminary design concepts	Version 2 content and template maintained. Employability skills added. Equivalent outcome.	New unit
LMTFD4004B Calculate cost estimates for fashion products	Version 2 content and template maintained. Employability skills added. Equivalent outcome.	New unit
LMTFD4005B Communicate and sell design concepts	Version 2 content and template maintained. Employability skills added. Equivalent outcome.	New unit

LMT07 Units	Comment in relation to LMT00 Version 3	Comment in relation to LMT00 Version 2
LMTFD4006B Interact and network with fashion industry participants	Version 2 content and template maintained. Employability skills added. Equivalent outcome.	New unit
LMTFD4007B Conduct quality assurance for garments	Version 2 content and template maintained. Employability skills added. Equivalent outcome.	New unit
LMTFD4008B Construct stock size block for garment to meet size and fit specifications	Version 2 content and template maintained. Employability skills added. Equivalent outcome.	New unit
LMTFD4009B Create and edit digital embroidery designs	Version 2 content and template maintained. Employability skills added. Equivalent outcome.	New unit
LMTFD4010B Create pattern to meet design specifications applying advanced patternmaking principles	Version 2 content and template maintained. Employability skills added. Equivalent outcome.	New unit
LMTFD4011B Cut fabrics for prototype designs	Version 2 content and template maintained. Employability skills added. Equivalent outcome.	New unit
LMTFD4012B Develop product specifications for fashion design	Version 2 content and template maintained. Employability skills added. Equivalent outcome.	New unit
LMTFD4013B Grade 2D patterns	Version 2 content and template maintained. Employability skills	New unit

LMT07 Units	Comment in relation to LMT00 Version 3	Comment in relation to LMT00 Version 2
	added. Equivalent outcome.	
LMTFD4014B Identify contemporary fashion influences and construction techniques	Version 2 content and template maintained. Employability skills added. Equivalent outcome.	New unit
LMTFD4015B Create pattern from block to meet customer specifications	Version 2 content and template maintained. Employability skills added. Equivalent outcome.	New unit
LMTFD4016B Sew design prototypes	Version 2 content and template maintained. Employability skills added. Equivalent outcome.	New unit
LMTFD4017B Source materials and resources for production of fashion design	Version 2 content and template maintained. Employability skills added. Equivalent outcome.	New unit
LMTFD4018B Use and apply sizing systems appropriate for fashion design	Version 2 content and template maintained. Employability skills added. Equivalent outcome.	New unit
LMTFD4019B Use colourisation techniques on fabrics	Version 2 content and template maintained. Employability skills added. Equivalent outcome.	New unit
LMTFD4020B Use electronic fashion design tools	Version 2 content and template maintained. Employability skills added. Equivalent outcome.	New unit
LMTFD4021B Drape fabrics	Version 2 content and	New unit

LMT07 Units	Comment in relation to LMT00 Version 3	Comment in relation to LMT00 Version 2
to make patterns	template maintained. Employability skills added. Equivalent outcome.	
LMTFD5001B Design bras and swimwear	Version 2 content and template maintained. Employability skills added. Equivalent outcome.	New unit
LMTFD5002B Develop and test patterns for bras and swimwear	Version 2 content and template maintained. Employability skills added. Equivalent outcome.	New unit
LMTFD5003B Analyse fit model	Version 2 content and template maintained. Employability skills added. Equivalent outcome.	New unit
LMTFD5004B Develop marketing plans for fashion products	Version 2 content and template maintained. Employability skills added. Equivalent outcome.	New unit
LMTFD5005B Manipulate fabrics to create new finishes	Version 2 content and template maintained. Employability skills added. Equivalent outcome.	New unit
LMTFD5006B Evaluate fashion designs against set criteria	Version 2 content and template maintained. Employability skills added. Equivalent outcome.	New unit
LMTFD5007B Analyse influences on contemporary fashion designs	Version 2 content and template maintained. Employability skills added. Equivalent	New unit

LMT07 Units	Comment in relation to LMT00 Version 3	Comment in relation to LMT00 Version 2
	outcome.	
LMTFD5008B Conduct fashion design purchasing	Version 2 content and template maintained. Employability skills added. Equivalent outcome.	New unit
LMTFD5009B Cost design production	Version 2 content and template maintained. Employability skills added. Equivalent outcome.	New unit
LMTFD5010B Develop and present design concepts within specific guidelines	Version 2 content and template maintained. Employability skills added. Equivalent outcome.	Revised version of LMTPDCL-05A Develop/present design concept/s within specified guidelines. Equivalent outcome.
LMTFD5011B Produce fashion illustrations	Version 2 content and template maintained. Employability skills added. Equivalent outcome.	New unit
LMTFD5012B Perform contour draping	Version 2 content and template maintained. Employability skills added. Equivalent outcome.	New unit
LMTFD5013B Develop merchandising plans for fashion products	Version 2 content and template maintained. Employability skills added. Equivalent outcome.	New unit
LMTFD5014B Construct complex blocks for fashion garments	Version 2 content and template maintained. Employability skills added. Equivalent outcome.	New unit based on but not equivalent to LMTPDCL-06A Construct block to make patterns
LMTFD5015B Develop patterns for complex fashion	Version 2 content and template maintained.	New unit

LMT07 Units	Comment in relation to LMT00 Version 3	Comment in relation to LMT00 Version 2
garments	Employability skills added. Equivalent outcome.	
LMTFD5016B Grade shaped patterns	Version 2 content and template maintained. Employability skills added. Equivalent outcome.	New unit
LMTFD5017B Apply design studio processes to meet client brief	Version 2 content and template maintained. Employability skills added. Equivalent outcome.	New unit based on but not equivalent to LMTPDCL-04A Respond to design brief
LMTFD5018B Understand and specify advanced construction processes	Version 2 content and template maintained. Employability skills added. Equivalent outcome.	New unit
LMTFD5019B Analyse individual fit and make pattern alterations	Version 2 content and template maintained. Employability skills added. Equivalent outcome.	New unit
LMTFD6001B Evaluate commercial viability of designs	Version 2 content and template maintained. Employability skills added. Equivalent outcome.	New unit
LMTFD6002B Manage product development of fashion designs	Version 2 content and template maintained. Employability skills added. Equivalent outcome.	New unit
LMTFD6003B Manage fashion design process	Version 2 content and template maintained. Employability skills added. Equivalent outcome.	New unit

LMT07 Units	Comment in relation to LMT00 Version 3	Comment in relation to LMT00 Version 2
LMTFD6004B Manage advanced patternmaking processes	Version 2 content and template maintained. Employability skills added. Equivalent outcome.	New unit
LMTFD6005B Drape structured over garments	Version 2 content and template maintained. Employability skills added. Equivalent outcome.	New unit
LMTFD6006B Develop a fashion range	Version 2 content and template maintained. Employability skills added. Equivalent outcome.	New unit
LMTFD6007B Implement specialised patternmaking technologies	Version 2 content and template maintained. Employability skills added. Equivalent outcome.	New unit
LMTFD6008B Apply studio processes to create and produce designs for commercial production	Version 2 content and template maintained. Employability skills added. Equivalent outcome.	New unit
LMTFD6009B Analyse fashion industry textiles to guide commercial development	Version 2 content and template maintained. Employability skills added. Equivalent outcome.	New unit
Textile Design and Development [TD]		
LMTTD4001A Produce knitted textile samples	New unit	
LMTTD4003A Produce woven textile samples	New unit	

LMT07 Units	Comment in relation to LMT00 Version 3	Comment in relation to LMT00 Version 2
LMTTD4004A Produce woven tapestry samples	New unit	
LMTTD4005A Produce printed designs on woven and non woven substrates	New unit	
LMTTD4006A Source textile materials and resources	New unit	
LMTTD4007A Analyse textile design influences	New unit	
LMTTD4008A Present and promote textile design concepts	New unit	
LMTTD4009A Assist in the development of textile designs	New unit	
LMTTD4010A Apply manipulation techniques to create experimental textile samples	New unit	
LMTTD4011A Estimate costs for development of textile designs	New unit	
LMTTD4012A Analyse use of colour in textiles	New unit	
LMTTD4013A Prepare stencils and screens for textile printing	New unit	
LMTTD5001A Design and produce knitted textile products	New unit	
LMTTD5002A Design and produce woven tapestry products	New unit	
LMTTD5003A Design and	New unit	

LMT07 Units	Comment in relation to LMT00 Version 3	Comment in relation to LMT00 Version 2
produce woven products		
LMTTD5004A Design and produce experimental textiles	New unit	
LMTTD5005A Design and produce printed textiles	New unit	
LMTTD5006A Exhibit textile designs or products	New unit	
LMTTD5007A Develop textile designs using computer based design programs	New unit	
LMTTD5008A Develop textile design and specifications	New unit	
LMTTD5009A Cost production of textile designs	New unit	
LMTTD6001A Research commercial development of textiles	New unit	
LMTTD5010A Produce computer aided textile design folios	New unit	
LMTTD5011A Produce printed designs on woven and non-woven substrates	New unit	
LMTTD6002A Apply electronic systems to textile design and production	New unit	
LMTTD6003A Develop a textile product range	New unit	
LMTTD6004A Create and produce textile designs for commercial production	New unit	

Explanation of the review date

The review date (shown on the title page and in the header of each page) indicates when the Training Package is expected to be reviewed in the light of changes such as changing technologies and circumstances. The review date is not an expiry date. Endorsed Training Packages and their components remain current until they are reviewed or replaced.

LMT07v4.1 AQF Qualifications

Code	Title
LMT11107	Certificate I in Textiles Clothing and Footwear
LMT20107	Certificate II in Textile Production (Intermediate)
LMT20207	Certificate II in Textile Production (Complex or Multiple Processes)
LMT20407	Certificate II in Cotton Ginning
LMT20507	Certificate II in Textile Fabrication
LMT20607	Certificate II in Clothing Production (Intermediate)
LMT20707	Certificate II in Clothing Production (Complex or Multiple Processes)
LMT20807	Certificate II in Millinery
LMT20907	Certificate II in Footwear Production (Intermediate)
LMT21007	Certificate II in Footwear Production (Complex or Multiple Processes)
LMT21107	Certificate II in Footwear Repair
LMT21207	Certificate II in Leather Production
LMT21410	Certificate II in Laundry Operations
LMT21510	Certificate II in Dry Cleaning Operations
LMT21607	Certificate II in Technical Textiles and Non-wovens
LMT21707	Certificate II in Applied Fashion Design and Technology
LMT30107	Certificate III in Textile Production
LMT30307	Certificate III in Cotton Ginning
LMT30407	Certificate III in Textile Fabrication
LMT30507	Certificate III in Clothing Production

LMT30607	Certificate III in Millinery
LMT30707	Certificate III in Footwear Production
LMT30807	Certificate III in Footwear Repair
LMT30907	Certificate III in Leather Production
LMT31110	Certificate III in Laundry Operations
LMT31210	Certificate III in Dry Cleaning Operations
LMT31407	Certificate III in Applied Fashion Design and Technology
LMT31807	Certificate III in Technical Textiles and Non-wovens
LMT31909	Certificate III in Engineering - TCF Mechanic
LMT32011	Certificate III in Digitising and Computerised Embroidery
LMT40107	Certificate IV in Textile Technology and Production
LMT40207	Certificate IV in Cotton Ginning
LMT40307	Certificate IV in Clothing Production
LMT40407	Certificate IV in Custom made Footwear
LMT40707	Certificate IV in Millinery
LMT40810	Certificate IV in Laundry Operations and Supervision
LMT40907	Certificate IV in Supply and Fitting of Pre-Manufactured Medical Grade Footwear
LMT41007	Certificate IV in Applied Fashion Design and Technology
LMT41107	Certificate IV in Textile Design and Development
LMT41207	Certificate IV in Fashion and Textiles Merchandising
LMT50207	Diploma of Medical Grade Footwear
LMT50307	Diploma of Applied Fashion Design and Technology
LMT50407	Diploma of Textile Technology and Production Management
LMT50507	Diploma of Textile Design and Development

LMT50607	Diploma of Fashion and Textiles Merchandising
LMT60207	Advanced Diploma of Medical Grade Footwear
LMT60307	Advanced Diploma of Applied Fashion Design and Technology
LMT60407	Advanced Diploma of Textile Design and Development
LMT60507	Advanced Diploma of Fashion and Textiles Merchandising

LMT07 v4.1 Units of competency

Code	Title	Pre requisites
LMTCG2001A	Identify cotton characteristics	None
LMTCG2002A	Gin cotton	None
LMTCG2003A	Control bale or mote press operations	None
LMTCG3001A	Identify factors that impact on cotton quality	LMTCG2001A
LMTCG3002A	Perform advanced operational maintenance of cotton ginning machines and equipment	MEM12023A MEM18002B MEM18001C
LMTCG3003A	Assist in overhauling or repairing cotton ginning fluid power equipment	None
LMTCL1001B	Produce a simple garment	None
LMTCL2001B	Use a sewing machine	None
LMTCL2002B	Provide hand sewing and finishing support	None
LMTCL2003B	Identify fibres and fabrics	None
LMTCL2004B	Sew components	LMTCL2001B
LMTCL2005B	Use specialised machinery or processes to assist assembly production	None
LMTCL2006B	Press work	None
LMTCL2007B	Lay up, mark and cut uncomplicated fabrics and lays	None

LMTCL2008B	Finish garment production	LMTCL2003B
LMTCL2009B	Despatch work	None
LMTCL2010B	Modify patterns to create basic styles	None
LMTCL2011B	Draw and interpret a basic sketch	None
LMTCL2012B	Organise and plan own work in a home-based production environment	None
LMTCL2013B	Block and shape headwear by machine	None
LMTCL2014B	Pack, store, handle or despatch headwear	None
LMTCL2015B	Finish headwear	None
LMTCL2016B	Trim headwear	None
LMTCL2017B	Access and use information resources for clothing production operations	None
LMTCL2018B	Perform basic maintenance of headwear	None
LMTCL3001B	Identify fabric performance and handling requirements	LMTCL2003B
LMTCL3002B	Prepare and produce sewn garment	LMTCL2001B LMTCL2003B LMTCL2004B
LMTCL3003B	Perform garment repairs and alterations	LMTCL2001B LMTCL2003B LMTCL2004B
LMTCL3004B	Press whole garments	LMTCL2006B
LMTCL3005B	Lay up and cut complicated fabrics and lays	LMTCL2007B
LMTCL3006B	Assemble bra or swimwear	LMTCL2001B LMTCL2003B LMTCL2004B
LMTCL3007B	Embellish garment by hand or machine	LMTCL2001B LMTCL2003B MTFD2005B
LMTCL3008B	Set and produce digital embroidery	None

LMTCL3009B	Develop patterns from a block using basic patternmaking principles	None
LMTCL3010B	Sew woven and stretch knit garments	LMTCL2001B LMTCL2003B LMTCL2004B
LMTCL3011B	Contribute to garment production process improvements	LMTGN2002B
LMTCL3012B	Make marker for complicated fabrics and lays	LMTCL2007B
LMTCL3013B	Interpret patterns and apply pattern information	None
LMTCL3014B	Interact and communicate with garment production personnel	None
LMTCL4001A	Perform sample machining of bespoke garments	LMTCL3002B
LMTCL4002A	Assemble and fit commercially tailored or bespoke garments	None
LMTCL4003A	Measure, lay-up and cut commercially tailored garments	None
LMTCL4004A	Determine and perform garment maintenance repair	None
LMTDC2001A	Provide customer service in a dry cleaning or laundry enterprise	None
LMTDC2004A	Operate dry cleaning machines	None
LMTDC2005A	Operate wet cleaning machines	None
LMTDC2006A	Operate finishing equipment	None
LMTDC2007A	Receive and sort articles for cleaning	None
LMTDC2008A	Carry out final inspection of articles	None
LMTDC2009A	Prepare articles for storage or despatch	None
LMTDC2010A	Identify fabric and garment cleaning requirements	None
LMTDC2011A	Identify pre- and post-spotting requirements	None

LMTDC2012A	Conduct safe handling of dry cleaning chemicals and solvents	None
LMTDC3002A	Dry clean garments with special treatment requirements	None
LMTDC3003A	Perform spotting function in dry cleaning operations	None
LMTDE3001A	Apply hooping and fabric handling techniques	LMTCL2003B
LMTDE3002A	Digitise artwork for computerised embroideries	LMTDE3001A LMTCL2003B
LMTDE3003A	Apply advanced digitising techniques to produce computerised embroideries	LMTDE3001A LMTDE3002A LMTCL2003B
LMTDE3004A	Generate artwork for computerised embroideries	
LMTDE3005A	Replicate traditional hand craft techniques	LMTDE3001A LMTDE3002A LMTDE3003A LMTCL2003B
LMTDE3006A	Digitise text to produce embroidered lettering	LMTDE3001A LMTDE3002A LMTCL2003B
LMTDE3007A	Demonstrate features of digitised embroidery machines	
LMTDE3008A	Produce embroidery from digitised images	Produce embroidery from digitised images Note there is some overlap with the unit LMTCL3008B Set and produce digital embroidery – the units must not be selected together and only LMTDE3008A is available in LMF32011
LMTDE3009A	Maintain computerised embroidery machines	

LMTEW2001A	Blend and open greasy wool	None
LMTEW2002A	Press and dump wool	None
LMTEW2004A	Perform wool combing	None
LMTEW2005A	Perform wool preparation using gilling machinery	None
LMTEW2006A	Perform wool finishing	None
LMTEW2007A	Perform wool pressing operations	None
LMTEW2008A	Perform wool backwash process	None
LMTEW2009A	Perform wool scouring	None
LMTEW2010A	Perform wool carbonising	None
LMTEW2011A	Perform wool superwash	None
LMTEW2012A	Perform tests to check wool quality	None
LMTEW2013A	Perform wool grease recovery and minor waste disposal	None
LMTEW2014A	Perform machine setting and operational maintenance	None
LMTEW2015A	Perform wool store operations	None
LMTFD2001B	Design and produce a simple garment	None
LMTFD2002B	Apply printing techniques to produce indigenous textile designs	LMTCL2003B
LMTFD2003B	Apply dyeing techniques to produce indigenous textile designs	LMTCL2003B
LMTFD2004B	Work within an indigenous cultural framework	None
LMTFD2005B	Identify design process for fashion designs	None
LMTFD3001B	Market design product to local outlets	None

LMTFD3002B	Design and produce Indigenous textiles to a brief	LMTFD2002B LMTFD2003B LMTFD2004B
LMTFD3003B	Prepare design concept for a simple garment	LMTCL2011B LMTFD2005B
LMTFD3004B	Draw a trade drawing for fashion design	None
LMTFD4001B	Apply design studio process	None
LMTFD4002B	Apply principles of colour theory to fashion design development	LMTCL2003B LMTFD2005B
LMTFD4003B	Assist in preparation of preliminary design concepts	None
LMTFD4004B	Calculate cost estimates for fashion products	None
LMTFD4005B	Communicate and sell design concepts	None
LMTFD4006B	Interact and network with fashion industry participants	None
LMTFD4007B	Conduct quality assurance for garments	None
LMTFD4008B	Construct stock size block for garment to meet size and fit specifications	None
LMTFD4009B	Create and edit digital embroidery designs	LMTCL2003B LMTCL3008B
LMTFD4010B	Create pattern to meet design specifications applying advanced patternmaking principles	LMTCL3009B
LMTFD4011B	Cut fabrics for prototype designs	None
LMTFD4012B	Develop product specifications for fashion design	LMTFD3004B
LMTFD4013B	Grade 2D patterns	None
LMTFD4014B	Identify contemporary fashion influences and construction techniques	None
LMTFD4015B	Create pattern from block to meet customer specifications	LMTCL3009B LMTFD4010B

LMTFD4016B	Sew design prototypes	None
LMTFD4017B	Source materials and resources for production of fashion design	None
LMTFD4018B	Use and apply sizing systems appropriate for fashion design	None
LMTFD4019B	Use colourisation techniques on fabrics	LMTCL2003B LMTCL3001B
LMTFD4020B	Use electronic fashion design tools	None
LMTFD4021B	Drape fabrics to make patterns	None
LMTFD5001B	Design bras and swimwear	LMTCL2010B LMTFD4003B
LMTFD5002B	Develop and test patterns for bras and swimwear	LMTCL2004B LMTCL3009B
LMTFD5003B	Analyse fit model	None
LMTFD5004B	Develop marketing plans for fashion products	None
LMTFD5005B	Manipulate fabrics to create new finishes	LMTCL2003B LMTCL3001B
LMTFD5006B	Evaluate fashion designs against set criteria	None
LMTFD5007B	Analyse influences on contemporary fashion designs	LMTFD4014B
LMTFD5008B	Conduct fashion design purchasing	None
LMTFD5009B	Cost design production	LMTFD4004B
LMTFD5010B	Develop and present design concepts within specific guidelines	None
LMTFD5011B	Produce fashion illustrations	None
LMTFD5012B	Perform contour draping	LMTFD4021B
LMTFD5013B	Develop merchandising plans for fashion products	None
LMTFD5014B	Construct complex blocks for fashion garments	LMTFD4008B

LMTFD5015B	Develop patterns for complex fashion garments	LMTCL3009B LMTFD4010B LMTFD4015B
LMTFD5016B	Grade shaped patterns	LMTFD4013B
LMTFD5017B	Apply design studio processes to meet client brief	None
LMTFD5018B	Understand and specify advanced construction processes	None
LMTFD5019B	Analyse individual fit and make pattern alterations	LMTCL3009B LMTFD4010B
LMTFD6001B	Evaluate commercial viability of designs	LMTFD4004B LMTFD5009B
LMTFD6002B	Manage product development of fashion designs	None
LMTFD6003B	Manage fashion design process	None
LMTFD6004B	Manage advanced patternmaking processes	LMTFD4013B LMTFD5016B
LMTFD6005B	Drape structured over garments	LMTFD4021B LMTFD5012B
LMTFD6006B	Develop a fashion range	None
LMTFD6007B	Implement specialised patternmaking technologies	None
LMTFD6008B	Apply studio processes to create and produce designs for commercial production	None
LMTFD6009B	Analyse fashion industry textiles to guide commercial development	None
LMTFP1001B	Embellish footwear	None
LMTFP2001B	Identify materials used in footwear production	None
LMTFP2002B	Perform stuff cutting	None
LMTFP2003B	Cut printed materials by machine	None
LMTFP2004B	Cut non printed leather by machine	None

LMTFP2005B	Operate machine to sew upper	None
LMTFP2006B	Machine upper according to product requirements	LMTFP2005B
LMTFP2007B	Last shoe by machine	None
LMTFP2008B	Perform moulding operations	None
LMTFP2009B	Perform footwear finishing operations	None
LMTFP2010B	Repair footwear product	None
LMTFP2011B	Perform table-based operations	None
LMTFP3001B	Cut leather by hand	None
LMTFP3002B	Hand last shoe	None
LMTFP3003B	Assemble shoe by hand	LMTFP2001B
LMTFP3004B	Contribute to footwear production improvement processes	LMTGN2002B
LMTFP3005B	Supervise footwear production operations	None
LMTFP3006B	Apply foot anatomy principles to footwear production	None
LMTFP4001A	Develop design for custom-made footwear	None
LMTFP4002A	Make patterns for custom-made footwear	None
LMTFP4003A	Prepare, cut and sew custom-made shoe components	None
LMTFP4004A	Assemble and finish custom-made shoe	None
LMTFP4005A	Fit custom-made footwear	None
LMTFR2001A	Assess and cost footwear repair job	None
LMTFR2002A	Supply and fit new heel block	None
LMTFR2003A	Attach non-slip sole or heel top piece	None
LMTFR2004A	Replace half leather sole	None
LMTFR2005A	Sew or patch by machine	None

LMTFR3001A	Replace full sole and heel	None
LMTFR3002A	Operate sole stitcher	None
LMTFR3003A	Hand sew welt	None
LMTFR3004A	Re-cover footwear	None
LMTFR3005A	Dye footwear or leather product	None
LMTFR3006A	Undertake specialised footwear repair techniques	None
LMTGN2001B	Follow defined OH&S policies and procedures	None
LMTGN2002B	Apply quality standards	None
LMTGN2003B	Work in the Textiles, Clothing and Footwear industry	None
LMTGN2004B	Work in a team environment	None
LMTGN2005B	Perform minor maintenance	None
LMTGN2006B	Perform test or inspection to check product quality	None
LMTGN2007B	Select, transfer and remove materials and products	None
LMTGN2008B	Coordinate work of team or section	None
LMTGN2009B	Operate computing technology in a Textiles, Clothing and Footwear workplace	None
LMTGN2010B	Perform tasks to support production	None
LMTGN3001B	Control production in a section of a Textiles, Clothing and Footwear enterprise	None
LMTGN3002B	Organise and plan own work to achieve planned outcomes	None
LMTGN3003B	Estimate and cost job	None
LMTGN3005B	Plan tasks to assist production operations	None
LMTGN3006B	Take responsibility for visitors and new	None

	employees	
LMTGN3007B	Monitor and operate trade waste process	None
LMTGN3008A	Draw 3D designs	None
LMTGN3009B	Supervise operations in a textiles, clothing and footwear enterprise	None
LMTGN4001A	Coordinate or set up machine/s for product change	None
LMTGN4002A	Participate in product engineering	None
LMTGN4003A	Install and commission process and machine control programs	None
LMTGN4005A	Plan and implement production within a work area	None
LMTGN4006A	Evaluate equipment and systems	None
LMTGN4008A	Analyse product and determine machine settings	None
LMTGN4009A	Set and modify machines for product change	None
LMTGN4010A	Implement and monitor OH&S in the workplace	None
LMTGN4011A	Coordinate quality system and procedures	None
LMTGN4012A	Fabricate or machine tooling	None
LMTGN4013A	Manage technical processes	None
LMTGN4014A	Design production tooling	None
LMTGN4016A	Contribute to the development of products or processes	None
LMTGN4018A	Apply textile, clothing and footwear market supply systems	LMTCL2003B
LMTGN4019A	Analyse textiles clothing and footwear merchandising and marketing principles	None
LMTGN5001B	Participate in production planning processes	None

LMTGN5002B	Coordinate quality assurance for textiles, clothing and footwear products and services	None
LMTGN5003B	Work with international textiles, clothing and footwear supply chains	None
LMTGN5004A	Manage installation and commissioning of equipment and systems	None
LMTGN5005A	Provide global operations support	None
LMTGN5007A	Prepare procedures and specifications for Textiles, clothing and footwear operations	None
LMTGN5008A	Identify opportunities in the textiles, clothing and footwear market	LMTGN4019A
LMTGN5010A	Plan and organise non-routine testing	LMTTX4003A
LMTGN5011A	Develop and test textile clothing and footwear products or processes	LMTTX4003A
LMTGN6001B	Develop and implement a sales or marketing plan	None
LMTGN6002B	Manage quality system and procedures	None
LMTGN6003B	Research and evaluate processes and products	None
LMTGN6004B	Negotiate and manage contracts to produce finished design products	None
LMTGN6005A	Manage production processes	None
LMTGN6006A	Map and establish textiles, clothing or footwear supply chain process	LMTGN4018A
LMTHL2001A	Undertake receipt, storage, handling and preservation of materials or products	None
LMTHL2002A	Perform fellmongering processes	None
LMTHL2003A	Operate machines to prepare hides or skins for tanning	None
LMTHL2004A	Prepare chemicals to a formula	None
LMTHL2006A	Use drum or vessel to prepare or tan hides or skins	None

LMTHL2007A	Operate machines to crust hides, skins or leather	None
LMTHL2008A	Use drum or vessel to crust hides, skins or leather	None
LMTHL2009A	Perform drying operations	None
LMTHL2010A	Finish hides, skins or leather	None
LMTHL2011A	Trim hides, skins or leather	None
LMTHL2012A	Sort, grade or class hides, skins or leather	None
LMTHL3001A	Determine suitability of hide, skin and leather for leather goods	None
LMTHL3002A	Determine tanning requirements for hide, skin and leather	None
LMTLA2001A	Conduct safe handling of laundry chemicals	None
LMTLA2002A	Operate washing machines	None
LMTLA2003A	Control washing machine operation	LMTLA2002A
LMTLA2004A	Perform linen rewash	LMTLA2002A
LMTLA2005A	Operate hydro extractor	None
LMTLA2006A	Perform conditioning and drying processes	None
LMTLA2007A	Finish products for despatch	None
LMTLA2008A	Repair damaged laundry items	None
LMTLA2009A	Inspect, fold and pack theatre linen	None
LMTLA2010A	Prepare products for storage or despatch	None
LMTLA2011A	Apply infection control policies and procedures in laundry operations	None
LMTLA3001A	Perform advanced laundry operations	None
LMTLA3002A	Determine linen rental requirements	None
LMTLA4001A	Monitor compliance with industry standards and regulations	None

LMTLA4002A	Program and monitor commercial laundry machine control systems	None
LMTLG2000A	Skive leather pieces	None
LMTLG2001A	Cut by machine	None
LMTLG2002A	Sew leather by machine	None
LMTLG2003A	Perform table work	None
LMTLG2004A	Operate leather production machines	None
LMTLG2005A	Split leather pieces	None
LMTLG2006A	Identify materials used in leather goods production	None
LMTLG3001A	Make a prototype	None
LMTLG3002A	Cut leather by hand	None
LMTLG3003A	Sew leather by hand	None
LMTLG3004A	Apply finishes to leather products	None
LMTLG3005A	Grade leather	None
LMTLG3006A	Apply pattern specifications to saddlery products	None
LMTLG3007A	Assemble saddle components	None
LMTMF4001A	Select and adjust prefabricated footwear-related orthoses	None
LMTMF4002A	Conduct medical grade footwear assessments for clients with footwear related medical conditions	None
LMTMF4003A	Modify medical grade footwear	None
LMTMF4004A	Select and adjust prefabricated medical grade footwear and accessories	None
LMTMF5001A	Select and/or produce and adjust cast for accommodative orthoses	None

LMTMF5002A	Fit, trial and review medical grade footwear and orthoses up to medium complexity and risk conditions	None
LMTMF5003A	Produce accommodative orthoses	None
LMTMF6001A	Conduct comprehensive medical grade footwear assessments for clients with footwear-related medical conditions	None
LMTMF6002A	Design, evaluate and make patterns for medical grade custom made footwear	None
LMTMF6003A	Research and evaluate medical grade footwear conditions, processes and products	None
LMTMF6004A	Produce negative and positive casts for lasts and/or corrective orthoses	None
LMTMF6005A	Produce custom-made medical grade footwear	None
LMTMF6006A	Fit, trial and review custom-made, medical grade footwear and orthoses	None
LMTMF6007A	Produce corrective orthoses	None
LMTML1001A	Make a simple headpiece	None
LMTML2001A	Identify materials used in millinery	None
LMTML2002A	Make flat patterns for millinery	None
LMTML2003A	Produce and attach millinery trims	None
LMTML2004A	Produce felt for millinery	LMTML2001A
LMTML2005A	Place and cut millinery patterns	None
LMTML2006A	Use millinery steaming and pressing equipment	None
LMTML2007A	Block and shape millinery by hand	None
LMTML2008A	Assemble simple blocked millinery components	None
LMTML2009A	Apply millinery sewing and adhesion techniques	None

LMTML2010A	Make millinery with flat pattern components	None
LMTML3001A	Make flat patterns from hat blocks	LMTML2002A LMTML2007A
LMTML3002A	Block and shape complex millinery	LMTML2007A LMTML3004A
LMTML3003A	Make millinery using a pattern derived from a hat block	LMTCL2001B LMTML2005A LMTML3001A
LMTML3004A	Identify performance and handling requirements of millinery materials	LMTML2001A
LMTML3005A	Use skin, fur or leather in millinery products	LMTML2002A
LMTML3006A	Assemble complex blocked millinery components	LMTML3002A
LMTML4001A	Undertake specific millinery construction techniques	None
LMTML4002A	Rejuvenate millinery	None
LMTML4003A	Present and display millinery	None
LMTML4004A	Manage millinery procurement and cost millinery products	None
LMTML4005A	Undertake initial millinery consultation, subsequent fittings and finishing	None
LMTML4006A	Sketch and prepare millinery fashion designs	None
LMTML4007A	Make millinery patterns	None
LMTML4008A	Undertake couture millinery	None
LMTML4009A	Modify millinery blocks to make new shapes	None
LMTML4010A	Make couture trims	LMTCL2016A LMTML3004A
LMTTD4001A	Produce knitted textile samples	None
LMTTD4003A	Produce woven textile samples	None
LMTTD4004A	Produce woven tapestry samples	None

LMTTD4005A	Produce screen printed textiles	None
LMTTD4006A	Source textile materials and resources	None
LMTTD4007A	Analyse textile design influences	None
LMTTD4008A	Present and promote textile design concepts	None
LMTTD4009A	Assist in the development of textile designs	None
LMTTD4010A	Apply manipulation techniques to create experimental textile samples	None
LMTTD4011A	Estimate costs for development of textile designs	None
LMTTD4012A	Analyse use of colour in textiles	LMTCL2003B LMTTD4013A
LMTTD4013A	Prepare stencils and screens for textile printing	None
LMTTD5001A	Design and produce knitted textile products	LMTTD4001A
LMTTD5002A	Design and produce woven tapestry products	None
LMTTD5003A	Design and produce woven products	LMTTD4003A
LMTTD5004A	Design and produce experimental textiles	None
LMTTD5005A	Design and produce printed textiles	None
LMTTD5006A	Exhibit textile designs or products	None
LMTTD5007A	Develop textile designs using computer based design programs	None
LMTTD5008A	Develop textile design and specifications	None
LMTTD5009A	Cost production of textile designs	None
LMTTD5010A	Produce computer aided textile design folios	LMTGN2009A
LMTTD5011A	Produce printed designs on woven and non-woven substrates	None
LMTTD6001A	Research commercial development of textiles	None
LMTTD6002A	Apply electronic systems to textile design and	LMTTD5007A

	production	
LMTTD6003A	Develop a textile product range	None
LMTTD6004A	Create and produce textile designs for commercial production	None
LMTTF2001A	Despatch products	None
LMTTF2003A	Package and handle products for despatch	None
LMTTF2004A	Add reinforcements and attachments	None
LMTTF2005A	Translate information into measurements or diagrams	None
LMTTF2006A	Measure and scale geometric shapes	LMTTF2005A
LMTTF2007A	Produce patterns for 2D products	None
LMTTF2008A	Use adhesives	None
LMTTF2009A	Identify and select canvas and sail materials	None
LMTTF2010A	Lay out and mark out canvas or sail materials	None
LMTTF2011A	Cut and shape canvas or sail materials	None
LMTTF2012A	Stitch by hand	None
LMTTF2013A	Waterproof canvas product	None
LMTTF2014A	Weld plastic materials	None
LMTTF2016A	Install products on and off-site	None
LMTTF2017A	Cut, bend and shape metal	None
LMTTF2018A	Use canvas and sail production tools	None
LMTTF2019A	Inspect canvas or sail product	None
LMTTF3001A	Identify customer requirements on site	None
LMTTF3002A	Gain customer acceptance of service proposal	None
LMTTF3003A	Produce patterns for 3D products	LMTTF2007A
LMTTF3004A	Perform advanced welding of plastic	LMTTF2014A

	materials	
LMTTF3005A	Apply lofting skills to sail making	None
LMTTF3006A	Cut and join sail panels	None
LMTTN2001B	Set up and operate a dry laid web forming machine	None
LMTTN2002B	Set up and operate a spun bond web forming machine	None
LMTTN2003B	Use basic recognition techniques to identify technical and nonwoven textiles	None
LMTTN2004B	Undertake web bonding processes	None
LMTTN2005B	Undertake web conversion and finishing	None
LMTTN2006B	Identify purpose and performance outcomes of technical textile product	LMTTN2003B
LMTTN2007B	Conduct technical textile mechanical finishing processes	None
LMTTN2008B	Conduct heat setting on a technical textile	None
LMTTN2009B	Apply surface coating to technical textiles	None
LMTTN2010B	Apply laminations and fusible interlinings to technical textiles	None
LMTTN2011B	Undertake fibre blending and feeding for nonwoven textile production processes	None
LMTTX1001B	Produce a simple textile fabric or product	None
LMTTX2001B	Identify fibres, yarns and textile materials and their uses in textile production	None
LMTTX2002B	Prepare yarn for textile manufacturing	None
LMTTX2003B	Perform spinning operations	None
LMTTX2004B	Perform tufting operations	None
LMTTX2005B	Perform creeling operations	None
LMTTX2006B	Operate a weaving loom	None

LMTTX2007B	Perform knitting operations	None
LMTTX2008B	Apply finishing processes to textile production	None
LMTTX2009B	Weigh and check textile materials and products	None
LMTTX2010B	Load and operate dyeing equipment	None
LMTTX2011B	Repair textile product	None
LMTTX2012B	Perform industrial sewing on textile products	None
LMTTX2013B	Conduct packaging or folding for textile production	None
LMTTX2014B	Use specialised machinery to assist textile production	None
LMTTX2015B	Handle and prepare chemicals, dyes or other substances used in textile production	None
LMTTX2016B	Perform knotting for weaving operations	None
LMTTX2017B	Access and use information resources for textile production operations	None
LMTTX2018B	Restart machine after stoppage	None
LMTTX2019B	Undertake carding operations	None
LMTTX3001B	Identify quality and types of textile fibres, yarns and fabrics	LMTTX2001B
LMTTX3002B	Contribute to textile production process improvements	LMTGN2002B
LMTTX3004B	Set up textile production machines for product change	None
LMTTX3005B	Organise and interpret tests	None
LMTTX3006B	Ensure efficient operation of textile machines	None
LMTTX3007B	Prepare dyes for textile production	None
LMTTX3008B	Select raw materials	None

LMTTX3009B	Operate in a complex textile production environment	None
LMTTX3010B	Monitor textile production processes	None
LMTTX3011A	Set up, adjust and maintain circular knitting machines	None
LMTTX3012A	Set up, adjust and maintain flat knitting machines	None
LMTTX3013A	Set up and adjust spinning machines	None
LMTTX3014A	Set up, adjust and maintain carding machines	None
LMTTX3015A	Set up and adjust tufting machines	None
LMTTX3016A	Set up, adjust and maintain domestic sewing machines	None
LMTTX3017A	Set up, adjust and maintain industrial sewing machines	None
LMTTX3018A	Undertake electronic fault finding on textile machinery	None
LMTTX3019A	Identify and correct mechanical faults in loom and other weaving equipment	None
LMTTX3020A	Identify and correct weaving process faults	None
LMTTX3021A	Apply knowledge of weaving process to production requirements	None
LMTTX3022A	Set up and operate weaving looms for production	None
LMTTX4001A	Interpret and apply textile calculations and specifications	None
LMTTX4002A	Understand and apply textile science	LMTTX2001B LMTTX3001B
LMTTX4003A	Perform routine textile tests and analyse results	LMTTX4001A LMTTX4002A
LMTTX4004A	Select dyes and develop dye specification and recipe for production	None

LMTTX4005A	Undertake textile colouration and finishing	LMTTX4002A
LMTTX5001A	Determine textile finishing processes	LMTTX4001A LMTTX4002A

LTM07 v4.1 Imported units of competency

Code	Title	Prerequisites
AHCLSC308A	Install metal structures and features	
BSBCUS401B	Coordinate implementation of customer service strategies	
BSBCUS402B	Address customer needs	
BSBFLM312C	Contribute to team effectiveness	
BSBINN301A	Promote innovation in a team environment	
BSBINT301B	Apply knowledge of the international trade environment to complete work	
BSBINT302B	Apply knowledge of legislation relevant to international trade to complete work	
BSBINT305B	Prepare business documents for the international trade of goods	
BSBINT306B	Apply knowledge of international finance and insurance to complete work requirements	
BSBINT405B	Apply knowledge of import and export international conventions, laws and finance	
BSBINT408B	Prepare business advice on the taxes and duties for international trade transactions	
BSBINT409B	Plan for international trade	
BSBLED401A	Develop teams and individuals	
BSBMGT402A	Implement operational plan	
BSBMGT403A	Implement continuous improvement	

BSBMKG402B	Analyse consumer behaviour for specific markets	
BSBMKG408B	Conduct market research	
BSBMKG413A	Promote products and services	
BSBMKG414A	Undertake marketing activities	
BSBMKG415A	Research international markets	
BSBMKG416A	Market goods and services internationally	
BSBMKG605B	Evaluate international marketing opportunities	
BSBMKG606B	Manage international marketing programs	
BSBMKG607B	Manage market research	
BSBPMG403A	Apply cost management techniques	
BSBPMG407A	Apply risk management techniques	
BSBPUR401B	Plan purchasing	
BSBPUR402B	Negotiate contracts	
BSBREL401A	Establish networks	
BSBREL402A	Build client relationships and business networks	
BSBREL403A	Implement international client relationship strategies	
BSBRISK401A	Identify risk and apply risk management processes	
BSBSMB301A	Investigate micro business opportunities	
BSBSMB304A	Determine resource requirements for the micro business	
BSBSMB305A	Comply with regulatory, taxation and insurance requirements for the micro business	
BSBSMB401A	Establish legal and risk management requirements of small business	
BSBSMB403A	Market the small business	
BSBSMB404A	Undertake small business planning	
BSBSMB405B	Monitor and manage small business operations	

BSBSMB406A	Manage small business finances	
BSBSMB407A	Manage a small team	
BSBWOR401A	Establish effective workplace relationships	
BSBWOR402A	Promote team effectiveness	
CPCCOHS2001A	Apply OHS requirements, policies and procedures in the construction industry	
CPCCCM2002A	Carry out excavation	*
CPCCCO2013A	Carry out concreting to simple forms	*
CPCCOHS2001A	Apply OHS requirements, policies and procedures in the construction industry	
CUFCMP301A	Implement copyright arrangements	
CUVACD301A	Produce drawings to communicate ideas	
CUVDRA201A	Develop drawing skills	
FNSACC402A	Prepare operational budgets	
ICPSU281C	Use computer systems	
ICPPR282C	Produce and manage basic digital print	*
ICPPR284A	Introduction to colour management	
ICPPR284A	Introduction to colour management	
ICPPR383C	Prepare for personalised digital printing	
ICPPR284A	Use computer systems	
ICPPR385A	Apply software applications to digital production	*
ICPPR386A	Troubleshoot digital media	
ICPPR387A	Use colour management for production	
ICPPR388A	Preflight and import complex images for digital device	
ICPPR389A	Manage digital files	
ICPPR390A	Generate a proof for digital production	

ICPPR392A	Set up and produce specialised digital print	
ICPSU281C	Use computer systems	
ICPSU281C	Use computer systems	
MEM03001B	Perform manual production assembly	
MEM03002B	Perform precision assembly	*
MEM03003B	Perform sheet and plate assembly	*
MEM03004B	Perform electronic/electrical assembly (production)	
MEM03005B	Rework and repair (electrical/electronic production)	*
MEM03006B	Set assembly stations	*
MEM04001B	Operate melting furnaces	*
MEM04002B	Perform gravity die casting	*
MEM04003B	Operate pressure die casting machine	*
MEM04004B	Prepare and mix sand for metal moulding	
MEM04005B	Produce moulds and cores by hand (jobbing)	*
MEM04006B	Operate sand moulding and core making machines	
MEM04007B	Pour molten metal	*
MEM04008B	Fettle and trim metal castings/forgings	*
MEM04010B	Develop and manufacture wood patterns	*
MEM04011B	Produce polymer patterns	*
MEM04012B	Assemble plated patterns	*
MEM04013B	Develop and manufacture polystyrene patterns	*
MEM04014B	Develop and manufacture production patterns	*
MEM04015B	Develop and manufacture vacuum forming moulds and associated equipment	*
MEM04016C	Develop and manufacture precision models	*

MEM04017B	Develop and manufacture gear, conveyor screw and propeller patterns	*
MEM04018B	Perform general woodworking machine operations	*
MEM04019B	Perform refractory installation and repair	*
MEM05001B	Perform manual soldering/desoldering - electrical/electronic components	
MEM05002B	Perform high reliability soldering and desoldering	*
MEM05003B	Perform soft soldering	
MEM05004C	Perform routine oxy acetylene welding	
MEM05005B	Carry out mechanical cutting	*
MEM05006B	Perform brazing and/or silver soldering	
MEM05007C	Perform manual heating and thermal cutting	
MEM05008C	Perform advanced manual thermal cutting, gouging and shaping	*
MEM05009C	Perform automated thermal cutting	*
MEM05010B	Apply fabrication, forming and shaping techniques	*
MEM05011C	Assemble fabricated components	*
MEM05012C	Perform routine manual metal arc welding	
MEM05013C	Perform manual production welding	*
MEM05014C	Monitor quality of production welding/fabrications	*
MEM05015C	Weld using manual metal arc welding process	*
MEM05016C	Perform advanced welding using manual metal arc welding process	*
MEM05017C	Weld using gas metal arc welding process	*
MEM05018C	Perform advanced welding using gas metal arc welding process	*
MEM05019C	Weld using gas tungsten arc welding process	*

MEM05020C	Perform advanced welding using gas tungsten arc welding process	*
MEM05022C	Perform advanced welding using oxy acetylene welding process	*
MEM05023C	Weld using submerged arc welding process	*
MEM05036C	Repair/replace/modify fabrications	*
MEM05037B	Perform geometric development	*
MEM05038B	Perform advanced geometric development - cylindrical/rectangular	*
MEM05039B	Perform advanced geometric development - conical	*
MEM05040B	Perform advanced geometric development - transitions	*
MEM05041B	Weld using powder flame spraying	*
MEM05047B	Weld using flux core arc welding process	*
MEM05048B	Perform advanced welding using flux core arc welding process	*
MEM05049B	Perform routine gas tungsten arc welding	
MEM05050B	Perform routine gas metal arc welding	
MEM05051A	Select welding processes	
MEM05052A	Apply safe welding practices	
MEM05053A	Set and edit computer controlled thermal cutting machines	*
MEM05054A	Write basic NC/CNC programs for thermal cutting machines	*
MEM06001B	Perform hand forging	*
MEM06002B	Perform hammer forging	
MEM06003C	Carry out heat treatment	
MEM06004B	Select heat treatment processes and test finished product	*
MEM06005B	Perform drop and upset forging	*

MEM06006C	Repair springs	*
MEM06007B	Perform basic incidental heat/quenching, tempering and annealing	
MEM06008A	Hammer forge complex shapes	*
MEM06009A	Hand forge complex shapes	*
MEM07001B	Perform operational maintenance of machines/equipment	*
MEM07002B	Perform precision shaping/planing/slotting operations	*
MEM07003B	Perform machine setting (routine)	*
MEM07004B	Perform machine setting (complex)	*
MEM07005B	Perform general machining	*
MEM07006B	Perform lathe operations	*
MEM07007B	Perform milling operations	*
MEM07008C	Perform grinding operations	*
MEM07009B	Perform precision jig boring operations	*
MEM07010B	Perform tool and cutter grinding operations	*
MEM07011B	Perform complex milling operations	*
MEM07012B	Perform complex grinding operations	*
MEM07013B	Perform machining operations using horizontal and/or vertical boring machine	*
MEM07014B	Perform electro-discharge (EDM) machining operations	*
MEM07015B	Set computer controlled machines/processes	*
MEM07016C	Set and edit computer controlled machines/processes	*
MEM07018C	Write basic NC/CNC programs	*
MEM07019C	Program NC/CNC machining centre	*
MEM07020C	Program multiple spindle and/or multiple axis NC/CNC machining centre	*

MEM07021B	Perform complex lathe operations	*
MEM07022C	Program CNC wire cut machines	*
MEM07023C	Program and set up CNC manufacturing cell	*
MEM07024B	Operate and monitor machine/process	
MEM07025B	Perform advanced machine/process operation	*
MEM07026B	Perform advanced plastic processing	*
MEM07027B	Perform advanced press operations	*
MEM07028B	Operate computer controlled machines/processes	*
MEM07029B	Perform routine sharpening/maintenance of production tools and cutters	*
MEM07030C	Perform metal spinning lathe operations (basic)	*
MEM07031C	Perform metal spinning lathe operations (complex)	*
MEM07032B	Use workshop machines for basic operations	*
MEM07033B	Operate and monitor basic boiler	
MEM07034A	Operate and monitor intermediate class boiler	*
MEM07040A	Set multistage integrated processes	*
MEM08001B	Perform wire, jig and barrel load/unload work	
MEM08002C	Pre-treat work for subsequent surface coating	
MEM08003C	Perform electroplating operations	*
MEM08004B	Finish work using wet, dry and vapour deposition methods	*
MEM08005B	Prepare and produce specialised coatings	*
MEM08006B	Produce clear and/or coloured and/or sealed anodised films on aluminium	*
MEM08007B	Control surface finish production and finished product quality	
MEM08008B	Operate and control surface finishing waste treatment	*

	process	
MEM08009C	Make up solutions	*
MEM08010B	Manually finish/polish materials	*
MEM08011B	Prepare surfaces using solvents and/or mechanical means	*
MEM08012B	Prepare surfaces by abrasive blasting (basic)	*
MEM08013B	Prepare surfaces by abrasive blasting (advanced)	*
MEM08014B	Apply protective coatings (basic)	*
MEM08015B	Apply protective coatings (advanced)	*
MEM08016B	Control blast coating by-products, materials and emissions	*
MEM08018B	Electroplate engineering coatings	*
MEM08019B	Electroplate protective finishes	*
MEM08020B	Electroplate decorative finishes	*
MEM09002B	Interpret technical drawing	
MEM09003B	Prepare basic engineering drawing	*
MEM09005B	Perform basic engineering detail drafting	*
MEM09011B	Apply basic engineering design concepts	*
MEM09021B	Interpret and produce curved 3-dimensional shapes	
MEM09022A	Create 2D code files using computer aided manufacturing system	*
MEM10001C	Erect structures	*
MEM10002B	Terminate and connect electrical wiring	*
MEM10003B	Install and test electrical wiring and circuits up to 1000 volts a.c. and 1500 volts d.c.	*
MEM10004B	Enter and change programmable controller operational parameters	*
MEM10005B	Commission programmable controller programs	*

MEM10006B	Install machine/plant	*
MEM10009B	Install refrigeration and air conditioning plant and equipment	*
MEM10010B	Install pipework and pipework assemblies	*
MEM10011B	Terminate and connect specialist cables	*
MEM10012A	Install split air conditioning system	*
MEM11001C	Erect/dismantle scaffolding and equipment	*
MEM11002C	Erect/dismantle complex scaffolding and equipment	*
MEM11003B	Coordinate erection/dismantling of complex scaffolding/equipment	*
MEM11004B	Undertake dogging	*
MEM11005B	Pick and process order	
MEM11006B	Perform production packaging	
MEM11007B	Administer inventory procedures	
MEM11008B	Package materials (stores and warehouse)	
MEM11009B	Handle/move bulk fluids/gases	
MEM11010B	Operate mobile load shifting equipment	
MEM11011B	Undertake manual handling	
MEM11012B	Purchase materials	
MEM11013B	Undertake warehouse receipt process	*
MEM11014B	Undertake warehouse dispatch process	*
MEM11015B	Manage warehouse inventory system	*
MEM11016B	Order materials	
MEM11017B	Organise and lead stocktakes	*
MEM11018B	Organise and maintain warehouse stock receipt and/or dispatch system	*

MEM11019B	Undertake tool store procedures	*
MEM11020B	Perform advanced warehouse computer operations	*
MEM11021B	Perform advanced operation of load shifting equipment	*
MEM11022B	Operate fixed/moveable load shifting equipment	
MEM12001B	Use comparison and basic measuring devices	
MEM12002B	Perform electrical/electronic measurement	
MEM12003B	Perform precision mechanical measurement	*
MEM12004B	Perform precision electrical/electronic measurement	
MEM12006B	Mark off/out (general engineering)	*
MEM12007C	Mark off/out structural fabrications and shapes	*
MEM12019B	Measure components using coordinate measuring machine	
MEM12020B	Set and operate coordinate measuring machine	
MEM12021B	Program coordinate measuring machine	*
MEM12022B	Program coordinate measuring machines (advanced)	*
MEM12023A	Perform engineering measurements	
MEM12024A	Perform computations	
MEM12025A	Use graphical techniques and perform simple statistical computations	*
MEM13001B	Perform emergency first aid	
MEM13002B	Undertake occupational health and safety activities in the workplace	
MEM13003B	Work safely with industrial chemicals and materials	
MEM13004B	Work safely with molten metals/glass	
MEM13006B	Collect and evaluate occupational health and safety data for an enterprise or section of an enterprise	
MEM13007B	Maintain water treatment systems for cooling towers	*

MEM13010A	Supervise occupational health and safety in an industrial work environment	*
MEM13013B	Work safely with ionizing radiation	
MEM13014A	Apply principles of occupational health and safety in the work environment	
MEM14004A	Plan to undertake a routine task	
MEM14005A	Plan a complete activity	
MEM15001B	Perform basic statistical quality control	
MEM15002A	Apply quality systems	
MEM15003B	Use improvement processes in team activities	*
MEM15004B	Perform inspection	
MEM15005B	Select and control inspection processes and procedures	*
MEM15015B	Examine trading practices	*
MEM15016B	Inspect pre-packed articles	*
MEM15022B	Verify reference standards	*
MEM15024A	Apply quality procedures	
MEM16001B	Give formal presentations and take part in meetings	
MEM16002C	Conduct formal interviews and negotiations	
MEM16004B	Perform internal/external customer service	
MEM16005A	Operate as a team member to conduct manufacturing, engineering or related activities	
MEM16006A	Organise and communicate information	
MEM16007A	Work with others in a manufacturing, engineering or related environment	
MEM16008A	Interact with computing technology	
MEM16011A	Communicate with individuals and small groups	*
MEM16013A	Operate in a self-directed team	*

MEM17001B	Assist in development and deliver training in the workplace	
MEM17002B	Conduct workplace assessment	
MEM17003A	Assist in the provision of on the job training	
MEM18001C	Use hand tools	
MEM18002B	Use power tools/hand held operations	
MEM18003C	Use tools for precision work	*
MEM18004B	Maintain and overhaul mechanical equipment	*
MEM18005B	Perform fault diagnosis, installation and removal of bearings	*
MEM18006B	Repair and fit engineering components	*
MEM18007B	Maintain and repair mechanical drives and mechanical transmission assemblies	*
MEM18008B	Balance equipment	*
MEM18009B	Perform levelling and alignment of machines and engineering components	*
MEM18010C	Perform equipment condition monitoring and recording	*
MEM18011C	Shut down and isolate machines/equipment	
MEM18012B	Perform installation and removal of mechanical seals	*
MEM18013B	Perform gland packing	*
MEM18014B	Manufacture press tools and gauges	*
MEM18015B	Maintain tools and dies	*
MEM18018C	Maintain pneumatic system components	*
MEM18019B	Maintain pneumatic systems	*
MEM18020B	Maintain hydraulic system components	*
MEM18021B	Maintain hydraulic systems	*
MEM18022B	Maintain fluid power controls	*

MEM18024B	Maintain engine cooling systems	*
MEM18025B	Service combustion engines	*
MEM18026C	Test compression ignition fuel systems	*
MEM18027C	Overhaul engine fuel system components	*
MEM18028B	Maintain engine lubrication systems	*
MEM18029B	Tune diesel engine	*
MEM18030B	Diagnose and rectify low voltage electrical systems	*
MEM18031B	Diagnose and rectify low voltage starting systems	*
MEM18032B	Maintain induction/exhaust systems	*
MEM18033B	Perform engine bottom-end overhaul	*
MEM18034B	Perform engine top-end overhaul	*
MEM18035B	Diagnose and rectify braking systems	*
MEM18037B	Diagnose and rectify low voltage charging systems	*
MEM18038B	Maintain wheels and tyres	*
MEM18039B	Diagnose and rectify track type undercarriage	*
MEM18040B	Maintain suspension systems	*
MEM18041B	Maintain steering systems	*
MEM18042C	Diagnose and rectify manual transmissions	*
MEM18043C	Diagnose and rectify automatic transmissions	*
MEM18044C	Diagnose and rectify drive line and final drives	*
MEM18045B	Fault find/repair electrical equipment/components up to 250 volts single phase supply	*
MEM18046B	Fault find/repair electrical equipment/components up to 1000 volts a.c./1500 volts d.c.	*
MEM18047B	Diagnose and maintain electronic controlling systems on mobile plant	*

MEM18048B	Fault find and repair/rectify basic electrical circuits	*
MEM18049B	Disconnect/reconnect fixed wired equipment up to 1000 volts a.c./1500 volts d.c.	*
MEM18050B	Disconnect/reconnect fixed wired equipment over 1000 volts a.c./1500 volts d.c.	*
MEM18051B	Fault find and repair/rectify complex electrical circuits	*
MEM18052B	Maintain fluid power systems for mobile plant	*
MEM18054B	Fault find, test and calibrate instrumentation systems and equipment	*
MEM18055B	Dismantle, replace and assemble engineering components	*
MEM18056B	Diagnose and repair analog equipment and components	*
MEM18057B	Maintain/service analog/digital electronic equipment	*
MEM18058C	Modify electronic equipment	*
MEM18060B	Maintain, repair control instrumentation - single and multiple loop control systems	*
MEM18062B	Install, maintain and calibrate instrumentation sensors, transmitters and final control elements	*
MEM18063B	Terminate signal and data cables	*
MEM18064B	Maintain instrumentation system components	*
MEM18065B	Diagnose and repair digital equipment and components	*
MEM18066B	Diagnose and repair microprocessor-based equipment	*
MEM18067B	Tune control loops - multi controller or multi element systems	*
MEM18071B	Connect/disconnect fluid conveying system components	*
MEM18072B	Manufacture fluid conveying conductor assemblies	*
MEM18086B	Test, recover, evacuate and charge refrigeration systems	*
MEM18087B	Service and repair domestic and light commercial refrigeration and air conditioning equipment	*

MEM18088B	Maintain and repair commercial air conditioning systems and components	*
MEM18089B	Maintain and repair central air handling systems	*
MEM18090B	Maintain and repair industrial refrigeration systems and components	*
MEM18091B	Maintain and repair multi stage, cascade and/or ultra-cold industrial refrigeration systems	*
MEM18092B	Maintain and repair commercial and/or industrial refrigeration and/or air conditioning controls	*
MEM18094B	Service and repair commercial refrigeration	*
MEM18095A	Maintain and repair cooling towers/evaporative condensers and associated equipment	*
MEM18096A	Maintain, repair/replace and adjust refrigerant flow controls and associated equipment	*
MEM18097A	Manufacture cavity dies	*
MEM30012A	Apply mathematical techniques in a manufacturing, engineering or related environment	
MSAENV272B	Participate in environmentally sustainable work practices	
MSAENV472B	Implement and monitor environmentally sustainable work practices	
MSS402001A	Apply competitive systems and practices	
MSS402002A	Sustain process improvements	
MSS402010A	Manage the impact of change on own work	
MSS402020A	Apply quick changeover procedures	
MSS402021A	Apply Just in Time procedures	
MSS402030A	Apply cost factors to work practices	
MSS402031A	Interpret product costs in terms of customer requirements	
MSS402040A	Apply 5S procedures	

MSS402050A	Monitor process capability	
MSS402051A	Apply quality standards	
MSS402060A	Use planning software systems in operations	
MSS402061A	Use SCADA systems in operations	
MSS402080A	Undertake root cause analysis	
MSS402081A	Contribute to the application of a proactive maintenance strategy	
MSS403001A	Implement competitive systems and practices	
MSS403002A	Ensure process improvements are sustained	
MSS403010A	Facilitate change in an organisation implementing competitive systems and practices	
MSS403021A	Facilitate a Just in Time system	
MSS403030A	Improve cost factors in work practices	
MSS403032A	Analyse manual handling processes	
MSS403040A	Facilitate and improve implementation of 5S	
MSS403051A	Mistake proof an operational process	
MSS404050A	Undertake process capability improvements	*
MSS404052A	Apply statistics to operational processes	
MSS404060A	Facilitate the use of planning software systems in a work area or team	
MSS404061A	Facilitate the use of SCADA systems in a team or work area	
MSS404081A	Undertake proactive maintenance analyses	
MSS404082A	Assist in implementing a proactive maintenance strategy	
MSS405002A	Analyse and map a value stream	
MSS405003A	Manage a value stream	
MSS405011A	Manage people relationships	

MSS405021A	Develop a Just in Time system	
MSS405031A	Undertake value analysis of a product or process costs in terms of customer requirements	
MSS405075A	Facilitate the development of a new product	*
PMASUP420B	Minimise environmental impact of process	
SIRXCCS002A	Interact with customers	
SIRXINV002A	Maintain and order stock	
SIRXMER004A	Manage merchandise and store presentation	
SIRXPRO002A	Implement product recalls	
SIRXSLS001A	Sell products and services	
SIRXSLS002A	Advise on products and services	
SIRXSLS005A	Manage sales and service delivery	
TAEASS401B	Plan assessment activities and processes	
TAEASS402B	Assess competence	
TAEASS403A	Participate in assessment validation	
TAEDEL401A	Plan, organise and deliver group-based learning	
TAEDEL402A	Plan, organise and facilitate learning in the workplace	

Overview

What is a Training Package?

A Training Package is an integrated set of nationally endorsed competency standards, assessment guidelines and Australian Qualifications Framework (AQF) qualifications for a specific industry, industry sector or enterprise.

Each Training Package:

- provides a consistent and reliable set of components for training, recognising and assessing people's skills, and may also have optional support materials
- enables nationally recognised qualifications to be awarded through direct assessment of workplace competencies
- encourages the development and delivery of flexible training which suits individual and industry requirements
- encourages learning and assessment in a work-related environment which leads to verifiable workplace outcomes.

How do Training Packages fit within the National Skills Framework?

The National Skills Framework applies nationally, is endorsed by the Ministerial Council for Vocational and Technical Education, and comprises the Australian Quality Training Framework 2010 (AQTF 2010), and Training Packages endorsed by the National Quality Council (NQC).

How are Training Packages developed?

Training Packages are developed by Industry Skills Councils or enterprises to meet the identified training needs of specific industries or industry sectors. To gain national endorsement of Training Packages, developers must provide evidence of extensive research, consultation and support within the industry area or enterprise.

How do Training Packages encourage flexibility?

Training Packages describe the skills and knowledge needed to perform effectively in the workplace without prescribing how people should be trained. Training Packages acknowledge that people can achieve vocational competency in many ways by emphasising what the learner can do, not how or where they learned to do it. For example, some experienced workers might be able to demonstrate competency against the units of competency, and even gain a qualification, without completing a formal training program.

With Training Packages, assessment and training may be conducted at the workplace, off-the-job, at a training organisation, during regular work, or through work experience, work placement, work simulation or any combination of these.

Who can deliver and assess using Training Packages?

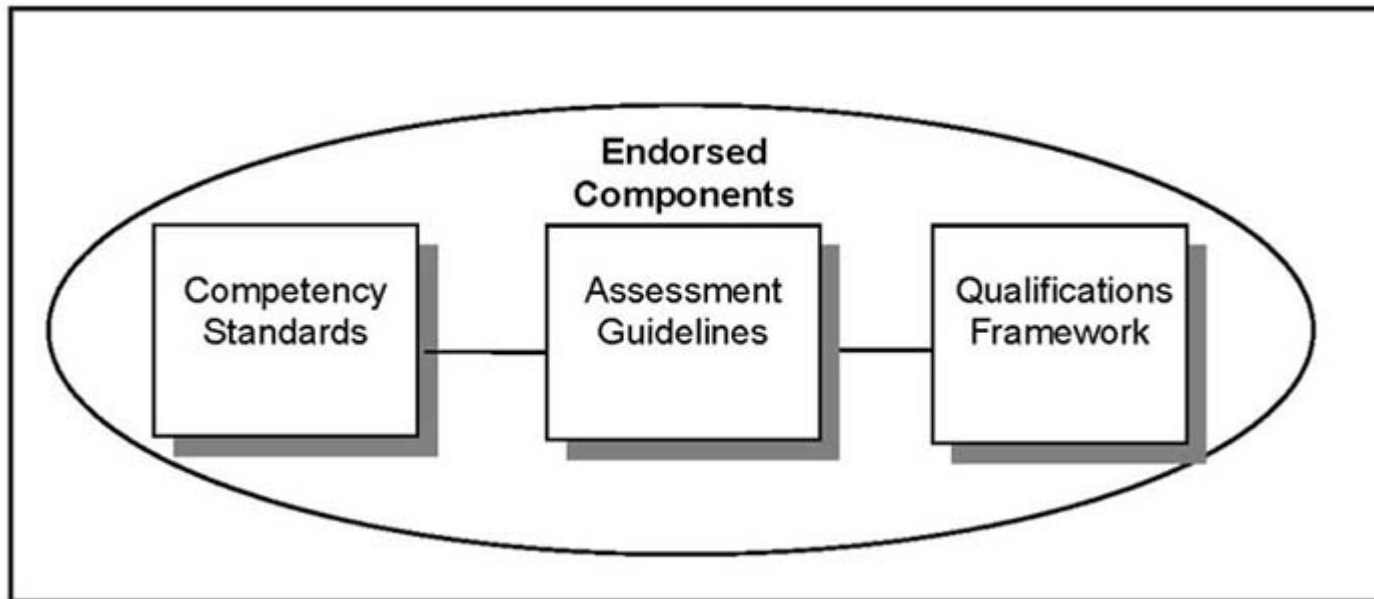
Training and assessment using Training Packages must be conducted by a Registered Training Organisation (RTO) that has the qualifications or specific units of competency on its scope of registration, or that works in partnership with another RTO, as specified in the AQTF 2010.

Training Package Components

Training Packages are made up of mandatory components endorsed by the NQC, and optional support materials.

Training Package Endorsed Components

The nationally endorsed components include the Competency Standards, Assessment Guidelines and Qualifications Framework. These form the basis of training and assessment in the Training Package and, as such, they must be used.



Competency Standards

Each unit of competency identifies a discrete workplace requirement and includes the knowledge and skills that underpin competency as well as language, literacy and numeracy; and occupational health and safety requirements. The units of competency must be adhered to in training and assessment to ensure consistency of outcomes.

Assessment Guidelines

The Assessment Guidelines provide an industry framework to ensure all assessments meet industry needs and nationally agreed standards as expressed in the Training Package and the AQTF 2010. The Assessment Guidelines must be followed to ensure the integrity of assessment leading to nationally recognised qualifications.

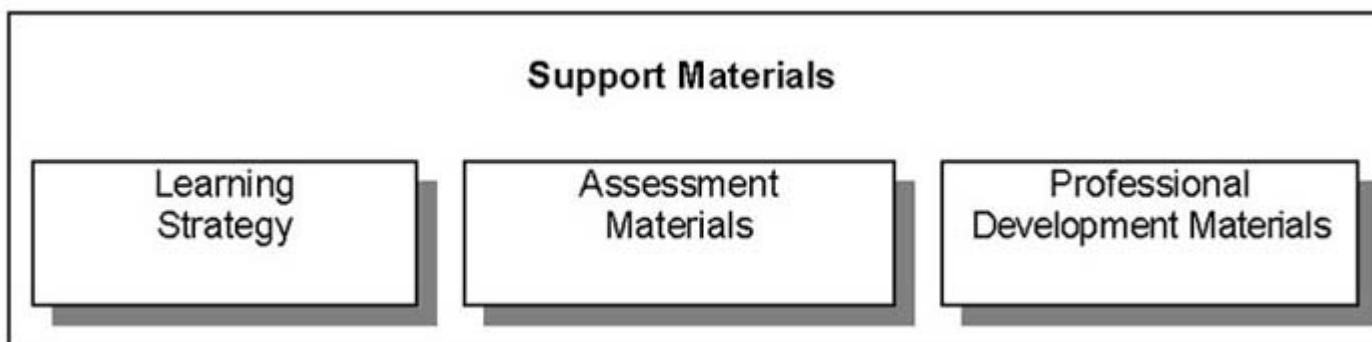
Qualifications Framework

Each Training Package provides details of those units of competency that must be achieved to award AQF qualifications. The rules around which units of competency can be combined to make up a valid AQF qualification in the Training Package are referred to as the "packaging rules". The packaging rules must be followed to ensure the integrity of nationally recognised qualifications issued.

Training Package Support Materials

The endorsed components of Training Packages are complemented and supported by optional support materials that provide for choice in the design of training and assessment to meet the needs of industry and learners.

Training Package support materials can relate to single or multiple units of competency, an industry sector, a qualification or the whole Training Package. They tend to fall into one or more of the categories illustrated below.



Training Package support materials are produced "by a range of stakeholders such as RTOs, individual trainers and assessors, private and commercial developers and Government agencies.

Where such materials have been quality assured through a process of "noting" by the NQC, they display the following official logo. Noted support materials are listed on the National Training Information Service (NTIS), together with a detailed description and information on the type of product and its availability < www.ntis.gov.au>.



It is not compulsory to submit support materials for noting; any resources that meet the requirements of the Training Package can be used.

Training Package, Qualification and Unit of Competency Codes

There are agreed conventions for the national codes used for Training Packages and their components. Always use the correct codes, exactly as they appear in the Training Package, **and with the code always before the title.**

Training Package Codes

Each Training Package has a unique five-character national code assigned when the Training Package is endorsed, for example LMT07. The first three characters are letters identifying the Training Package industry coverage and the last two characters are numbers identifying the year of endorsement.

Qualification Codes

Within each Training Package, each qualification has a unique eight-character code, for example LMT11107. Qualification codes are developed as follows:

- the first three letters identify the Training Package;
- the first number identifies the qualification level (noting that, in the qualification titles themselves, arabic numbers are **not** used);
- the next two numbers identify the position in the sequence of the qualification at that level; and
- the last two numbers identify the year in which the qualification was endorsed. (Where qualifications are added after the initial Training Package endorsement, the last two numbers may differ from other Training Package qualifications as they identify the year in which those particular qualifications were endorsed.)

Unit of Competency Codes

Within each Training Package, each unit of competency has a unique code. Unit of competency codes are assigned when the Training Package is endorsed, or when new units of competency are added to an existing endorsed Training Package. Unit codes are developed as follows:

- a typical code is made up of 12 characters, normally a mixture of uppercase letters and numbers, as in LMTCG2001A;
- the first three characters signify the Training Package - LMT07 - in the above example and up to eight characters, relating to an industry sector, function or skill area, follow;
- the last character is always a letter and identifies the unit of competency version. An "A" at the end of the code indicates that this is the original unit of competency. "B", or another incremented version identifier means that minor changes have been made. Typically this would mean that wording has changed in the range statement or evidence guide, providing clearer intent; and
- where changes are made that alter the outcome, a new code is assigned and the title is changed.

Training Package, Qualification and Unit of Competency Titles

There are agreed conventions for titling Training Packages and their components. Always use the correct titles, exactly as they appear in the Training Package, and with the code always placed before the title.

Training Package Titles

The title of each endorsed Training Package is unique and relates the Training Packages broad industry coverage.

Qualification Titles

The title of each endorsed Training Package qualification is unique. Qualification titles use the following sequence:

- first, the qualification is identified as either Certificate I, Certificate II, Certificate III, Certificate IV, Diploma, Advanced Diploma, Vocational Graduate Certificate, or Vocational Graduate Diploma;
- this is followed by the words "in" for Certificates I to IV, and "of" for Diploma, Advanced Diploma, Vocational Graduate Certificate and Vocational Graduate Diploma;
- then, the industry descriptor, for example Telecommunications; and
- then, if applicable, the occupational or functional stream in brackets, for example (Computer Systems).

For example:

- LMT11107 Certificate I in Textiles Clothing and Footwear

Unit of Competency Titles

Each unit of competency title is unique. Unit of competency titles describe the competency outcome concisely, and are written in sentence case.

For example:

- LMTCG2001A Identify cotton characteristics
-

Introduction

LMT07v4.1 – Background to change

LMTLA3001A - update

The unit *LMTLA3001A Perform advanced laundry operations* has been updated to address issues raised in WA by the FFTI ITAB. Feedback had been received from an RTO and client enterprise that the current unit did not adequately specify some of the safety aspects associated with the operation of continuous batch washers. These are large-scale automated machines that require understanding about maintenance implications and appropriate safe responses. While this type of operation tends to be specialised rather than widely used within the laundry industry, the safety considerations make this an important elective unit within the Certificate III in Laundry Operations. Whilst the existing unit implied OHS and safety requirements, it was felt this should be more explicitly defined.

A redraft was prepared according to the feedback received and tested with other industry representatives. Further feedback led to an iterative redevelopment of the unit to ensure that it continued to meet the needs of other enterprises that use continuous batch washers. Changes to the unit concentrate on ensuring operators recognise maintenance or operational issues noted on the machine computer and respond accordingly. Most responses include reporting and documenting faults or issues, as maintenance is generally performed by specialised maintenance personnel. Some changes were also made to allow for manual actions or to manage actions that are performed automatically by the machine, such as handling of chemicals. Reference to the need to have appropriate training and license in working in confined spaces to enter the washer, was also added.

As the overall outcomes remain equivalent the unit code remains as LMTLA3001A, with information in the modification history of Release 2.

Imported units updated

Units imported from other Training Packages to LMT that have been updated in their host Training Package have been replaced in LMT07v4.1 with the current versions. Refer to the mapping for details.

LMT07 Version 4

Industry background

Digitised embroidery is a growing industry sector in Australia and one that offers important value-add opportunity for textiles, clothing and footwear (TCF) enterprises. According to listings in the Yellow Pages, there are approximately 2100 embroidery related enterprises in Australia, with around 1200 being embroidery services and around 900 related to the sale of sewing machines, incorporating embroidery machines. While enterprises are mostly micro-employers with less than five employees, there are also a handful of large companies in Australia, such as Wilcom Pty Ltd, recognised globally as the top embroidery software company in the world, supplying customers in over 100 countries.

Many enterprises within TCF, including providers of corporate, school and sports clothing, textiles, and fashion garments, as well as dry cleaners, are adding digitised embroidery to their services to create additional income streams in their business. Some report a growing reliance on this service to combat competition from imported TCF products and are importing garments and adding embroidery to improve revenue.

The industry sector offers an important career path for those interested in the clothing and textiles, as well as fashion design and creative areas. Employees may be involved in development or use of specialised embroidery software, image and embroidery design and digitising, embroidery machining or demonstrating machine use and servicing both domestic and industrial embroidery machines.

In Queensland alone, one agency currently has 70 trainee placements to fill and is approaching schools to attract newcomers into the industry. A shortage of trained staff has already forced some employers to take embroidery services overseas. Industry representatives believe that a structured training pathway will help to secure the industry in Australia.

The hobbyist market, which is estimated at around 80,000 in Australia, spends approximately \$10,000 every year or two (machines are expensive and frequently upgraded), and is also a significant market requiring a range of services provided by this industry sector.

Project Background

MSA received request from enterprises to incorporate specialised digital embroidery skills within the LMT07 Textiles Clothing and Footwear Training Package. Training is currently delivered via a state accredited course in Queensland - Certificate III in Digitising and Computerised Hoop Embroidery, Course Code: 30668QLD. This course is registered as a traineeship in Queensland with approximately 32 trainees enrolled. It is also listed with the Commonwealth Government as an approved traineeship attracting Commonwealth Training Subsidies for employers. User Choice funding has only recently been approved in Queensland. The Creative Industries Skills Council on behalf of this industry and its national network, is assisting in having the traineeship introduced across Australia in each State and Territory Training Authority (STA) jurisdiction.

The Queensland registered training organisation (RTO) is Mouse House Designs Pty Ltd, trading as The Australian College of Computer Embroidery and Textile Technologies. (<http://www.embroiderycollege.com/>)

A number of companies that employ trainees are national companies and operate across states. There is demand for the traineeship by businesses in NSW with a potential of approximately 100 trainees to be enrolled according to the NSW ITAB. Companies in WA are also keen to see national Training Package coverage of digital embroidery and MSA received letters of support to this effect.

In order to assess the potential for coverage of digital embroidery within LMT07 Textiles, Clothing and Footwear Training Package, MSA contracted Kerrie Clarke to conduct a preliminary mapping of the state accredited course against the LMT07 Textiles, Clothing and Footwear Training Package options.

Current options were not seen as appropriate to meet the needs of industry for the following reasons:

- Digital embroidery enterprises consider their industry to be that of value-adding to finished garments rather than the production of them. This was seen as a growing area of the industry with increasing imports of finished garments including work wear, corporate wear, sportswear, caps, and so on, requiring customisation for clients. Identification under the 'clothing production' banner was therefore seen to be misleading and inappropriate, as well as demanding skills that would not be required for work in this sector.
- This vocational outcome had already been legitimised and recognised by the gazetting of a Queensland Traineeship.
- The LMT40307 Certificate III in Clothing Production qualification does not accommodate the required design for this vocation.
- The structure of the LMT40307 Certificate III in Clothing Production does not enable the extent of focus on digital embroidery skills covered by the Qld course and would therefore dilute the skill outcome.

An initial mapping of the units against the LMT40307 Certificate III in Clothing Production identified that significant skills in digital embroidery would not be covered within the current elective choice.

In order to properly address industry need the project targeted the development of a stand-alone Certificate III qualification. The new qualification would follow the standard structure of the LMT07 qualifications. This proposal held support from industry and the owners of the nationally accredited course in embroidery were happy to help with the development of national units of competency using their existing units.

LMT07 Version 3

As part of MSA's Continuous Improvement Plan, Kerrie Clarke (Affinty@Work) was commissioned to examine feedback received from stakeholders on the Dry Cleaning and Laundry qualifications, and update these qualifications according to industry requirements and agreement.

The Dry Cleaning and Laundry qualifications have undergone a minor review which has especially targeted the flexibility of the qualifications. Changes have been made to meet the needs of a group of employees who are currently disadvantaged in achieving the full qualification requirements.

The revised qualifications have also been updated to reflect the new flexibility requirements and to include sustainability units in core and elective banks.

The major industry drivers for the improvements are outlined below:

- There are senior operators within the laundry industry who perform tasks that do not require supervisory skills. The current packaging of the Certificate III in Laundry Operations creates a barrier for these people in achieving a Certificate III qualification by requiring mandatory selection of a supervisory unit and also through insufficient selection of non-supervisory electives.
- The Certificate II in Dry Cleaning requires mandatory completion of units LMTDC2002A Conduct safe handling of perchloroethylene and other dry cleaning chemicals and solvents and LMTDC2003A Perform pre- and post-spotting. This is creating a barrier for employees who do not directly perform these skills. Typically these people are employed within a 'dry shop' environment, receiving and sorting articles, providing customer service and pressing garments. In addition, employers have advised MSA that the job of spotting is an important and skilled function which is quite often delegated to one experienced operator within the enterprise. With the risks associated with inexperienced spotting of customer garments, many employees will be required to understand the process and communicate requirements to customers, rather than conduct spotting, especially at the Certificate II level.
- The Certificate III in Dry Cleaning is also currently creating barriers for senior operators who do not perform a supervisory role, from insufficient non-supervisory elective options.
- MSA is responsive to the growing priority for training to incorporate coverage of environmental sustainability skills.
- Current policy requirements for Training Packages as determined by DEEWR and more recently the NQC, have instigated minor amendments to the packaging of imported units (i.e. the inclusion of unit options from accredited courses), additional details for qualification descriptors and updating of unit codes. MSA also takes this opportunity to simplify packaging rules.
-

LMT07 Version 2

Mechanic occupations have long been recognised as part of the textile clothing and footwear industries. These occupations have historically been an amalgam of general mechanical trade skills and specific TCF skills and knowledge. As part of the Award restructuring that occurred in the late 1980s and early 1990s the various Textile, Clothing And Footwear Mechanic classifications were combined into a single TCF Mechanic classification.

Certificate III and Certificate IV TCF Mechanic qualifications were included in the MEM98 Metal and Engineering Training Package. These qualifications were made up of approximately 80% general mechanical trade skills and 20% specific TCF skills although the units of competency did not split into this ratio because of the points system used in the Metal and Engineering Training Package. The units of competency covering the TCF specific skills were developed by the then national ITAB covering the TCF industry, Light Manufacturing Training Australia and given to MERSITAB for inclusion in MEM98.

ANTA decided that the 2005/2006 review of the TCF Training Package should also cover the TCF Mechanic qualifications and units of competency in line with the historical responsibility of LMTA for the specialist TCF Mechanic unit level content.

During the TCF Training Package Review extensive consultations indicated support for a substantial reworking of the approach to TCF Mechanic qualification content and packaging to cater for a wide variety of work and recruitment practices. These included:

- shortages of all types of TCF Mechanics
- low use of apprenticeships as a means of training
- common use in house training to upgrade operators
- interest in TCF training varied with most interest from weaving mills and some from enterprises employing sewing machine mechanics.

In particular the consultations revealed a great variety of work practices among enterprises in their allocation of maintenance and equipment set up and changeover work between mechanical tradespersons and TCF Mechanics. Some enterprises used mechanical tradespersons to undertake heavier maintenance work on the non specific TCF components of the equipment such as pumps, bearings, fluid power systems, etc. while other enterprises included these tasks in the duties of a TCF Mechanic. In all cases the set up of the machines for production and product changeovers along with diagnosing and repairing specific TCF problems such as incorrect tensions, speeds, feeds and yarn breaks etc. were allocated as duties of TCF Mechanics.

In response to the above variety of practice, decisions were taken as part of the TCF Training Package Review to:

- develop additional specialist electives to cover TCF Mechanic technical skills on a sector basis as against the previous approach of having a small number of general TCF Mechanic units and dependence on RTOs to contextualise for weaving, tufting, knitting etc.
- replace the MEM98 TCF Mechanic qualifications in with new qualifications in the Metal and Engineering Training Package
- include the new specialist TCF Mechanic units in the Certificate III in Textile Production as a new pathway to cater for enterprises that used non-trade textile production operators to undertake changeover and set up work on textile production machinery and mechanical tradespersons (fitters) to undertake the heavier mechanical maintenance tasks.

The development of the specialist TCF Mechanic units was undertaken during Phase Two of the TCF Training Package Review and the units were endorsed as LMT units along with the rest of the TCF Training Package in 2007 as the LMT07 Textiles, Clothing and Footwear Training Package.

The development of revised TCF Mechanic qualifications was originally scheduled to occur in the 2005 review of the Metal and Engineering Training Package which was running at the same time as the TCF Training Package review. However delays in achieving endorsement of the TCF Training Package due to disagreement among State Training Authorities over the proposed Fashion Design qualifications meant that the Metal and Engineering Training Package Review was concluded before the new specialist TCF Mechanic units were available as endorsed units.

As a result it was decided to defer the development of TCF Mechanic qualifications in the Metal and Engineering Training Package until either a later MEM review or major change activity. At that time this was not seen as a major issue as the weaving mills in Tasmania (Australian Weaving Mills and Tascot Carpets), WA (Canningvale Mill) and NSW (Supertex) which were the main supporters indicated that their primary interest was in the LMT Certificate III in Textile Production.

Early in 2008 Texskill, Australian Weaving Mills and Tascot Carpets approached MSA and stated that they now favoured the use of apprenticeship training and could MSA develop the MEM TCF Mechanic qualifications which had been recommended in the TCF Review (by this time both Canningvale and Supertex had closed their mills). MSA in response commissioned Richard Jenkins and Associates to develop TCF Mechanic qualifications for the Metal and Engineering Training Package as part of their continuous improvement activities.

During the course of this work MSA decided that as part of its rationalisation process and associated movement towards a single Manufacturing Training Package, endorsement of the Certificate III in Engineering –TCF Mechanic would be sought within the MSA07 Manufacturing Training Package rather than Metal and Engineering Training Package. Since completion and validation of the qualification, it has been agreed with sector stakeholders that the qualification would be better placed in LMT07. This is pending the availability of the increased functionality when training.gov.au becomes available as the national repository for Training Packages in place of the NTIS.

About LMT07 Version 1

This version of the Textiles Clothing and Footwear (TCF) Training Package is the culmination of a thorough process of research, consultation and review with a diverse range of industry stakeholders, including individual enterprises, unions, industry associations and training providers across Australia.

It also involved a comprehensive validation process in which the draft components have been subject to scrutiny by the people and organisations who will be using the Package. This validation process has ensured that the Package presented here has the widespread support of the TCF industries.

Throughout the process of developing the endorsed components of the Training Package, the Project Team has maintained the following primary objectives:

- to improve the abilities of Australian TCF industries to compete effectively in national and international markets through increased skills, competencies and abilities of workers
- to provide the greatest number of possible career paths, job profiles and development opportunities for TCF industry workers through support and development of a nationally recognised training and qualification system for TCF industries in line with the National Training Framework
- to promote workplace and work-based training and assessment to achieve significant improvements in teaching and learning throughout the TCF industries.

On behalf of all the people who have spent many long hours contributing to these objectives Manufacturing Skills Australia has great pleasure in recommending this Training Package to employers, employees, Registered Training Organisations and all other stakeholders within the TCF industries.

David Hoare

Board Chair

Manufacturing Skills Australia

Changes resulting from the review

All the work undertaken in Phase 2 of this review has been based on the agreed recommendations in the Phase 1 Report.

Layout of the package and unit template has been based on the current DEST/NTIS guidelines.

Changes to units of competency

Existing units of competency have been updated with respect to:

- size, coverage and currency
- clarity and completeness of Elements and Performance Criteria
- underpinning knowledge, Range Statements and Evidence Guides
- language, numeracy and access and equity issues
- duplication
- prerequisites
- replacement of Key Competencies with Employability Skills
- compliance with the current DEST/NTIS template.

New units have been developed or imported to address gaps identified in areas such as:

- technical textiles and nonwovens
- textile technology
- textile design
- textile mechanics
- pattern making
- materials knowledge
- fashion design and technology
- fashion and textiles merchandising
- millinery
- saddlery

Where existing units have been substantially changed, this has been based on advice from industry and RTOs.

For a mapping of changes to units refer to the Mapping of LMT00 to LMT07.

For advice on contextualising units of competency, refer to the Competency Standards section of this Training Package.

Changes to Qualifications

Packaging rules for all qualifications in LMT07 have been revised to:

- provide increased flexibility
- remove ambiguity and duplication
- ensure adequate rigour and parity with the AQF Guidelines
- increase opportunities for RTOs
- generate greater training efficiencies and opportunities for industry and workers.

The new Qualifications Framework is designed to maximise recognition, flexibility and portability for people employed in all sectors of the TCF industries.

Qualifications in LMT07 are nested and can be entered via lower level qualifications or directly.

The mapping document provided with this Training Package explains the changes that have been made to the qualifications in LMT00 to create the new LMT07 qualifications.

The LMT07 Textiles Clothing and Footwear Training Package Version 1 contains reviewed materials for the entire TCF Training Package and incorporates work conducted during two separate stages of the Phase Two Review.

Phase Two Stage One involved the review of the Textiles, Clothing and Footwear production qualifications and associated units of competency and the development of new qualifications in Technical Textiles and Non-wovens and Applied Fashion Design and Technology. The Phase Two Stage One Review resulted in LMT00 Textiles Clothing and Footwear Training Package Version 3. In Stage One some core units were changed, which resulted in a change of code for some qualifications that had not been completed reviewed. Refer to Appendix 1 for a mapping of the changes that resulted from the Phase Two Stage One work.

The Phase Two Stage Two Review completed the review of the remaining TCF Training Package qualifications and units of competency and the development of new qualifications in Textile Design and Development, Fashion and Textiles Merchandising and Textile Technology and Production Management as well as a new pathway for the Certificate III in Textile Production. The Phase Two Stage Two Review has resulted in the revised LMT07 Textiles Clothing and Footwear Training Package.

LMT07 Textiles Clothing and Footwear Training Package contains some significant changes from LMT00 Version 3, to content and format of units and to qualifications. The most significant changes are:

a) Use of a new unit template

The template has been updated to meet new DEST requirements.

b) Removal of corresponding units

Hierarchical and prerequisite skills are now clearly defined. In addition clearer guidance is now provided to achieve consistent interpretation of performance criteria.

c) Establishment of a consistent unit requirement for AQF levels

While the number of units now required for qualifications has changed, in some cases significantly, it is envisaged that the overall effort will be similar in the majority of cases. This is because skills previously covered by one large unit, are now covered across a number of smaller units. In some cases, the effort required will be increased in order to adequately achieve the required rigour for the AQF alignment.

d) Removal of generic imported units from packaging

Imported units that cover generic skills have been removed. The most current units from other Training Packages may now be imported as open electives according to the qualification packaging rules.

e) Inclusion of a combined **Textiles, Clothing and Footwear Certificate I**

In order to provide a generic introduction to the TCF industries especially for VET in Schools the TCF Training Package now includes one qualification at Certificate I. This qualification comprises generic units and industry specific electives where required and replaces all sector specific Certificate I qualifications.

f) Inclusion of new qualifications

A range of new qualifications has been added to the Training Package in the areas of Applied Fashion Design and Technology, Technical Textiles and Non-wovens, Fashion and Textiles Merchandising, Textile Design and Development and Textile Technology and Production Management.

g) Removal of generic TCF Diplomas

The skills previously covered in the TCF Diploma and Advanced Diploma are now covered as specialist skills in Applied Fashion Design and Technology, Fashion and Textiles Merchandising, Textile Design and Development and Textile Technology and Production Management.

h) Inclusion of Employability Skills statements

In accordance with new DEST requirements, all units and qualifications within the TCF Training Package now contain information that describes employability skill requirements.

QUALIFICATIONS

A mapping of all qualifications in LMT07 to qualifications in LMT00 Version 3 is provided.

QUALIFICATIONS ADDED

- Certificate IV in Textile Technology and Production
- Diploma in Textile Technology and Production Management
- Certificate IV in Textile Design and Development
- Diploma of Textile Design and Development
- Advanced Diploma of Textile Design and Development
- Certificate IV in Fashion and Textiles Merchandising
- Diploma of Fashion and Textiles Merchandising
- Advanced Diploma of Fashion and Textiles Merchandising

REVIEWED COMPONENTS

All qualifications in sectors:

- Textile Fabrication
- Footwear Repair
- Dry Cleaning Operations
- Early Stage Wool Processing
- Cotton Ginning
- Millinery
- Leather Goods Production
- Hide Skin and Leather
- Laundry Operations
- TCF Mechanic/Technician

Certificate III only in:

- Textile Production

Certificate IV only in:

- Clothing Production
- Footwear Production

DELETED COMPONENTS

- Certificate I in Early Stage Wool Processing
- Certificate I in Textile Fabrication
- Certificate I in Headwear/Millinery
- Certificate I in Leather Goods Production
- Certificate IV in Leather Goods Production
- Certificate I in Laundry Operations
- Certificate I in Dry Cleaning Operations
- Certificate IV in Textile Production
- Certificate IV in Hide Skin and Leather
- Diploma of Textiles Clothing and Footwear
- Advanced Diploma of Textiles Clothing and Footwear

MERGED COMPONENTS

- Early Stage Wool Processing has been merged into Textile Production.
- Leather Goods Production and Hide Skin and Leather have been merged into Leather Production.

NON-REVIEWED COMPONENTS

Medical Grade Footwear qualifications were updated to include employability skills but not reviewed. This was due to the fact that this material was developed recently.

Acronyms used in this Training Package include:

AQF	Australian Qualifications Framework
AQTF	Australian Quality Training Framework
DEST	Department of Education Science and Training
ISC	Industry Skills Councils
MSA	Manufacturing Skills Australia
NTF	National Training Framework
NQC	National Quality Council
OHS	Occupational Health and Safety
RTO	Registered Training Organisation
TCF	Textiles Clothing and Footwear
VET	Vocational Education and Training

The Project Team for the development of LMT07:

Bob Paton	Chief Executive Officer Manufacturing Skills Australia
Sue Woodward	Deputy Chief Executive Officer Manufacturing Skills Australia
Jack Cunningham	Industry Coordinator,

Manufacturing Skills Australia

Richard Jenkins Richard Jenkins and Associates

Anna McAteer Richard Jenkins and Associates

Kerrie Clarke Affinity@Work

Special thanks to the Textiles, Clothing and Footwear company managers and staff and RTO representatives who generously contributed their valuable time to the review and development of this Training Package.

Development of LMT07

LMT07 replaces LMT00. It has been developed as a result of extensive consultation and validation that took place in two stages carried out between November 2002 and November 2006. The package has been revised to address the needs of all sectors of the textiles, clothing and footwear industries.

The review process

The TCF Training Package LMT00 was published by Australian Training Products (ATP) in July 2000. A Phase One Review of the TCF Training Package was conducted from November 2002 until December 2003. After considering the Phase One Review Report, ANTA contracted Light Manufacturing Training Australia in February 2004 to conduct the Phase Two Review. However, because of the size of the TCF Training Package and the impending transfer of ANTA functions to DEST, ANTA decided to divide the Phase Two review into two stages. The TCF Training Package LMT00 Version 3 was the result of the Phase Two Stage One Review, while this new TCF Training Package coded LMT07 covers these outcomes as well as those from the Phase Two Stage Two Review.

The Phase Two Stage One Review was conducted between February 2004 and January 2005 and included confirmation and implementation of recommendations relating to the Textile, Footwear and Clothing sectors up to Certificate III for textile production, clothing production, footwear production and the establishment of new qualifications in Technical Textiles and Nonwovens and Fashion Design and Technology. The Phase Two Stage One Review was endorsed as LMT00 Version 3 in October 2006. An extended delay between submission and endorsement was the result of significant industry change as ANTA responsibilities were transferred to DEST, and with changes to the Fashion Design and Technology qualification titles to achieve industry support.

The Phase Two Stage Two Review was conducted between June 2005 and December 2006 and included confirmation and implementation of recommendations relating to the remaining TCF sectors and the addition of new qualifications in Textile Design and Development, Textile Technology, Millinery and Fashion and Textiles Merchandising.

Both Phase 1 and Phase 2 were overseen by an Industry and RTO Reference Group comprising industry and RTO stakeholders. Those members marked '*continuous*' served on the Steering Committee for all of the Review.

Industry Reference Group Membership

Steve Gunn	Blundstone Pty Ltd (Chair Phase Two) <i>continuous</i>
Mike Smith	Sheridan Australia

Ashley van Krieken	Textiles Fashion Industry Association <i>continuous</i>
Tony Woolgar	Textile Clothing Footwear Union of Australia <i>continuous</i>
Keith Bartlett	C E Bartlett Pty Ltd <i>continuous</i>
Morrie Bellaver	QLD Department Employment & Training
Val Cullen	Gosh Leather
Howard Duffy	Bells Dry Cleaners <i>continuous</i>
Larry Gould	Mountcastle Pty Ltd <i>continuous</i>
Connie Hart	ITAM ESD NSW TAFE
Paul Newberry	Alsco Pty. Ltd. <i>continuous</i>
Tom Jackett	Australian Defence Apparel Pty Ltd
Bob Lamb	Department of Employment and Training-Training Product Support
Tony McDonald	Council of Textile & Fashion Industries of Australia
Marie Morrison	CTI N.T.
Julia Nancarrow	ITAM ESD TAFE NSW
Diana Paton	Australian National Training Authority
Elizabeth Scott	BlueLine Laundry (Chair - Phase One)
Gerald Crawford	DEST (Observer)
Sue Woodward	Australian Light Manufacturing Industry Training Advisory Board
Jack Cunningham	Australian Light Manufacturing Industry Training Advisory Board

RTO Reference Group Membership

Karen Abberfield	TexSkill Limited
Jenni Branigan	Swan TAFE
Jillian Dielesen	Light Manufacturing ITC (WA) Inc
Ron Difelice	BlueLine Laundry
Camille Ducker	School of Fashion, Art & Design
Patrick Gavaghan	TFIA
Connie Hart	TAFE NSW Sydney Institute
Angela Jackson	Queensland Department of Education, Training and the Arts
Trevor Lange	Chisholm Institute of TAFE and CMM for Victoria
Janelle Leopardi	Swan TAFE
Armida Monteith	Charles Darwin University
Marie Thorn	TAFE Tasmania
Sean Parsonage /	
Michelle Paech	TAFE SA Marlestone College
Mandy Penton	Kangan Batman Institute of TAFE
Kent Williamson /	
Keith Cowlshaw	RMIT University

Consultation and development

Consultations were undertaken nationally. The consultation process included:

- targeted meetings with small groups
- individual meetings with RTOs and industry representatives
- input via State ITAB networks
- email distributions to review and validate changes.

Validation of drafts has been via email, phone and targeted meetings. Any issues regarding proposed changes were resolved by broad national consultation and decisions based on the majority viewpoint. An issues register was maintained throughout the project.

Competency Standards

What is competency?

The broad concept of industry competency concerns the ability to perform particular tasks and duties to the standard of performance expected in the workplace. Competency requires the application of specified skills, knowledge and attitudes relevant to effective participation in an industry, industry sector or enterprise.

Competency covers all aspects of workplace performance and involves performing individual tasks; managing a range of different tasks; responding to contingencies or breakdowns; and, dealing with the responsibilities of the workplace, including working with others. Workplace competency requires the ability to apply relevant skills, knowledge and attitudes consistently over time and in the required workplace situations and environments. In line with this concept of competency Training Packages focus on what is expected of a competent individual in the workplace as an outcome of learning, rather than focussing on the learning process itself. Competency standards in Training Packages are determined by industry to meet identified industry skill needs. Competency standards are made up of a number of units of competency each of which describes a key function or role in a particular job function or occupation. Each unit of competency within a Training Package is linked to one or more AQF qualifications.

Contextualisation of Units of Competency by RTOs

Registered Training Organisation (RTOs) may contextualise units of competency to reflect local outcomes required. Contextualisation could involve additions or amendments to the unit of competency to suit particular delivery methods, learner profiles, specific enterprise equipment requirements, or to otherwise meet local needs. However, the integrity of the overall intended outcome of the unit of competency must be maintained.

Any contextualisation of units of competency in this endorsed Training Package must be within the bounds of the following advice. In contextualising units of competency, RTOs:

- must not remove or add to the number and content of elements and performance criteria
- may add specific industry terminology to performance criteria where this does not distort or narrow the competency outcomes
- may make amendments and additions to the range statement as long as such changes do not diminish the breadth of application of the competency and reduce its portability, and/or
- may add detail to the evidence guide in areas such as the critical aspects of evidence or resources and infrastructure required where these expand the breadth of the competency but do not limit its use.

Components of Units of Competency

The components of units of competency are summarised below, in the order in which they appear in each unit of competency.

Unit Title

The unit title is a succinct statement of the outcome of the unit of competency. Each unit of competency title is unique, both within and across Training Packages.

Unit Descriptor

The unit descriptor broadly communicates the content of the unit of competency and the skill area it addresses. Where units of competency have been contextualised from units of competency from other endorsed Training Packages, summary information is provided. There may also be a brief second paragraph that describes its relationship with other units of competency, and any licensing requirements.

Employability Skills statement

A standard Employability Skills statement appears in each unit of competency. This statement directs trainers and assessors to consider the information contained in the Employability Skills Summary in which the unit of competency is packaged.

Prerequisite Units (optional)

If there are any units of competency that must be completed before the unit, these will be listed.

Application of the Unit

This sub-section fleshes out the unit of competency's scope, purpose and operation in different contexts, for example, by showing how it applies in the workplace.

Competency Field (Optional)

The competency field either reflects the way the units of competency are categorised in the Training Package or denotes the industry sector, specialisation or function. It is an optional component of the unit of competency.

Sector (optional)

The industry sector is a further categorisation of the competency field and identifies the next classification, for example an elective or supervision field.

Elements of Competency

The elements of competency are the basic building blocks of the unit of competency. They describe in terms of outcomes the significant functions and tasks that make up the competency.

Performance Criteria

The performance criteria specify the required performance in relevant tasks, roles, skills and in the applied knowledge that enables competent performance. They are usually written in passive voice. Critical terms or phrases may be written in bold italics and then defined in range statement, in the order of their appearance in the performance criteria.

Required Skills and Knowledge

The essential skills and knowledge are either identified separately or combined. Knowledge identifies what a person needs to know to perform the work in an informed and effective manner. Skills describe the application of knowledge to situations where understanding is converted into a workplace outcome.

Range Statement

The range statement provides a context for the unit of competency, describing essential operating conditions that may be present with training and assessment, depending on the work situation, needs of the candidate, accessibility of the item, and local industry and regional contexts. As applicable, the meanings of key terms used in the performance criteria will also be explained in the range statement.

Evidence Guide

The evidence guide is critical in assessment as it provides information to the Registered Training Organisation (RTO) and assessor about how the described competency may be demonstrated. The evidence guide does this by providing a range of evidence for the assessor to make determinations, and by providing the assessment context. The evidence guide describes:

- conditions under which competency must be assessed including variables such as the assessment environment or necessary equipment
- relationships with the assessment of any other units of competency
- suitable methodologies for conducting assessment including the potential for workplace simulation
- resource implications, for example access to particular equipment, infrastructure or situations
- how consistency in performance can be assessed over time, various contexts and with a range of evidence, and expectations at the AQF qualification level involved

Employability Skills in units of competency

The detail and application of Employability Skills facets will vary according to the job-role requirements of each industry. In developing Training Packages, industry stakeholders are consulted to identify appropriate facets of Employability Skills which are incorporated into the relevant units of competency and qualifications.

Employability Skills are not a discrete requirement contained in units of competency (as was the case with Key Competencies). Employability Skills are specifically expressed in the context of the work outcomes described in units of competency and will appear in elements, performance criteria, range statements and evidence guides. As a result, users of Training Packages are required to review the entire unit of competency in order to accurately determine Employability Skills requirements.

How Employability Skills relate to the Key Competencies

The eight nationally agreed Employability Skills now replace the seven Key Competencies in Training Packages. Trainers and assessors who have used Training Packages prior to the introduction of Employability Skills may find the following comparison useful.

Employability Skills	Mayer Key Competencies
Communication	Communicating ideas and information
Teamwork	Working with others and in teams
Problem solving	Solving problems Using mathematical ideas and techniques
Initiative and enterprise	
Planning and organising	Collecting, analysing and organising information Planning and organising activities
Self-management	
Learning	
Technology	Using technology

When analysing the above table it is important to consider the relationship and natural overlap of Employability Skills. For example, using technology may involve communication skills and combine the understanding of mathematical concepts.

Explicitly embedding Employability Skills in units of competency

This Training Package seeks to ensure that industry-endorsed Employability Skills are explicitly embedded in units of competency. The application of each skill and the level of detail included in each part of the unit will vary according to industry requirements and the nature of the unit of competency.

Employability Skills must be both explicit and embedded within units of competency. This means that Employability Skills will be:

- embedded in units of competency as part of the other performance requirements that make up the competency as a whole
- explicitly described within units of competency to enable Training Packages users to identify accurately the performance requirements of each unit with regards to Employability Skills.

This Training Package also seeks to ensure that Employability Skills are well-defined and written into units of competency so that they are apparent, clear and can be delivered and assessed as an essential component of unit work outcomes.

The following table contains examples of embedded Employability Skills for each component of a unit of competency. Please note that in the examples below the bracketed skills are provided only for clarification and will not be present in units of competency within this Training Package.

Example Employability Skills unit

Unit component	Example of embedded Employability Skill
Unit Title	Give formal presentations and take part in meetings (communication)
Unit Descriptor	This unit covers the skills and knowledge requires to promote the use and implementation of innovative work practices to effect change. (initiative and enterprise)
Element	Pro-actively resolve issues. (problem solving)
Performance Criteria	Information is organised in a format suitable for analysis and dissemination in accordance with organisational requirements. (planning and organising)
Range Statement	Software applications may include email, Internet, word processing, spreadsheet, database or accounting packages (technology)
Required Skills and Knowledge	<p>Identify activities depending on differing workplace contexts, risk situations and environments. (learning)</p> <p>Work collaboratively with others during a fire emergency. (teamwork)</p> <p>Instructions, procedures and other information relevant the maintenance of vessel and port security. (communication)</p>
Evidence Guide	Evidence of having worked constructively with a wide range of community groups and stakeholders to solve problems and adapt

	<p>or design new solutions to meet identified needs in crime prevention. In particular, evidence must be obtained on the ability to:</p> <p>Assess response options to identified crime-prevention needs and determin the optimal action to be implemented</p> <p>In consultation with others, design an initiative to address identified issues. (initiative and enterprise)</p>
--	---

Competency Standards - Industry Contextualisation

LMT07 units of competency codes

Abbreviations

TX	Textile Production Textile Technology and Production Textile Mechanics
CG	Cotton Ginning
TF	Textile Fabrication
CL	Clothing Production Headwear Production
ML	Millinery
FP	Footwear Production
FR	Footwear Repair
LG	Leather Goods Production
HL	Hide Skin and Leather
EW	Early Stage Wool Processing
LA	Laundry Operations
DC	Dry Cleaning Operations
MF	Medical Grade Footwear

TN	Technical Textiles and Non-wovens
FD	Applied Fashion Design and Technology
FM	Fashion and Textiles Merchandising
GN	Generic units across TCF sectors

Unit Codes

The codes for the TCF units of competency are constructed as shown in the example below:
Eg Unit LMTTF3001B

LMT	TF	3	001	B
TCF Training Package code	Textile Fabrication sector	Certificate level unit is first packaged	Sequential unit number	Version

Note on Imported Units

Units of competency that do not have LMT as part of the code have been imported from other Training Packages. Copies of the current version of units of competency imported from other Training Packages can be accessed from the National Training Information Service at: <http://www.ntis.gov.au>

Advice on customisation and importing units for LMT07

Customising of qualifications

Customising may be done by:

- choosing from the units provided in this Training Package to suit the particular situation
- specifying particular combinations of units provided in this Training Package to suit the combination of skills required in the workplace (see also advice on Industry Specialisations)
- importing suitable units from another endorsed Training Package and replacing some of the elective units in this Training Package. This substitution is limited by the rules below.

Note that substitution of 'mandatory' units is not permitted. This applies to mandatory support or technical units.

These units may also be exported to other Training Packages provided the rules below are observed.

Specifying combinations of units

Individual competency units in this Training Package specify prerequisite competencies which may be required. Individual enterprises may find it appropriate to specify additional prerequisite or co-requisite competencies because of the requirements of their particular process. This is permitted, and will change the way in which the units are selected for the qualification, but in no way increases or decreases the total number of units required for the awarding of a qualification, and must still comply with the overall requirements of packaging for a qualification.

Importing competencies from other Training Packages

Competency units may be imported from other endorsed Training Packages to customise a qualification. These imported units may be imported as an 'open elective' according to the rules of the qualification. The use of imported units is allowed if:

- they are from an endorsed Training Package (the original unit code number must be retained)
- they are appropriate to the needs of the enterprise
- they are of an equivalent AQF level or as specified by the qualification rules
- any prerequisites and co-requisites specified in the original set of competency standards are also observed.

Contextualising competency units

Contextualising rules

Competency units may be contextualised. Contextualisation which:

- replaces general directions with enterprise-specific needs
- replaces generic equipment/process names with enterprise-specific names
- replaces general processes/specifications with enterprise-specific needs
- modifies or adds to indicative lists to make them context-specific
- is allowed and encouraged, provided the contextualised unit is of similar level and rigour to the original competency unit.

Note that contextualising cannot be used to generate an additional competency which is closely related to an existing competency.

Contextualising to better reflect local regulations and conditions is desirable

Contextualising may only be done if it does not significantly change the level and rigour or change the range of applicability of the unit. Contextualisation may be done within the knowledge and skills, range of variables and the evidence guide. Note also that contextualisation of the elements or performance criteria is not permitted. As a minimum, the contextualised unit should:

- be of similar level and rigour
- be of a similar breadth, complexity and size
- be relevant to the industry and the enterprise
- not reduce the health, safety or environmental requirements
- retain the original unit code number.

Exporting competencies to other Training Packages

Manufacturing Skills Australia encourages other industries and ISCs to access the units of competency in this Training Package which might be appropriate to their needs. These competencies may be used provided:

- the original unit code number is retained
- they are only contextualised to the extent permitted above
- any specified prerequisites and corequisites are observed
- Manufacturing Skills Australia is advised of the specific competencies to be used to facilitate ongoing communication in the event of an update or review of any units.
-

Employability Skills

Employability Skills replacing Key Competency information from 2006

In May 2005, the approach to incorporate Employability Skills within Training Package qualifications and units of competency was endorsed. As a result, from 2006 Employability Skills will progressively replace Key Competency information in Training Packages.

Background to Employability Skills

Employability Skills are also sometimes referred to as generic skills, capabilities or Key Competencies. The Employability Skills discussed here build on the Mayer Committee's Key Competencies, which were developed in 1992 and attempted to describe generic competencies for effective participation in work.

The Business Council of Australia (BCA) and the Australian Chamber of Commerce and Industry (ACCI), produced the *Employability Skills for the Future* report in 2002 in consultation with other peak employer bodies and with funding provided by the Department of Education, Science and Training (DEST) and the Australian National Training Authority (ANTA). Officially released by Dr Nelson (Minister for Education, Science and Training) on 23 May 2002, copies of the report are available from the DEST website at:

http://www.dest.gov.au/archive/ty/publications/employability_skills/index.htm.

The report indicated that business and industry now require a broader range of skills than the Mayer Key Competencies Framework and featured an Employability Skills Framework identifying eight Employability Skills*:

- communication
- teamwork
- problem solving
- initiative and enterprise
- planning and organising
- self-management
- learning
- technology.

The report demonstrated how Employability Skills can be further described for particular occupational and industry contexts by sets of facets. The facets listed in the report are the aspects of the Employability Skills that the sample of employers surveyed identified as being important work skills. These facets were seen by employers as being dependent both in their nature and priority on an enterprise's business activity.

*Personal attributes that contribute to employability were also identified in the report but are not part of the Employability Skills Framework.

Employability Skills Framework

The following table contains the Employability Skills facets identified in the report

Employability Skills for the Future.

Skill	Facets Aspects of the skill that employers identify as important. The nature and application of these facets will vary depending on industry and job type.
Communication that contributes to productive and harmonious relations across employees and customers	<ul style="list-style-type: none"> • listening and understanding • speaking clearly and directly • writing to the needs of the audience • negotiating responsively • reading independently • empathising • using numeracy effectively • understanding the needs of internal and external customers • persuading effectively • establishing and using networks • being assertive • sharing information • speaking and writing in languages other than English
Teamwork that contributes to productive working relationships and outcomes	<ul style="list-style-type: none"> • working across different ages irrespective of gender, race, religion or political persuasion • working as an individual and as a member of a team • knowing how to define a role as part of the team • applying teamwork to a range of situations e.g. futures planning and crisis problem solving • identifying the strengths of team members • coaching and mentoring skills, including giving feedback
Problem solving that contributes to productive outcomes	<ul style="list-style-type: none"> • developing creative, innovative and practical solutions • showing independence and initiative in identifying and solving problems • solving problems in teams • applying a range of strategies to problem solving • using mathematics, including budgeting and financial management to solve problems • applying problem-solving strategies across a range of areas • testing assumptions, taking into account the context of data and circumstances • resolving customer concerns in relation to complex project issues
Initiative and enterprise that contribute to innovative outcomes	<ul style="list-style-type: none"> • adapting to new situations • developing a strategic, creative and long-term vision • being creative • identifying opportunities not obvious to others

	<ul style="list-style-type: none"> • translating ideas into action • generating a range of options • initiating innovative solutions
Planning and organising that contribute to long and short-term strategic planning	<ul style="list-style-type: none"> • managing time and priorities - setting time lines, coordinating tasks for self and with others • being resourceful • taking initiative and making decisions • adapting resource allocations to cope with contingencies • establishing clear project goals and deliverables • allocating people and other resources to tasks • planning the use of resources, including time management • participating in continuous improvement and planning processes • developing a vision and a proactive plan to accompany it • predicting - weighing up risk, evaluating alternatives and applying evaluation criteria • collecting, analysing and organising information • understanding basic business systems and their relationships
Self-management that contributes to employee satisfaction and growth	<ul style="list-style-type: none"> • having a personal vision and goals • evaluating and monitoring own performance • having knowledge and confidence in own ideas and visions • articulating own ideas and visions • taking responsibility
Learning that contributes to ongoing improvement and expansion in employee and company operations and outcomes	<ul style="list-style-type: none"> • managing own learning • contributing to the learning community at the workplace • using a range of mediums to learn - mentoring, peer support and networking, IT and courses • applying learning to technical issues (e.g. learning about products) and people issues (e.g. interpersonal and cultural aspects of work) • having enthusiasm for ongoing learning • being willing to learn in any setting - on and off the job • being open to new ideas and techniques • being prepared to invest time and effort in learning new skills • acknowledging the need to learn in order to accommodate change
Technology that contributes to the effective carrying out of tasks	<ul style="list-style-type: none"> • having a range of basic IT skills • applying IT as a management tool • using IT to organise data • being willing to learn new IT skills • having the OHS knowledge to apply technology • having the appropriate physical capacity

Employability Skills Summary

An Employability Skills Summary exists for each qualification. Summaries provide a lens through which to view Employability Skills at the qualification level and capture the key aspects or facets of the Employability Skills that are important to the job roles covered by the qualification. Summaries are designed to assist trainers and assessors to identify and include important industry application of Employability Skills in learning and assessment strategies. The following is important information for trainers and assessors about Employability Skills Summaries.

- Employability Skills Summaries provide examples of how each skill is applicable to the job roles covered by the qualification.
- Employability Skills Summaries contain general information about industry context which is further explained as measurable outcomes of performance in the units of competency in each qualification.
- The detail in each Employability Skills Summary will vary depending on the range of job roles covered by the qualification in question.
- Employability Skills Summaries are not exhaustive lists of qualification requirements or checklists of performance (which are separate assessment tools that should be designed by trainers and assessors after analysis at the unit level).
- Employability Skills Summaries contain information that may also assist in building learners' understanding of industry and workplace expectations
-

Assessment Guidelines

Introduction

These Assessment Guidelines provide the endorsed framework for assessment of units of competency in this Training Package. They are designed to ensure that assessment is consistent with the *Australian Quality Training Framework (AQTF) Essential Standards for Initial and Continuing Registration*. Assessments against the units of competency in this Training Package must be carried out in accordance with these Assessment Guidelines.

Assessment System Overview

This section provides an overview of the requirements for assessment when using this Training Package, including a summary of the AQTF requirements; licensing/registration requirements; and assessment pathways.

Quality assessment underpins the credibility of the vocational education and training sector. The Assessment Guidelines of a Training Package are an important tool in supporting quality assessment.

Assessment within the National Skills Framework is the process of collecting evidence and making judgements about whether competency has been achieved to confirm whether an individual can perform to the standards expected in the workplace, as expressed in the relevant endorsed unit of competency.

Assessment must be carried out in accordance with the:

- benchmarks for assessment
- specific industry requirements
- principles of assessment
- rules of evidence
- assessment requirements set out in the AQTF

Benchmarks for Assessment

The endorsed units of competency in this Training Package are the benchmarks for assessment. As such, they provide the basis for nationally recognised Australian Qualifications Framework (AQF) qualifications and Statements of Attainment issued by Registered Training Organisations (RTOs).

Principles of Assessment

All assessments carried out by RTOs are required to demonstrate compliance with the principles of assessment:

- validity
- reliability
- flexibility
- fairness
- sufficiency

These principles must be addressed in the: design, establishment and management of the assessment system for this Training Package development of assessment tools, and the conduct of assessment.

Validity

Assessment is valid when the process is sound and assesses what it claims to assess. Validity requires that:

(a)	assessment against the units of competency must cover the broad range of skills and knowledge that are essential to competent performance
(b)	assessment of knowledge and skills must be integrated with their practical application
(c)	judgement of competence must be based on sufficient evidence (that is, evidence gathered on a number of occasions and in a range of contexts using different assessment methods). The specific evidence requirements of each unit of competency provide advice on sufficiency

Reliability

Reliability refers to the degree to which evidence presented for assessment is consistently interpreted and results in consistent assessment outcomes. Reliability requires the assessor to have the required competencies in assessment and relevant vocational competencies (or to assess in conjunction with someone who has the vocational competencies). It can only be achieved when assessors share a common interpretation of the assessment requirements of the unit(s) being assessed.

Flexibility

To be flexible, assessment should reflect the candidate's needs; provide for recognition of competencies no matter how, where or when they have been acquired; draw on a range of methods appropriate to the context, competency and the candidate; and support continuous competency development.

Fairness

Fairness in assessment requires consideration of the individual candidate's needs and characteristics, and any reasonable adjustments that need to be applied to take account of them. It requires clear communication between the assessor and the candidate to ensure that the candidate is fully informed about, understands and is able to participate in, the assessment process, and agrees that the process is appropriate. It also includes an opportunity for the person being assessed to challenge the result of the assessment and to be reassessed if necessary.

Sufficiency

Sufficiency relates to the quality and quantity of evidence assessed. It requires collection of enough appropriate evidence to ensure that all aspects of competency have been satisfied and that competency can be demonstrated repeatedly. Supplementary sources of evidence may be necessary. The specific evidence requirements of each unit of competency provide advice on sufficiency. Sufficiency is also one of the rules of evidence.

Rules of Evidence

The rules of evidence guide the collection of evidence that address the principles of validity and reliability, guiding the collection of evidence to ensure that it is valid, sufficient, current and authentic.

Valid

Valid evidence must relate directly to the requirements of the unit of competency. In ensuring evidence is valid, assessors must ensure that the evidence collected supports demonstration of the outcomes and performance requirements of the unit of competency together with the knowledge and skills necessary for competent performance. Valid evidence must encapsulate the breadth and depth of the unit of competency, which will necessitate using a number of different assessment methods.

Sufficient

Sufficiency relates to the quality and quantity of evidence assessed. It requires collection of enough appropriate evidence to ensure that all aspects of competency have been satisfied and that competency can be demonstrated repeatedly. Supplementary sources of evidence may be necessary. The specific evidence requirements of each unit of competency provide advice on sufficiency.

Current

In assessment, currency relates to the age of the evidence presented by a candidate to demonstrate that they are still competent. Competency requires demonstration of current performance, so the evidence collected must be from either the present or the very recent past.

Authentic

To accept evidence as authentic, an assessor must be assured that the evidence presented for assessment is the candidate's own work.

Assessment Requirements of the Australian Quality Training Framework

Assessment leading to nationally recognised AQF qualifications and Statements of Attainment in the vocational education and training sector must meet the requirements of the AQTF as expressed in the AQTF 2010 *Essential Standards for Registration*.

The AQTF 2010 *Essential Standards for Initial and Continuing Registration* can be downloaded from < www.training.com.au >.

The following points summarise the assessment requirements.

Registration of Training Organisations

Assessment must be conducted by, or on behalf of, an RTO formally registered by a State or Territory Registering Body in accordance with the AQTF. The RTO must have the specific units of competency and/or AQF qualifications on its scope of registration.

Quality Training and Assessment

Each RTO must provide quality training and assessment across all its operations. See the AQTF 2010 *Essential Standards for Initial and Continuing Registration*, Standard 1.

Assessor Competency Requirements

Each person involved in training, assessment or client service must be competent for the functions they perform. AQTF 2010 *Essential Standards for Initial and Continuing Registration*, Standard 1 for assessor (and trainer) competency requirements. See also the AQTF 2010 *Users' Guide to the Essential Standards for Registration* Appendix 2.

Assessment Requirements

The RTOs assessments, including RPL, must meet the requirements of the relevant endorsed Training Package. See the AQTF 2010 *Essential Standards for Initial and Continuing Registration*.

Assessment Strategies

Each RTO must have strategies for training and assessment that meet the requirements of the relevant Training Package or accredited course and are developed in consultation with industry stakeholders. See the AQTF 2010 *Essential Standards for Initial and Continuing Registration*.

National Recognition

Each RTO must recognise the AQF qualifications and Statements of Attainment issued by any other RTO. See the AQTF 2010 *Essential Standards for Initial and Continuing Registration*.

Access and Equity and Client Outcomes

Each RTO must adhere to the principles of access and equity and maximise outcomes for its clients. See the AQTF 2010 *Essential Standards for Initial and Continuing Registration*.

Monitoring Assessments

Training and/or assessment provided on behalf of the RTO must be monitored to ensure that it is in accordance with all aspects of the AQTF 2010 *Essential Standards for Initial and Continuing Registration*.

Recording Assessment Outcomes

Each RTO must manage records to ensure their accuracy and integrity. See the AQTF 2010 *Essential Standards for Initial and Continuing Registration*.

Issuing AQF Qualifications and Statements of Attainment

Each RTO must issue AQF qualifications and Statements of Attainment that meet the requirements of the current AQF Implementation Handbook and the endorsed Training Packages within the scope of its registration. An AQF qualification is issued once the full requirements for a qualification, as specified in the nationally endorsed Training Package are met. A Statement of Attainment is issued when an individual has completed one or more units of competency from nationally recognised qualification(s)/courses(s). See the AQTF and the edition of the AQF Implementation Handbook-available on the AQF Council website < www.aqf.edu.au >.

Awards, Licensing and other Regulatory Issues

Various awards and agreements apply within the manufacturing industry. This Training Package was designed to allow for these different arrangements. It is appropriate to use this Training Package as part of an award/agreement, but it has not been designed to fit any particular award or agreement.

There are no general licensing issues, however specific licenses may be required in some jobs. The local regulations should be checked for details. The industry is generally subject to

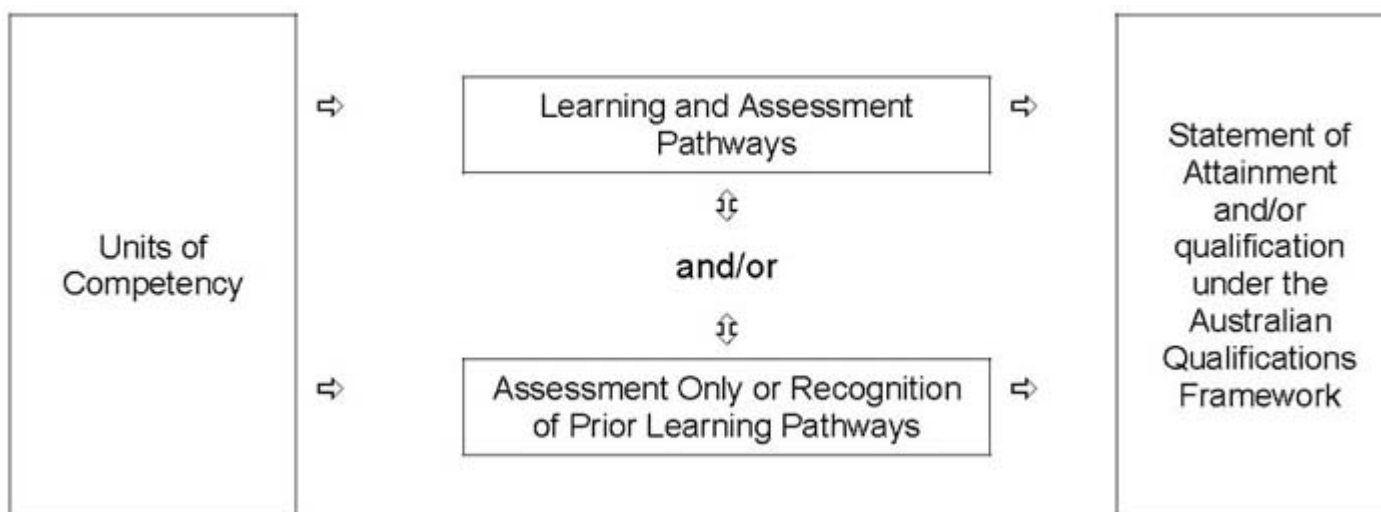
a range of regulatory controls. These vary with the nature of the facility and to some extent on its location, as most regulations are State-based and many are enforced by local government. This Training Package allows for these differences without mandating them to specific units of competency which would not be appropriate.

Pathways

The competencies in this Training Package may be attained in a number of ways including through:

- formal or informal education and training
- experiences in the workplace
- general life experience, and/or
- any combination of the above.

Assessment under this Training Package leading to an AQF qualification or Statement of Attainment may follow a learning and assessment pathway, an assessment-only or recognition pathway, or a combination of the two as illustrated in the following diagram.



Each of these assessment pathways leads to full recognition of competencies held - the critical issue is that the candidate is competent, not how the competency was acquired.

Assessment, by any pathway, must comply with the assessment requirements set out in the Assessment Guidelines of the Training Package, and the AQTF, 2 where relevant, the Australian Qualifications Framework.

Learning and Assessment Pathways

Usually, learning and assessment are integrated, with assessment evidence being collected and feedback provided to the candidate at anytime throughout the learning and assessment process.

Learning and assessment pathways may include structured programs in a variety of contexts using a range of strategies to meet different learner needs. Structured learning and assessment programs could be: group-based, work-based, project-based, self-paced, action learning-based; conducted by distance or e-learning; and/or involve practice and experience in the workplace.

Learning and assessment pathways to suit Australian Apprenticeships have a mix of formal structured training and structured workplace experience with formative assessment activities through which candidates can acquire and demonstrate skills and knowledge from the relevant units of competency.

Credit Pathways

Credit is the value assigned for the recognition of equivalence in content between different types of learning and/or qualifications which reduces the volume of learning required to achieve a qualification.

Credit arrangements must be offered by all RTOs that offer Training Package qualifications. Each RTO must have a systematic institutional approach with clear, accessible and transparent policies and procedures.

Competencies already held by individuals can be formally assessed against the units of competency in this Training Package, and should be recognised regardless of how, when or where they were acquired, provided that the learning is relevant to the unit of competency outcomes.

Recognition of Prior Learning

Recognition of Prior Learning (RPL) is an assessment process which determines the credit outcomes of an individual application for credit.

The availability of Recognition of Prior Learning (RPL) provides all potential learners with access to credit opportunities.

The recognition of prior learning pathway is appropriate for candidates who have previously attained skills and knowledge and who, when enrolling in qualifications, seek to shorten the duration of their training and either continue or commence working. This may include the following groups of people:

- existing workers; individuals with overseas qualifications;
- recent migrants with established work histories;
- people returning to the workplace;
- and people with disabilities or injuries requiring a change in career.

As with all assessment, RPL assessment should be undertaken by academic or teaching staff with expertise in the subject, content of skills area, as well as knowledge of and expertise in RPL assessment policies and procedures.

Assessment methods used for RPL should provide a range of ways for individuals to demonstrate that they have met the required outcomes and can be granted credit. These might include:

- questioning (oral or written) consideration of a portfolio and review of contents
consideration of third party reports and/or other documentation such as documentation such as articles, reports, project material, papers, testimonials or other products prepared by the RPL applicant that relate to the learning outcomes of the relevant qualification
component mapping of learning outcomes from prior formal or non-formal learning to the relevant qualification components
- observation of performance, and participation in structured assessment activities the individual would normally be required to undertake if they were enrolled in the qualification component/s.

In a Recognition of Prior Learning (RPL) pathway, the candidate provides current, quality evidence of their competency against the relevant unit of competency. This process may be directed by the candidate and verified by the assessor. Where the outcomes of this process indicate that the candidate is competent, structured training is not required. The RPL requirements of the AQTF must be met.

As with all assessment, the assessor must be confident that the evidence indicates that the candidate is currently competent against the endorsed unit of competency. This evidence may take a variety of forms and might include certification, references from past employers, testimonials from clients, work samples and/or observation of the candidate. The onus is on candidates to provide sufficient evidence to satisfy assessors that they currently hold the relevant competencies. In judging evidence, the assessor must ensure that the evidence of prior learning is:

- authentic (the candidate's own work); valid (directly related to the current version of the relevant endorsed unit of competency); reliable (shows that the candidate consistently meets the endorsed unit of competency);
- current (reflects the candidate's current capacity to perform the aspect of the work covered by the endorsed unit of competency); and
- sufficient (covers the full range of elements in the relevant unit of competency and addresses the four dimensions of competency, namely task skills, task management skills, contingency management skills, and job/role environment skills).

Credit Transfer

Credit transfer is a process which provides learners with agreed and consistent credit outcomes based on equivalences in content between matched qualifications.

This process involves education institutions:

- mapping, comparing and evaluating the extent to which the defined learning outcomes and
- assessment requirements of the individual components of one qualification are equivalent to the learning outcomes and assessment requirements of the individual components of another qualification
- making an educational judgment of the credit outcomes to be assigned between the
- matched components of the two qualifications
- setting out the agreed credit outcomes in a documented arrangement or agreement, and publishing the arrangement/agreement and credit available.

Combination of Pathways

Credit may be awarded on the basis of a combination of credit transfer plus an individual RPL assessment for additional learning. Once credit has been awarded on the basis of RPL, subsequent credit transfer based on these learning outcomes should not include revisiting the RPL assessment but should be based on credit transfer or articulation or other arrangements between providers.

Where candidates for assessment have gained competencies through work and life experience and gaps in their competence are identified, or where they require training in new areas, a combination of pathways may be appropriate.

In such situations, the candidate may undertake an initial assessment to determine their current competency. Once current competency is identified, a structured learning and assessment program ensures that the candidate acquires the required additional competencies identified as gaps.

Assessor Requirements

This section identifies the specific requirements on the vocational competence and experience for assessors, to ensure that they meet the needs of industry and their obligations under AQTF, and clarifies how others may contribute to the assessment process where one person alone does not hold all the required competencies.

Assessor Competencies

The AQTF specifies mandatory competency requirements for assessors. For information, Element 1.4 from the AQTF 2007 *Essential Standards for Registration* follows:

1.4		Training and assessment is delivered by trainers and assessors who:
	a)	have the necessary training and assessment competencies as determined by the National Quality Council or its successors, and
	b)	have the relevant vocational competencies at least to the level being delivered or assessed, and
	c)	can demonstrate current industry skills directly relevant to the training/assessment being undertaken, and
	d)	continue developing their Vocational Education and Training (VET) knowledge and skills as well as their industry currency and trainer/assessor competence. * See AQTF 2010 <i>Users' Guide to the Essential Standards for Registration</i> Appendix 2

Designing Assessment Tools

This section provides an overview on the use and development of assessment tools.

Use of Assessment Tools

Assessment tools provide a means of collecting the evidence that assessors use in making judgments about whether candidates have achieved competency.

There is no set format or process for the design, production or development of assessment tools. Assessors may use prepared assessment tools, such as those specifically developed to support this Training Package, or they may develop their own.

Using Prepared Assessment Tools

If using prepared assessment tools, assessors should ensure these relate to the current version of the relevant unit of competency. The current unit of competency can be checked on the National Register < www.ntis.gov.au >.

Developing Assessment Tools

When developing assessment tools, assessors must ensure that they:

- are benchmarked against the relevant unit or units of competency
- are reviewed as part of the continuous improvement of assessment strategies as required under Standard 1 of the AQTF 2007
- meet the assessment requirements expressed in Standard 1 of the AQTF 2010 *Essential Standards for Initial and Continuing Registration*.

A key reference for assessors developing assessment tools is TAE10 Training and Education Training Package.

Language, Literacy and Numeracy

The design of assessment tools must reflect the language, literacy and numeracy competencies required for the performance of a task in the workplace and not exceed these expectations.

Conducting Assessment

This section details the mandatory assessment requirements and provides information on equity in assessment including reasonable adjustment.

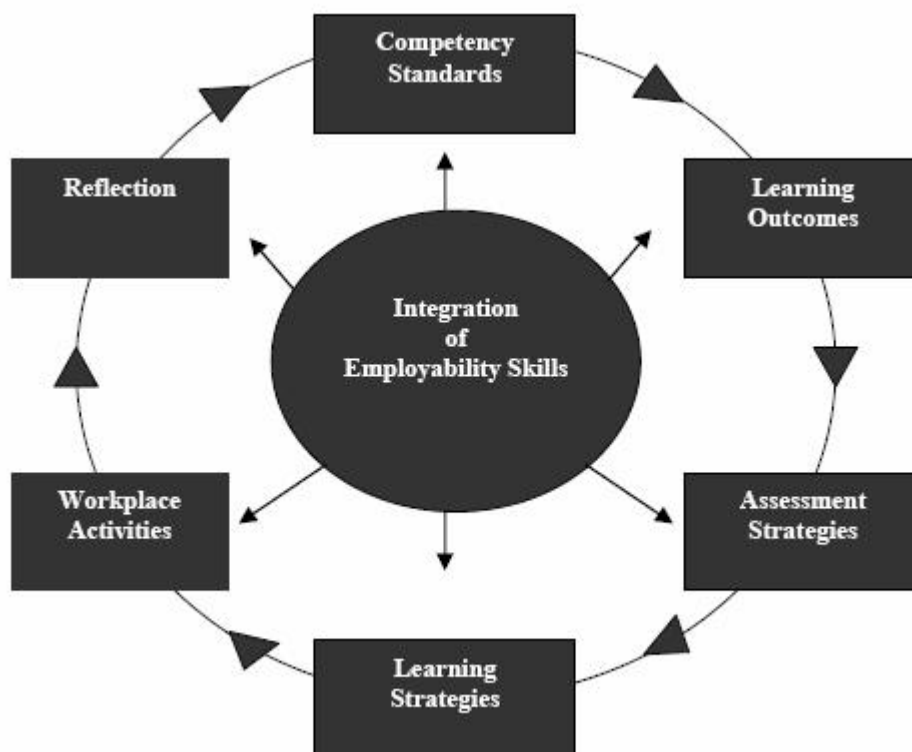
Mandatory Assessment Requirements

Assessments must meet the criteria set out in the 2010 *Essential Standards for Initial and Continuing Registration*. For information, the mandatory assessment requirements from Standard 1 from the AQTF 2010 *Essential Standards for Initial and Continuing Registration* are as follows:

1.5		Assessment, including Recognition of Prior Learning:
	a)	meets the requirements of the relevant Training Package or accredited course,
	b)	is conducted in accordance with the principles of assessment and the rules of evidence, and
	c)	meets workplace and, where relevant, regulatory requirements.
	d)	is systematically validated.

Assessment of Employability Skills

Employability Skills are integral to workplace competency. As such they must be considered in the design, customisation, delivery and assessment of vocational education and training programs in an integrated and holistic way, as represented diagrammatically below.



Employability Skills are embedded and explicit within each unit of competency, and an Employability Skills Summary is available for each qualification. Training providers must use Employability Skills information in order to design valid and reliable training and assessment strategies. This analysis could include:

- reviewing units of competency to locate relevant Employability Skills and determine how they are applied within the unit
- analysing the Employability Skills Summary for the qualification in which the unit or units are packaged to help clarify relevant industry and workplace contexts and the application of Employability Skills at that qualification outcome
- designing training and assessment to address Employability Skills requirements.

The National Quality Council has endorsed a model for assessing and reporting Employability Skills, which contains further suggestions about good practice strategies in teaching, assessing, learning and reporting Employability Skills. The model is available from < <http://www.training.com.au/>>.

The endorsed approach includes learners downloading qualification specific Employability Skills Summaries for Training Package qualifications from an online repository at < <http://employabilityskills.training.com.au>>

For more information on Employability Skills in Manufacturing Industry Skills Council Training Packages go to the Manufacturing Industry Skills Council website at <http://www.mskills.com.au>.

Employability Skills are reported on each qualification using the following statement on the qualification testamur: "A summary of the Employability Skills developed through this qualification can be downloaded from <http://employabilityskills.training.com.au> "

Access and Equity

An individual's access to the assessment process should not be adversely affected by restrictions placed on the location or context of assessment beyond the requirements specified in this Training Package: training and assessment must be bias-free.

Under the rules for their development, Training Packages must reflect and cater for the increasing diversity of Australia's VET clients and Australia's current and future workforce. The flexibilities offered by Training Packages should enhance opportunities and potential outcomes for all people so that we can all benefit from a wider national skills base and a shared contribution to Australia's economic development and social and cultural life.

Reasonable adjustments

It is important that education providers take meaningful, transparent and reasonable steps to consult, consider and implement reasonable adjustments for students with disability.

Under the *Disability Standards for Education 2005*, education providers must make reasonable adjustments for people with disability to the maximum extent that those adjustments do not cause that provider unjustifiable hardship. While "reasonable adjustment" and "unjustifiable hardship" are different concepts and involve different considerations, they both seek to strike a balance between the interests of education providers and the interests of students with and without disability.

An adjustment is any measure or action that a student requires because of their disability, and which has the effect of assisting the student to access and participate in education and training on the same basis as students without a disability. An adjustment is reasonable if it achieves this purpose while taking into account factors such as the nature of the student's disability, the views of the student, the potential effect of the adjustment on the student and others who might be affected, and the costs and benefits of making the adjustment.

An education provider is also entitled to maintain the academic integrity of a course or program and to consider the requirements or components that are inherent or essential to its nature when assessing whether an adjustment is reasonable. There may be more than one adjustment that is reasonable in a given set of circumstances; education providers are required to make adjustments that are reasonable and that do not cause them unjustifiable hardship.

The Training Package Guidelines provides more information on reasonable adjustment, including examples of adjustments. *Go to* <http://www.deewr.gov.au/tpdh/Pages/home.aspx>.

Assessment in the TCF industries

Assessment within the TCF industries should reflect the diverse educational and ethnic backgrounds of the people employed in this industry. Reasonable adjustment should be made in assessments to cater for the differences in literacy, oracy and numeracy that might be encountered. These adjustments will typically be in the forms of evidence required and the way the assessment is conducted. Reasonable adjustment does not reduce the requirements of the unit of competency.

Many units of competency require the use of industrial equipment and the manufacture of products. These units should always be assessed using industrial-type equipment and situations, and be conducted in a work-like environment.

Various awards apply within this industry and some employees will be non-award. This Training Package was designed to allow for these different arrangements. It is appropriate to use this Training Package as part of an award/agreement, but it has not been designed to fit any particular award.

Further Sources of Information

The section provides a listing of useful contacts and resources to assist assessors in planning, designing, conducting and reviewing of assessments against this Training Package.

Contacts

Manufacturing Skills Australia
Level 3, 104 Mount Street
NORTH SYDNEY NSW 2060
PO Box 289
NORTH SYDNEY NSW 2059
Telephone: (02) 9955 5500
Fax: (02) 02 9955 8044
Web: www.mskills.com.au
email: info@mskills.com.au

Technical and Vocational Education and Training (TVET) Australia Limited
Level 21, 390 St Kilda Road, Melbourne VIC 3150
PO Box 12211, A"Beckett Street Post Office
Melbourne Victoria 8006
Ph: +61 3 9832 8100
Fax: +61 3 9832 8198
Email: sales@tvetaustralia.com.au
Web: www.tvetaustralia.com.au

For information on the TAE10 Training and Education Training Package contact:

Innovation & Business Skills Australia

Telephone: (03) 9815 7000

Facsimile: (03) 9815 7001

Email: virtual@ibsa.org.au

Web: www.ibsa.org.au

General Resources

AQF Implementation Handbook, Fourth Edition 2007. Australian Qualifications Framework Advisory Board, 2002 < www.aqf.edu.au >

Australian Quality Training Framework (AQTF) and AQTF 2010 Users" Guide to the Essential Standards for Registration

<http://www.training.com.au/pages/menuitem5cbe14d51b49dd34b225261017a62dbc.aspx>

For general information and resources go to <http://www.training.com.au/>

The National Register is an electronic database providing comprehensive information about RTOs, Training Packages and accredited courses - < www.ntis.gov.au >

The Training Package Development Handbook site provides National Quality Council policy for the development of Training Packages. The site also provides guidance material for the application of that policy, and other useful information and links.

<http://www.deewr.gov.au/Skills/Overview/Policy/TPDH/Pages/main.aspx>

Assessment Resources

Registered training organisations (RTOs) are at the forefront of vocational education and training (VET) in Australia. They translate the needs of industry into relevant, quality, client-focussed training and assessment.

RTOs should strive for innovation in VET teaching and learning practices and develop highly flexible approaches to assessment which take cognisance of specific needs of learners, in order to improve delivery and outcomes of training.

Resources can be purchased or accessed from:

TVET Australia provides an integrated service to enable users of the national training system to identify and acquire training materials, identify copyright requirements and enter licenses for use of that material consistent with the scope and direction of the NQC.

<http://www.productservices.tvetaustralia.com.au/>

Qualifications Framework

The Australian Qualifications Framework

What is the Australian Qualifications Framework?

A brief overview of the Australian Qualifications Framework (AQF) follows. For a full explanation of the AQF, see the *AQF Implementation Handbook*.

http://www.aqf.edu.au/Portals/0/Documents/Handbook/AQF_Handbook_07.pdf

The AQF provides a comprehensive, nationally consistent framework for all qualifications in post-compulsory education and training in Australia. In the vocational education and training (VET) sector it assists national consistency for all trainees, learners, employers and providers by enabling national recognition of qualifications and Statements of Attainment.

Training Package qualifications in the VET sector must comply with the titles and guidelines of the AQF. Endorsed Training Packages provide a unique title for each AQF qualification which must always be reproduced accurately.

Qualifications

Training Packages can incorporate the following eight AQF qualifications.

- Certificate I in ...
- Certificate II in ...
- Certificate III in ...
- Certificate IV in ...
- Diploma of ...
- Advanced Diploma of ...
- Vocational Graduate Certificate of ...
- Vocational Graduate Diploma of ...

On completion of the requirements defined in the Training Package, a Registered Training Organisation (RTO) may issue a nationally recognised AQF qualification. Issuance of AQF qualifications must comply with the advice provided in the *AQF Implementation Handbook* and the AQTF 2010 *Essential Standards for Initial and Continuing Registration*.

Statement of Attainment

A Statement of Attainment is issued by a Registered Training Organisation when an individual has completed one or more units of competency from nationally recognised qualification(s)/courses(s). Issuance of Statements of Attainment must comply with the advice provided in the current *AQF Implementation Handbook* and the AQTF 2010 *Essential Standards for Initial and Continuing Registration*.

Under the AQTF 2010, RTOs must recognise the achievement of competencies as recorded on a qualification or Statement of Attainment issued by other RTOs. Given this, recognised competencies can progressively build towards a full AQF qualification.

AQF Guidelines and Learning Outcomes

The *AQF Implementation Handbook* provides a comprehensive guideline for each AQF qualification. A summary of the learning outcome characteristics and their distinguishing features for each VET related AQF qualification is provided below.

Certificate I

Characteristics of Learning Outcomes

Breadth, depth and complexity of knowledge and skills would prepare a person to perform a defined range of activities most of which may be routine and predictable.

Applications may include a variety of employment related skills including preparatory access and participation skills, broad-based induction skills and/or specific workplace skills. They may also include participation in a team or work group.

Distinguishing Features of Learning Outcomes

Do the competencies enable an individual with this qualification to:

- demonstrate knowledge by recall in a narrow range of areas;
- demonstrate basic practical skills, such as the use of relevant tools;
- perform a sequence of routine tasks given clear direction
- receive and pass on messages/information.

Certificate II

Characteristics of Learning Outcomes

Breadth, depth and complexity of knowledge and skills would prepare a person to perform in a range of varied activities or knowledge application where there is a clearly defined range of contexts in which the choice of actions required is usually clear and there is limited complexity in the range of operations to be applied.

Performance of a prescribed range of functions involving known routines and procedures and some accountability for the quality of outcomes.

Applications may include some complex or non-routine activities involving individual responsibility or autonomy and/or collaboration with others as part of a group or team.

Distinguishing Features of Learning Outcomes

Do the competencies enable an individual with this qualification to:

- demonstrate basic operational knowledge in a moderate range of areas;
- apply a defined range of skills;
- apply known solutions to a limited range of predictable problems;
- perform a range of tasks where choice between a limited range of options is required;
- assess and record information from varied sources;
- take limited responsibility for own outputs in work and learning.

Certificate III

Characteristics of Learning Outcomes

Breadth, depth and complexity of knowledge and competencies would cover selecting, adapting and transferring skills and knowledge to new environments and providing technical advice and some leadership in resolution of specified problems. This would be applied across a range of roles in a variety of contexts with some complexity in the extent and choice of options available.

Performance of a defined range of skilled operations, usually within a range of broader related activities involving known routines, methods and procedures, where some discretion and judgement is required in the selection of equipment, services or contingency measures and within known time constraints.

Applications may involve some responsibility for others. Participation in teams including group or team co-ordination may be involved.

Distinguishing Features of Learning Outcomes

Do the competencies enable an individual with this qualification to:

- demonstrate some relevant theoretical knowledge
- apply a range of well-developed skills
- apply known solutions to a variety of predictable problems
- perform processes that require a range of well-developed skills where some discretion and judgement is required
- interpret available information, using discretion and judgement
- take responsibility for own outputs in work and learning
- take limited responsibility for the output of others.

Certificate IV

Characteristics of Learning Outcomes

Breadth, depth and complexity of knowledge and competencies would cover a broad range of varied activities or application in a wider variety of contexts most of which are complex and non-routine. Leadership and guidance are involved when organising activities of self and others as well as contributing to technical solutions of a non-routine or contingency nature.

Performance of a broad range of skilled applications including the requirement to evaluate and analyse current practices, develop new criteria and procedures for performing current practices and provision of some leadership and guidance to others in the application and planning of the skills. Applications involve responsibility for, and limited organisation of, others.

Distinguishing Features of Learning Outcomes

Do the competencies enable an individual with this qualification to:

- demonstrate understanding of a broad knowledge base incorporating some theoretical concepts
- apply solutions to a defined range of unpredictable problems
- identify and apply skill and knowledge areas to a wide variety of contexts, with depth in some areas
- identify, analyse and evaluate information from a variety of sources
- take responsibility for own outputs in relation to specified quality standards
- take limited responsibility for the quantity and quality of the output of others.

Diploma

Characteristics of Learning Outcomes

Breadth, depth and complexity covering planning and initiation of alternative approaches to skills or knowledge applications across a broad range of technical and/or management requirements, evaluation and co-ordination.

The self directed application of knowledge and skills, with substantial depth in some areas where judgment is required in planning and selecting appropriate equipment, services and techniques for self and others.

Applications involve participation in development of strategic initiatives as well as personal responsibility and autonomy in performing complex technical operations or organising others. It may include participation in teams including teams concerned with planning and evaluation functions. Group or team co-ordination may be involved.

The degree of emphasis on breadth as against depth of knowledge and skills may vary between qualifications granted at this level.

Distinguishing Features of Learning Outcomes

Do the competencies or learning outcomes enable an individual with this qualification to:

- demonstrate understanding of a broad knowledge base incorporating theoretical concepts, with substantial depth in some areas
- analyse and plan approaches to technical problems or management requirements
- transfer and apply theoretical concepts and/or technical or creative skills to a range of situations
- evaluate information, using it to forecast for planning or research purposes
- take responsibility for own outputs in relation to broad quantity and quality parameters
- take some responsibility for the achievement of group outcomes.

Advanced Diploma

Characteristics of Learning Outcomes

Breadth, depth and complexity involving analysis, design, planning, execution and evaluation across a range of technical and/or management functions including development of new criteria or applications or knowledge or procedures.

The application of a significant range of fundamental principles and complex techniques across a wide and often unpredictable variety of contexts in relation to either varied or highly specific functions. Contribution to the development of a broad plan, budget or strategy is involved and accountability and responsibility for self and others in achieving the outcomes is involved.

Applications involve significant judgement in planning, design, technical or leadership/guidance functions related to products, services, operations or procedures. The degree of emphasis on breadth as against depth of knowledge and skills may vary between qualifications granted at this level.

Distinguishing Features of Learning Outcomes

Do the competencies or learning outcomes enable an individual with this qualification to:

- demonstrate understanding of specialised knowledge with depth in some areas
- analyse, diagnose, design and execute judgements across a broad range of technical or management functions
- generate ideas through the analysis of information and concepts at an abstract level
- demonstrate a command of wide-ranging, highly specialised technical, creative or conceptual skills
- demonstrate accountability for personal outputs within broad parameters
- demonstrate accountability for personal and group outcomes within broad parameters.

Vocational Graduate Certificate

Characteristics of competencies or learning outcomes

- The self-directed development and achievement of broad and specialised areas of knowledge and skills, building on prior knowledge and skills.
- Substantial breadth and complexity involving the initiation, analysis, design, planning, execution and evaluation of technical and management functions in highly varied and highly specialised contexts.
- Applications involve making significant, high-level, independent judgements in major broad or planning, design, operational, technical and management functions in highly varied and specialised contexts. They may include responsibility and broad-ranging accountability for the structure, management and output of the work or functions of others.
- The degree of emphasis on breadth, as opposed to depth, of knowledge and skills may vary between qualifications granted at this level.

Distinguishing features of learning outcomes

- Demonstrate the self-directed development and achievement of broad and specialised areas of knowledge and skills, building on prior knowledge and skills.
- Initiate, analyse, design, plan, execute and evaluate major broad or technical and management functions in highly varied and highly specialised contexts.
- Generate and evaluate ideas through the analysis of information and concepts at an abstract level.
- Demonstrate a command of wide-ranging, highly specialised technical, creative or conceptual skills in complex contexts.
- Demonstrate responsibility and broad-ranging accountability for the structure, management and output of the work or functions of others.

Vocational Graduate Diploma

Characteristics of competencies or learning outcomes

- The self-directed development and achievement of broad and specialised areas of knowledge and skills, building on prior knowledge and skills.
- Substantial breadth, depth and complexity involving the initiation, analysis, design, planning, execution and evaluation of major functions, both broad and highly specialised, in highly varied and highly specialised contexts.
- Further specialisation within a systematic and coherent body of knowledge.
- Applications involve making high-level, fully independent, complex judgements in broad planning, design, operational, technical and management functions in highly varied and highly specialised contexts. They may include full responsibility and accountability for all aspects of work and functions of others, including planning, budgeting and strategy development.
- The degree of emphasis on breadth, as opposed to depth, of knowledge and skills may vary between qualifications granted at this level.

Distinguishing features of learning outcomes

- Demonstrate the self-directed development and achievement of broad and highly specialised areas of knowledge and skills, building on prior knowledge and skills.
- Initiate, analyse, design, plan, execute and evaluate major functions, both broad and within highly varied and highly specialised contexts.
- Generate and evaluate complex ideas through the analysis of information and concepts at an abstract level.
- Demonstrate an expert command of wide-ranging, highly specialised, technical, creative or conceptual skills in complex and highly specialised or varied contexts.
- Demonstrate full responsibility and accountability for personal outputs.
- Demonstrate full responsibility and accountability for all aspects of the work or functions of others, including planning, budgeting and strategy.
-

Qualification Pathways

The following pathways charts are provided to show the types of pathways into and from qualifications that are possible with this Training Package. For more information about qualifications and pathways contact Manufacturing Industry Skills Council (<http://www.mskills.com.au>).

An explanation of LMT qualifications

Certificate I

Certificate I in Textiles Clothing and Footwear is an entry qualification for those gaining an introduction to the TCF industries. The Certificate I qualification is designed for application in a highly supervised context such as Vocational Education and Training (VET) in schools or other equivalent introduction or induction to industry environments. Project-based units in textile production and fabrication, clothing production, footwear production and millinery are included, to facilitate an introduction to the TCF industries in a school environment.

Certificate II

Two Certificates

In response to strong industry demand, two certificates at AQF Level 2 have been developed in three sectors, Textile Production, Clothing Production and Footwear Production. For example, in textiles, the two qualifications are Certificate II in Textile Production (Intermediate) and Certificate II in Textile Production (Complex or Multiple Processes). This has been in response to industry concerns that employment structures in these sectors of the TCF industry are at two levels and that there should be separate qualifications to support each of these levels. The majority of workers in these sectors are classified at the 'Intermediate' skill level and would be disadvantaged by the requirement to complete the 'Complex or Multiple Processes' qualification which is also aligned at AQF Level 2.

Many enterprises do not have complex operations. This makes it difficult for employees to be assessed in the complex skills required to gain a Certificate II in Textile Production (Complex or Multiple Processes). The inclusion of two certificates has also facilitated a career pathway for non-machine operators.

Certificate II (Intermediate) reflects vocational outcomes for those performing a limited range of technical and operational tasks within a production environment. Certificate II (Complex or Multiple Processes) also caters for some multi-skilled roles.

Certificate III

Certificate III reflects vocational outcomes for those performing supervision roles, specialised technical tasks or multi-skilled roles within a production environment.

Certificate IV

Sector-specific Certificate IV qualifications in Applied Fashion Design and Technology, Custom-made Footwear and Millinery reflect outcomes for those working in small business environments providing a specialist service direct to customers.

Most sectors do not have a sector-specific Certificate IV. Trainees can progress to the Certificate IV in Textile Technology and Production and then the Diploma of Textile Technology and Production Management via a sector-based Certificate III in sectors such as Textile Production, Textile Fabrication and Technical Textiles. Sectors requiring Certificate IV level training in manufacturing systems and management are directed towards the Certificate IV and Diplomas in Competitive Manufacturing.

The breadth, depth and complexity of knowledge and skills gained in the Certificate IV qualification will prepare a person to perform a broad range of skilled applications, including requirements to evaluate and analyse current practices, develop new criteria and procedures for performing current practice and provision of some leadership and guidance to others in the application and planning of the skills.

TCF Mechanic/Technician

The LMT00 Version 2 Training Package listed for reference the TCF Mechanic qualifications Certificate III or Certificate IV in Engineering – Mechanical (TCF Mechanic). These qualifications were endorsed as part of the Metal and Engineering Training Package. Their status was technically a customisation of the mechanical trade (fitting) qualifications in the MEM98 Metal and Engineering Training Package and they only allowed for the inclusion of three specialist TCF units at Certificate III or five at Certificate IV.

The TCF Training Package Review has identified a great variety in the duties and training arrangements for TCF Mechanics. As a result it has been decided to offer two training options for TCF Mechanics. The first option retains Metal and Engineering Training Package qualifications and allows for both engineering and TCF skills to be substantially developed. This especially allows for situations where TCF Mechanics have significant maintenance responsibilities.

The new TCF Mechanic qualifications are proposed as a variation to MEM05. They are expected to be separate full qualifications within the Metal and Engineering Training Package.

The second TCF Mechanic training option is to complete the Certificate III in Textile Production (Mechanical) pathway or the Certificate IV in Textile Technology and Production. These qualifications have had new TCF Mechanic elective units of competency added. This option provides significant TCF production skills for TCF Mechanics but does not offer the same degree of engineering and heavy maintenance skills as the Metal and Engineering Training Package option. However the Textile Production qualifications give the option of greater access to operator skills and will suit those companies that tend to upgrade operators to TCF Mechanic positions.

Diplomas

The Package contains the following diplomas:

- Diploma of Textile Technology and Production Management
- Diploma of Medical Grade Footwear
- Advanced Diploma of Medical Grade Footwear
- Diploma of Applied Fashion Design and Technology
- Advanced Diploma of Applied Fashion Design and Technology
- Diploma of Textile Design and Development
- Advanced Diploma of Textile Design and Development
- Diploma of Fashion and Textiles Merchandising
- Advanced Diploma of Fashion and Textiles Merchandising

All diplomas contain TCF industry specific units of competency plus a number of TCF generic units. Packaging rules also allow for the inclusion of imported units to meet the varying needs of the work roles within the TCF industries. **Please see individual qualifications for further information.**

TCF careers and qualification pathways

The TCF Training Package is designed to provide for a full range of career pathways – starting with entry-level production workers through middle management and technician positions to senior management and product development positions. At the same time, the developers of the Training Package were conscious of two broad training pathways: through the workplace and through training institutions.

The first pathway, through the workplace, encompasses the progressive career development that could be taken by an operator for instance through the certificates and diplomas.

The second pathway, through training institutions, maps out the career development which begins with Vocational Educational and Training (VET) in schools, school-based traineeships and apprenticeships, through Certificates IV, Diplomas and Advanced Diplomas or via generic degrees in areas such as commerce or marketing.

Career pathways could include the following:

- Production operators (to Certificate II)
- Production operators moving to team leaders or specialists in skilled areas (Certificates II to Certificate III)
- Production team leaders moving to shift supervisors (Certificate III to Certificate IV)
- Production specialists or trades people moving to specialists in product development or production (Certificate III to Certificate IV) eg to (junior) pattern makers, or to footwear CAD technician, or to textile laboratory assistant
- Year 12 Graduates to Certificate IV as a pathway to middle management and technician positions
- VET in schools programs facilitating entry to production and maintenance positions (to Certificate I or II)
- School based traineeships (Certificate II sector qualifications)
- Middle management to senior management and product development positions (through Certificate IV to Diploma and Advanced Diploma).

Qualification pathways

Competency units can be packaged to provide qualifications linked to real jobs.

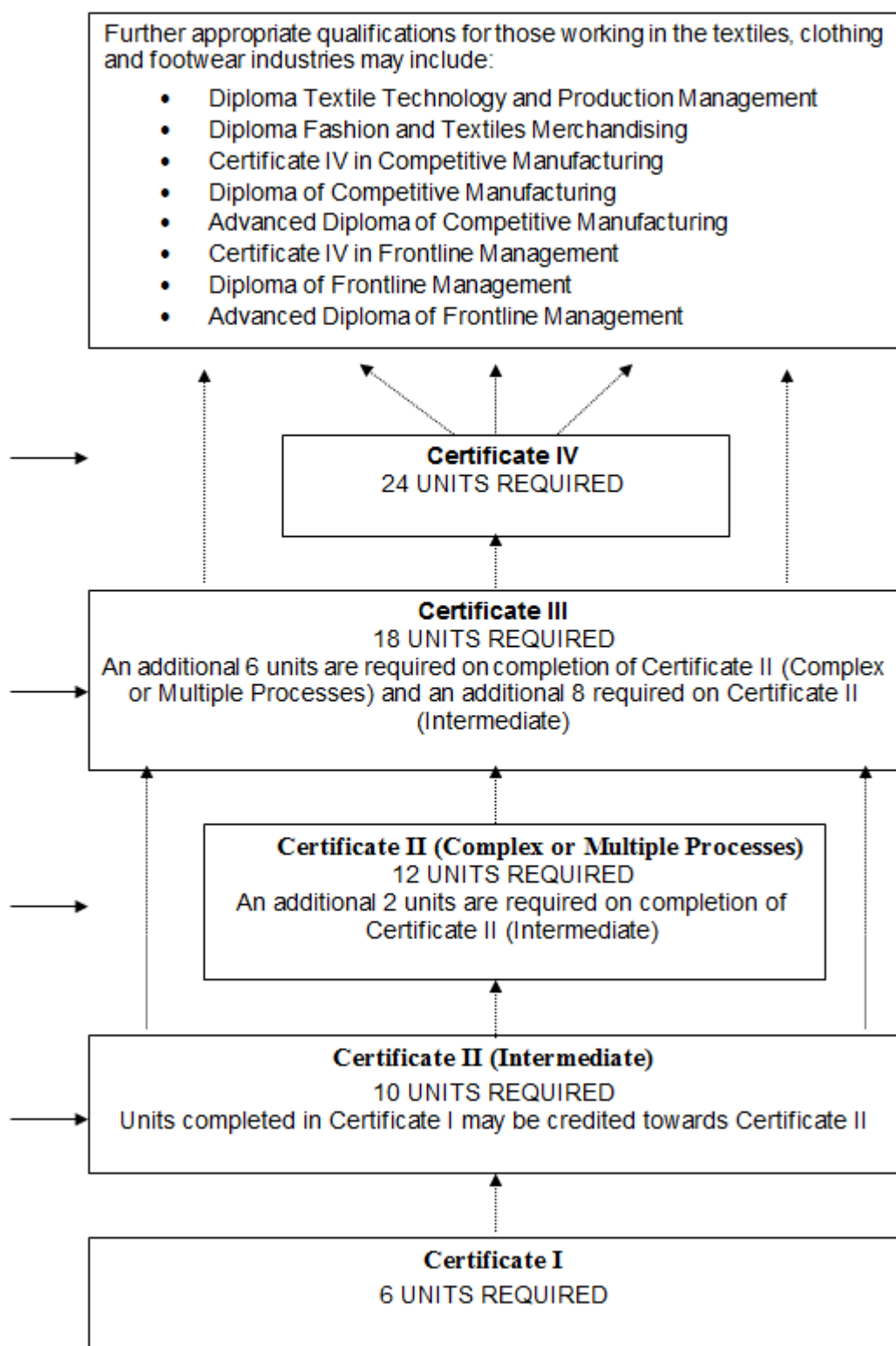
The TCF Training Package provides flexibility of choice so that current workers can access qualifications and new workers can follow a range of career pathways. These qualifications include packaging rules that enable enterprises and individuals to select combinations of units, consistent with the requirement of a national industry qualification.

Sample qualification articulation charts are provided below.

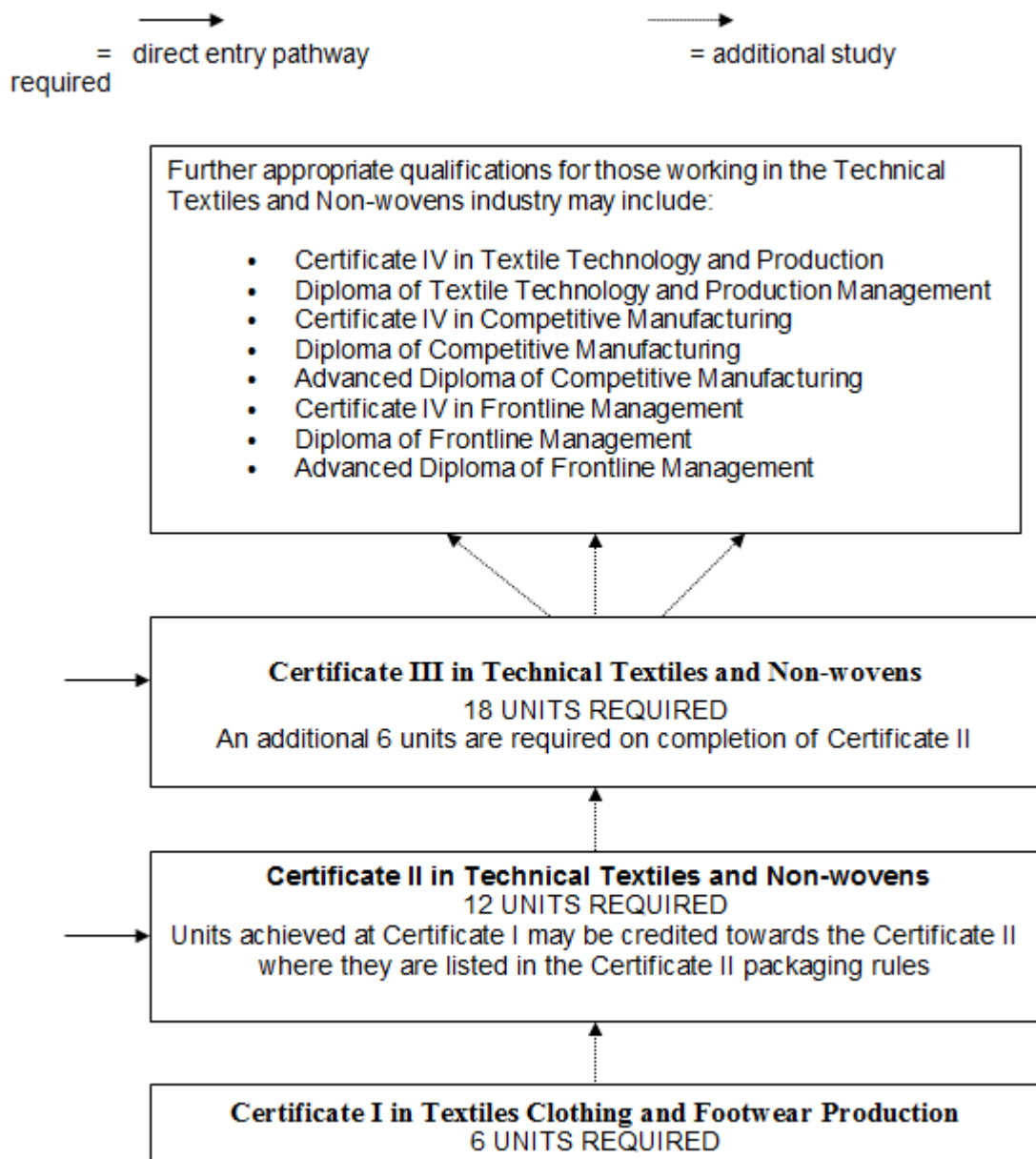
Qualification articulation for the Textile Clothing and Footwear Sectors

→
= direct entry pathway

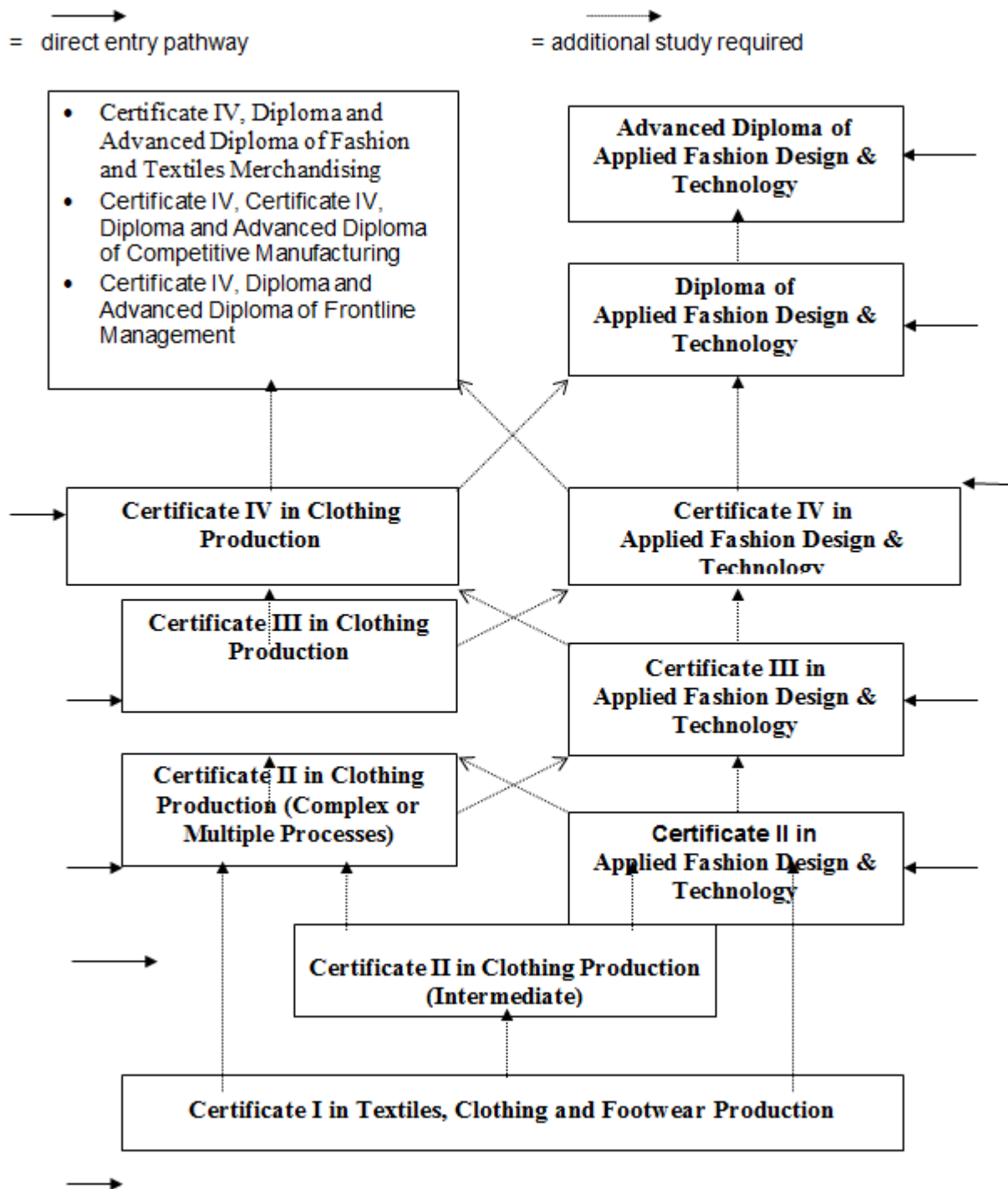
→
= additional study required



Qualification articulation for the Technical Textiles and Non-wovens Sector



Qualification articulation for the Applied Fashion Design and Technology Sector



Skill Sets

Definition

Skill sets are defined as single units of competency, or combinations of units of competency from an endorsed Training Package, which link to a licence or regulatory requirement, or defined industry need.

Wording on Statements of Attainment

Skill sets are a way of publicly identifying logical groupings of units of competency which meet an identified need or industry outcome. Skill sets are not qualifications.

Where skill sets are identified in a Training Package, the Statement of Attainment can set out the competencies a person has achieved in a way that is consistent and clear for employers and others. This is done by including the wording "these competencies meet [insert skill set title or identified industry area] need" on the Statement of Attainment. This wording applies only to skill sets that are formally identified as such in the endorsed Training Package. See the 2010 edition of the AQF Implementation Handbook for advice on wording on Statements of Attainment.

http://www.aqf.edu.au/Portals/0/Documents/Handbook/AQF_Handbook_07.pdf

Skill Sets in this Training Package

Where this section is blank, nationally recognised skill sets have yet to be identified in this industry.

Appendices

- | | |
|------------|---|
| Appendix 1 | LMT07v3.1 Sustainability and flexibility changes
December 2010 |
| Appendix 2 | Previous Textile Clothing and Footwear TP - LMT00 |
| Appendix 3 | List of all units in LMT31909, their points weightings
and prerequisites |
| Appendix 4 | Details of changes LMT07v1.1 to LMT07v3 |

Appendix 1: LMT07v3.1 – Sustainability and flexibility changes, December 2010

EXPLANATORY PAPER

The LMT07 Training Package has recently been updated to ensure that the qualifications comply with new policy requirements. These requirements include:

Reformatting of all qualifications into a new template to enable the information to be electronically processed into the NTIS database. In some cases, this has meant reorganizing information to ensure consistency across the package. This change has not impacted on the content of information.

Addition of new qualification descriptor information.

This includes new information in the descriptive information which sits at the front of qualifications. Especially, additional information in LMT07 qualifications includes sections in the Application statement and Pathways from the qualification. This information does not affect the scope or intention of the qualification.

All sections on 'Pathways into the qualification' now include inclusion of 'or achieved equivalent industry experience'. Statement now also includes:

'Units that have been achieved through completion of the Certificate xx in xx... may be credited towards the Certificate x when they are also included in the unit lists for this qualification.'

All sections on 'Pathways from the qualification' now include statement:

'Further training pathways from this qualification include xx..., or other relevant qualifications.'

All advanced diploma's have the following statement:

'Further training pathways from this qualification include other relevant graduate certificate and further qualifications.'

Retitling of units into 'core' and 'elective' groupings with electives listed in alphabetical groups.

Rewording of the qualification rules to simplify expression and achieve consistency across the Training Package.

These changes have not impacted on the scope, coverage or intention of the qualifications.

Further policy changes have resulted in changes to content with some industry sectors more impacted than others. These are described below.

CONTENT or PACKAGING CHANGES

Addition of sustainability skills.

All qualifications now have a sustainability unit in the core requirement. This unit is MSAENV272B Participate in environmentally sustainable work practices. At Certificate IV, Diploma and Advanced Diploma levels in most qualifications, the unit MSAENV472B Implement and monitor environmentally sustainable work practices has been added as an optional elective. The impact of this is that all qualifications have had the total unit requirement increased by one unit. It is envisaged the application of non-technical sustainability practices will be integrated in other skill development and as such, the qualification is still deemed equivalent to previous versions.

Employability Skills additions.

The employability skills statements for each qualification have been updated to reflect addition of core sustainability skill requirements. Additions have been taken from the core unit packaged at the qualification level.

Employability Skills statements include the following additions (with variations reflecting higher and lower AQF levels)

Teamwork	participate in sustainability improvements
Problem-solving	identify potential environmental hazards identify and act on environmental hazards
Planning and organising	identify and monitor resource use in own work

Self-management	conduct work in a manner which minimises waste
Initiative and enterprise	identify potential areas for improvement in environmental performance
Learning	learn about sustainability developments relating to work practice

Flexibility.

All qualifications must now adhere to an importation rule which requires a minimum of 1/3 of units to be elective, and 1/6 of the total units to be able to be imported from other training packages or accredited courses. While most of the LMT07 qualifications already met this requirement (especially at the Certificate I – III levels), there are some sectors which have been impacted by an increase in the importation allowance. These are identified in the notes below.

Additional wording has been added to the importation rule which limits selection of units from the higher and lower certificate levels (one up, one down) to ensure the rigor of the qualification meets AQF alignment.

Imported units. All qualifications have been updated to include the latest versions of imported units.

SECTOR SPECIFIC COMMENTS

Fashion Design

The currently endorsed packaging of the Fashion and Design qualifications does not meet the 1/6 importation requirement. All qualifications have required an increase in the units able to be imported. This has also meant that the selection of units from specialist groups may have had to be reduced to ensure that unit selections can be achieved.

Certificate II has been changed from 4 Group B (specialist) electives to 2 Group B electives. Importable electives have been increased from 0 to 2.

Certificate III has been changed from 5 Group A (specialist) electives to 4 Group A electives. Importable electives have been increased from 2 to 3.

Certificate IV has been changed from 22 Group A (specialist) electives to 19 Group A electives. Importable electives was increased from 3 to 4 in June 2010.

Diploma has been changed from 13 Group A (specialist) electives to 12 Group A electives. Importable electives have been increased from 3 to 6.

Advanced Diploma has been changed from 26 Group A (specialist) electives to 23 Group A electives. Importable electives have been increased from 4 to 7.

As these qualifications do not include imported units, the optional sustainability unit MSAENV472B Implement and monitor environmentally sustainable work practices, has not been listed as an elective option and can be imported through the importation rule.

Please note that while the flexibility of these qualifications has changed, current training plans are still able to be used within the new packaging rules.

Textile Production

Certificate III in Textile Production was not compliant with the 1/6 rule and packaging has therefore been changed to allow 3 imported units instead of 2.

The Textile Mechanic stream did not limit selection of MSACM units as does every other qualification. This has now been limited to 2 units, in order to be consistent across the Training Package.

Diploma of Textile Technology & Production Management has been changed from 36 Group A (specialist) electives to 34 Group A electives. Importable electives have been increased from 4 to 6.

Cotton Ginning

Certificate III in Cotton Ginning had units from Group A and B separated, these groups have now been merged to simplify the packaging rules, as this did not impact selection.

Certificate III has been changed from 5 Group A (specialist) electives to 3 Group A electives. Importable electives have been increased from 2 to 4.

Footwear

Certificate IV in Custom Made Footwear has had importation allowance increased from 2 to 4.

Millinery

Certificate IV in Millinery has 18 core and 7 electives out of a total of 25 units required, making it non-compliant with the 1/3 requirement for electives. In order to comply it must have 8 electives.

In order to ensure compliance with the minimum change to the qualification, the following change has been made to the packaging rules. Core units have been maintained as per Certificate III (11 core units) with the remaining 7 moved to a new Group A elective bank. The Millinery unit LMTML4009A Modify millinery blocks to make new shapes has been added to Group A to ensure some elective choice. A packaging rule has been added to ensure that 7 out of the 8 Group A elective units must be selected. This allows this qualification to meet compliance requirement while introducing only one additional Millinery unit variable.

Textile Design & Development

Diploma of Textile Design & Development has had importation allowance increased from 3 to 6.

Advanced Diploma of Textile Design & Development has had importation allowance increased from 5 to 7.

Fashion & Textiles Merchandising

Certificate IV of Fashion & Textiles Merchandising has had a unit change. BSBMKG403A and BSBMKG302A Identify marketing opportunities have been deleted from the source Training Package and therefore deleted from this qualification. Their replacement unit BSBMKG507A Interpret market trends and developments is already included in the Diploma. Certificate IV has been changed from 6 Group A (specialist) electives to 5 Group A electives. Importable electives have been increased from 3 to 4.

Diploma of Fashion & Textiles Merchandising has had importation allowance increased from 3 to 6.

Medical Grade Footwear

Due to the minimal elective choice in the Diploma and Advanced Diploma, the unit MSAENV472B Implement and monitor environmentally sustainable work practices, has not been listed as an elective option and can be imported through the importation rule.

Appendix 2: Previous Textile Clothing and Footwear Training Package - LMT00

The Phase 2 review of LMT00 was undertaken in two stages – the following mapping provides information on changes to qualifications that resulted from Stage One of Phase 2. Version 3 of LMT00 was endorsed in 2006. These qualifications have been replaced by the new qualifications in LMT07.

Mapping of qualifications - LMT00 Version 3 against Version 2

Qualifications in bold text indicates either a new qualification or a qualification that has had a change to a mandatory unit, resulting in an 06 code

VERSION 2 QUALIFICATIONS	VERSION 3 QUALIFICATONS	RELATIONSHIP TO VERSION 2
LMT10100 Certificate I in Textile Production	LMT11106 Certificate I in Textiles Clothing and Footwear	New combined qualification (replaces LMT10100, LMT10400 and LMT10600)
LMT10200 Certificate I in Early Stage Wool Processing	LMT10206 Certificate I in Early Stage Wool Processing	Incorporates one or more revised units
LMT10300 Certificate I in Textile Fabrication	LMT10306 Certificate I in Textile Fabrication	Incorporates one or more revised units
LMT10400 Certificate I in Clothing Production	LMT11106 Certificate I in Textiles Clothing and Footwear	New combined qualification (replaces LMT10100, LMT10400 and LMT10600)
LMT10500 Certificate I in Headwear/Millinery	LMT10506 Certificate I in Headwear/Millinery	Incorporates one or more revised units
LMT10600 Certificate I in Footwear Production	LMT11106 Certificate I in Textiles Clothing and Footwear	New combined qualification (replaces LMT10100, LMT10400 and LMT10600)
LMT10700 Certificate I in Leather Goods Production	LMT10706 Certificate I in Leather Goods Production	Incorporates one or more revised units
LMT10800 Certificate I in Laundry Operations	LMT10806 Certificate I in Laundry Operations	Incorporates one or more revised units

LMT11000 Certificate I in Dry Cleaning Operations	LMT11006 Certificate I in Dry Cleaning Operations	Incorporates one or more revised units
LMT20100 Certificate II in Textile Production (Intermediate)	LMT20106 Certificate II in Textile Production (Intermediate)	Revised with content and format changes
LMT20200 Certificate II in Textile Production (Complex or Multiple Processes)	LMT20206 Certificate II in Textile Production (Complex or Multiple Processes)	Revised with content and format changes
LMT20300 Certificate II in Early Stage Wool Processing	LMT20306 Certificate II in Early Stage Wool Processing	Incorporates one or more revised units
LMT20400 Certificate II in Cotton Ginning	LMT20406 Certificate II in Cotton Ginning	Incorporates one or more revised units
LMT20500 Certificate II in Textile Fabrication	LMT20506 Certificate II in Textile Fabrication	Incorporates one or more revised units
LMT20600 Certificate II in Clothing Production (Intermediate)	LMT20606 Certificate II in Clothing Production (Intermediate)	Revised with content and format changes
LMT20700 Certificate II in Clothing Production (Complex or Multiple Processes)	LMT20706 Certificate II in Clothing Production (Complex or Multiple Processes)	Revised with content and format changes
LMT20800 Certificate II in Headwear/Millinery	LMT20806 Certificate II in Headwear/Millinery	Incorporates one or more revised units
LMT20900 Certificate II in Footwear Production (Intermediate)	LMT20906 Certificate II in Footwear Production (Intermediate)	Revised with content and format changes
LMT21000 Certificate II in Footwear Production (Complex or Multiple Processes)	LMT21006 Certificate II in Footwear Production (Complex or Multiple Processes)	Revised with content and format changes
LMT21100 Certificate II in Footwear Repair	LMT21106 Certificate II in Footwear Repair	Incorporates one or more revised units
LMT21200 Certificate II in Leather Goods Production	LMT21206 Certificate II in Leather Goods Production	Incorporates one or more revised units
LMT21300 Certificate II in	LMT21306 Certificate II in	Incorporates one or more

Hide, Skin and Leather	Hide, Skin and Leather	revised units
LMT21400 Certificate II in Laundry Operations	LMT21406 Certificate II in Laundry Operations	Incorporates one or more revised units
LMT21500 Certificate II in Dry Cleaning Operations	LMT21506 Certificate II in Dry Cleaning Operations	Incorporates one or more revised units
	LMT21606 Certificate II in Technical Textiles and Nonwovens	New qualification
	LMT21706 Certificate II in Applied Fashion Design and Technology	New qualification
LMT30100 Certificate III in Textile Production	LMT30106 Certificate III in Textile Production	Incorporates one or more revised units
LMT30200 Certificate III in Early Stage Wool Processing	LMT30206 Certificate III in Early Stage Wool Processing	Incorporates one or more revised units
LMT30300 Certificate III in Cotton Ginning	LMT30306 Certificate III in Cotton Ginning	Incorporates one or more revised units
LMT30400 Certificate III in Textile Fabrication	LMT30406 Certificate III in Textile Fabrication	Incorporates one or more revised units
LMT30500 Certificate III in Clothing Production	LMT30506 Certificate III in Clothing Production	Revised with content and format changes
LMT30600 Certificate III in Headwear/Millinery	LMT30606 Certificate III in Headwear/Millinery	Incorporates one or more revised units.
LMT30700 Certificate III in Footwear Production	LMT30706 Certificate III in Footwear Production	Revised with content and format changes
LMT30800 Certificate III in Footwear Repair	LMT30806 Certificate III in Footwear Repair	Incorporates one or more revised units
LMT30900 Certificate III in Leather Goods Production	LMT30906 Certificate III in Leather Goods Production	Incorporates one or more revised units
LMT31000 Certificate III in Hide, Skin and Leather	LMT31006 Certificate III in Hide, Skin and Leather	Incorporates one or more revised units
LMT31100 Certificate III in Laundry Operations	LMT31106 Certificate III in Laundry Operations	Incorporates one or more revised units
LMT31200 Certificate III in	LMT31206 Certificate III in	Incorporates one or more

Dry Cleaning Operations	Dry Cleaning Operations	revised units
	LMT31406 Certificate III in Applied Fashion Design and Technology	New qualification
	LMT31806 Certificate III in Technical Textiles and Nonwovens	New qualification
LMT40100 Certificate IV in Textile Production	LMT40106 Certificate IV in Textile Production	Incorporates one or more revised units
LMT40200 Certificate IV in Cotton Ginning	LMT40206 Certificate IV in Cotton Ginning	Incorporates one or more revised units
LMT40300 Certificate IV in Clothing Production	LMT40306 Certificate IV in Clothing Production	Incorporates one or more revised units
LMT40400 Certificate IV in Footwear Production	LMT40406 Certificate IV in Footwear Production	Incorporates one or more revised units
LMT40500 Certificate IV in Leather Goods Production	LMT40506 Certificate IV in Leather Goods Production	Incorporates one or more revised units
LMT40600 Certificate IV in Hide, Skin and Leather	LMT40606 Certificate IV in Hide, Skin and Leather	Incorporates one or more revised units
LMT40703 Certificate IV in Millinery	LMT40703 Certificate IV in Millinery	Not revised
LMT40803 Certificate IV in Laundry Operations and Supervision	LMT40803 Certificate IV in Laundry Operations and Supervision	Not revised
LMT40903 Certificate IV in Supply and Fitting of Pre-Manufactured Medical Grade Footwear	LMT40903 Certificate IV in Supply and Fitting of Pre-Manufactured Medical Grade Footwear	Not revised
	LMT41006 Certificate IV in Applied Fashion Design and Technology	New qualification
LMT50100 Diploma of Textiles Clothing and Footwear	LMT50106 Diploma of Textiles Clothing and Footwear	Incorporates one or more revised units
LMT50203 Diploma of	LMT50203 Diploma of	Not revised

Medical Grade Footwear	Medical Grade Footwear	
	LMT50306 Diploma of Applied Fashion Design and Technology	New qualification
LMT60100 Advanced Diploma of Textiles Clothing and Footwear	LMT60106 Advanced Diploma of Textiles Clothing and Footwear	Incorporates one or more revised units
LMT60203 Advanced Diploma of Medical Grade Footwear	LMT60203 Advanced Diploma of Medical Grade Footwear	Not revised
	LMT60306 Advanced Diploma of Applied Fashion Design and Technology	New qualification
MEM30298 Certificate III in Engineering – Mechanical Trade (TCF Mechanic)	MEM30298 Certificate III in Engineering – Mechanical Trade (TCF Mechanic)	Not revised
MEM40198 Certificate IV in Engineering – Higher Engineering Trade (TCF Technician)	MEM40198 Certificate IV in Engineering – Higher Engineering Trade (TCF Technician)	Not revised

Appendix 3: List of all units in LMT31909, their points weightings and prerequisites

(any prerequisites are shown below the unit title)

Unit code	Unit title	P
LMTTX2001B	Identify fibres, yarns and textile materials and their uses in textile production	2
LMTTX2002B	Prepare yarn for textile manufacturing	2
LMTTX3001B	Identify quality and types of textile fibres, yarns and fabrics	4
	<i>Path: 1 Total Path Weight:6</i>	
	LMTTX2001B Identify fibres, yarns and textile materials and their uses	2

	in textile production	
LMTTX3002B	Contribute to textile production process improvements	4
	<i>Path: 1 Total Path Weight:6</i>	
	LMTGN2002B Apply quality standards	2
LMTTX3011A	Set up, adjust and maintain circular knitting machines	6
LMTTX3012A	Set up, adjust and maintain flat knitting machines	6
LMTTX3013A	Set up and adjust spinning machines	6
LMTTX3014A	Set up, adjust and maintain carding machines	6
LMTTX3015A	Set up, adjust and maintain tufting machines	6
LMTTX3016A	Set up, adjust and maintain domestic sewing machines	6
LMTTX3017A	Set up, adjust and maintain industrial sewing machines	6
LMTTX3018A	Undertake electronic fault finding on textile machinery	6
LMTTX3019A	Identify and correct mechanical faults in loom and other weaving equipment	6
LMTTX3020A	Identify and correct weaving process faults	6
LMTTX3021A	Apply knowledge of weaving processes to production requirements	6
LMTTX3022A	Set up and operate weaving loom for production	6
LMTTX4001A	Interpret and apply textile calculations and specifications	4
LMTGN2002B	Apply quality standards	2
LMTGN3001B	Control production in a section of a textile, clothing or footwear enterprise	4
LMTGN3009B	Supervise operations in a textiles, clothing and footwear enterprise	4
MEM03001B	Perform manual production assembly	4
MEM03002B	Perform precision assembly	4
	<i>Path: 1 Total Path Weight:6</i>	
	MEM18001C Use hand tools	2

MEM03003B	Perform sheet and plate assembly	4
	<i>Path: 1 Total Path Weight: 8</i>	
	MEM18001C Use hand tools	2
	MEM18002B Use power tools/hand held operations	2
MEM03004B	Perform electronic/electrical assembly (production)	8
MEM03005B	Rework and repair (electronic/electrical production)	8
	<i>Path: 1 Total Path Weight: 22</i>	
	MEM03004B Perform electronic/electrical assembly (production)	8
	MEM05001B Perform manual soldering/desoldering – electrical electronic components /	4
	MEM18001C Use hand tools	2
MEM03006B	Set assembly stations	2
	<i>Path: 1 Total Path Weight: 8</i>	
	MEM03001B Perform manual production assembly	4
	MEM18001C Use hand tools	2
	<i>Path: 2 Total Path Weight: 10</i>	
	MEM03003B Perform sheet and plate assembly	4
	MEM18001C Use hand tools	2
	MEM18002B Use power tools/hand held operations	2
	<i>Path: 3 Total Path Weight: 12</i>	
	MEM03004B Perform electronic/electrical assembly (production)	8
	MEM18001C Use hand tools	2
MEM04001B	Operate melting furnaces	4
	<i>Path: 1 Total Path Weight: 6</i>	
	MEM13004B Work safely with molten metals/glass	2

MEM04002B	Perform gravity die casting	2
	<i>Path: 1 Total Path Weight: 4</i>	
	MEM13004B Work safely with molten metals/glass	2
MEM04003B	Operate pressure die casting machine	2
	<i>Path: 1 Total Path Weight: 6</i>	
	MEM13004B Work safely with molten metals/glass	2
MEM04004B	Prepare and mix sand for metal moulding	4
MEM04005B	Produce moulds and cores by hand (jobbing)	16
	<i>Path: 1 Total Path Weight: 22</i>	
	MEM09002B Interpret technical drawing	4
	MEM18001C Use hand tools	2
MEM04006B	Operate sand moulding and core making machines	8
MEM04007B	Pour molten metal	4
	<i>Path: 1 Total Path Weight: 6</i>	
	MEM13004B Work safely with molten metals/glass	2
MEM04008B	Fettle and trim metal castings/forgings	4
	<i>Path: 1 Total Path Weight: 8</i>	
	MEM18001C Use hand tools	2
	MEM18002B Use power tools/hand held operations	2
MEM04010B	Develop and manufacture wood patterns	20
	<i>Path: 1 Total Path Weight: 48</i>	
	MEM04018B Perform general woodworking machine operations	4
	MEM09002B Interpret technical drawing	4
	MEM12006B Mark off/out (general engineering)	4
	MEM12023A Perform engineering measurements (<i>Note this unit has no</i>	-

	<i>points in the MSA30309 qualification as it is a mandatory unit.)</i>	
	MEM12024A Perform computations (<i>Note this unit has no points in the MSA30309 qualification as it is a mandatory unit.</i>)	-
	MEM18001C Use hand tools	2
	MEM18002B Use power tools/hand held operations	2
	MEM30012A Apply mathematical techniques in a manufacturing engineering or related environment	4
MEM04011B	Produce polymer patterns	8
	<i>Path: 1 Total Path Weight: 29</i>	
	MEM07005B Perform general machining	8
	MEM09002B Interpret technical drawing	4
	MEM12023A Perform engineering measurements (<i>Note this unit has no points in the MSA30309 qualification as it is a mandatory unit.</i>)	-
	MEM13003B Work safely with industrial chemicals and materials	2
	MEM18001C Use hand tools	2
MEM04012B	Assemble plated patterns	8
	<i>Path: 1 Total Path Weight: 56</i>	
	MEM04010B Develop and manufacture wood patterns	20
	MEM04018B Perform general woodworking machine operations	4
	MEM09002B Interpret technical drawing	4
	MEM12006B Mark off/out (general engineering)	4
	MEM12023A Perform engineering measurements (<i>Note this unit has no points in the MSA30309 qualification as it is a mandatory unit.</i>)	-
	MEM12024A Perform computations (<i>Note this unit has no points in the MSA30309 qualification as it is a mandatory unit.</i>)	-
	MEM18001C Use hand tools	2
	MEM18002B Use power tools/hand held operations	2
	MEM30012A Apply mathematical techniques in a manufacturing	4

	engineering or related environment	
MEM04013B	Develop and manufacture polystyrene patterns	2
	<i>Path: 1 Total Path Weight: 50</i>	
	MEM04010B Develop and manufacture wood patterns	20
	MEM04018B Perform general woodworking machine operations	4
	MEM09002B Interpret technical drawing	4
	MEM12006B Mark off/out (general engineering)	4
	MEM12023A Perform engineering measurements (<i>Note this unit has no points in the MSA30309 qualification as it is a mandatory unit.</i>)	-
	MEM12024A Perform computations (<i>Note this unit has no points in the MSA30309 qualification as it is a mandatory unit.</i>)	-
	MEM18001C Use hand tools	2
	MEM18002B Use power tools/hand held operations	2
	MEM30012A Apply mathematical techniques in a manufacturing engineering or related environment	4
MEM04014B	Develop and manufacture production patterns	8
	<i>Path: 1 Total Path Weight: 72</i>	
	MEM04010B Develop and manufacture wood patterns	20
	MEM04012B Assemble plated patterns	8
	MEM04018B Perform general woodworking machine operations	4
	MEM07005B Perform general machining	8
	MEM09002B Interpret technical drawing	4
	MEM12006B Mark off/out (general engineering)	4
	MEM12023A Perform engineering measurements (<i>Note this unit has no points in the MSA30309 qualification as it is a mandatory unit.</i>)	-
	MEM12024A Perform computations (<i>Note this unit has no points in the MSA30309 qualification as it is a mandatory unit.</i>)	-
	MEM18001C Use hand tools	2

	MEM18002B Use power tools/hand held operations	2
	MEM30012A Apply mathematical techniques in a manufacturing engineering or related environment	4
MEM04015B	Develop and manufacture vacuum forming moulds and associated equipment	6
	<i>Path: 1 Total Path Weight: 72</i>	
	MEM04010B Develop and manufacture wood patterns	20
	MEM04011B Produce polymer patterns	8
	MEM04018B Perform general woodworking machine operations	4
	MEM07005B Perform general machining	8
	MEM09002B Interpret technical drawing	4
	MEM12006B Mark off/out (general engineering)	4
	MEM12023A Perform engineering measurements (<i>Note this unit has no points in the MSA30309 qualification as it is a mandatory unit.</i>)	-
	MEM12024A Perform computations (<i>Note this unit has no points in the MSA30309 qualification as it is a mandatory unit.</i>)	-
	MEM13003B Work safely with industrial chemicals and materials	2
	MEM18001C Use hand tools	2
	MEM18002B Use power tools/hand held operations	2
	MEM30012A Apply mathematical techniques in a manufacturing engineering or related environment	4
MEM04016C	Develop and manufacture precision models	6
	<i>Path: 1 Total Path Weight: 98</i>	
	MEM04010B Develop and manufacture wood patterns	20
	MEM04011B Produce polymer patterns	8
	MEM04012B Assemble plated patterns	8
	MEM04013B Develop and manufacture polystyrene patterns	2

	MEM04014B Develop and manufacture production patterns	8
	MEM04015B Develop and manufacture vacuum forming moulds and associated equipment	6
	MEM04018B Perform general woodworking machine operations	4
	MEM07005B Perform general machining	8
	MEM09002B Interpret technical drawing	4
	MEM12003B Perform precision mechanical measurement	2
	MEM12006B Mark off/out (general engineering)	4
	MEM12023A Perform engineering measurements (<i>Note this unit has no points in the MSA30309 qualification as it is a mandatory unit.</i>)	-
	MEM12024A Perform computations (<i>Note this unit has no points in the MSA30309 qualification as it is a mandatory unit.</i>)	-
	MEM13003B Work safely with industrial chemicals and materials	2
	MEM18001C Use hand tools	2
	MEM18002B Use power tools/hand held operations	2
	MEM30012A Apply mathematical techniques in a manufacturing engineering or related environment	4
MEM04017B	Develop and manufacture gear, conveyor screw and propeller patterns	4
	<i>Path: 1 Total Path Weight: 52</i>	
	MEM04010B Develop and manufacture wood patterns	20
	MEM04018B Perform general woodworking machine operations	4
	MEM09002B Interpret technical drawing	4
	MEM12006B Mark off/out (general engineering)	4
	MEM12023A Perform engineering measurements (<i>Note this unit has no points in the MSA30309 qualification as it is a mandatory unit.</i>)	-
	MEM12024A Perform computations (<i>Note this unit has no points in the MSA30309 qualification as it is a mandatory unit.</i>)	-
	MEM18001C Use hand tools	2

	MEM18002B Use power tools/hand held operations	2
	MEM30012A Apply mathematical techniques in a manufacturing engineering or related environment	4
MEM04018B	Perform general woodworking machine operations	4
	<i>Path: 1 Total Path Weight: 11</i>	
	MEM12023A Perform engineering measurements (<i>Note this unit has no points in the MSA30309 qualification as it is a mandatory unit.</i>)	-
	MEM18001C Use hand tools	2
MEM04019B	Perform refractory installation and repair	4
	<i>Path: 1 Total Path Weight: 8</i>	
	MEM18001C Use hand tools	2
	MEM18002B Use power tools/hand held operations	2
MEM05001B	Perform manual soldering/desoldering – electrical/electronic components	4
MEM05002B	Perform high reliability soldering and desoldering	4
	<i>Path: 1 Total Path Weight: 8</i>	
	MEM05001B Perform manual soldering/desoldering – electrical/electronic components	4
MEM05003B	Perform soft soldering	2
MEM05004C	Perform routine oxy acetylene welding	2
MEM05005B	Carry out mechanical cutting	2
	<i>Path: 1 Total Path Weight: 9</i>	
	MEM12023A Perform engineering measurements (<i>Note this unit has no points in the MSA30309 qualification as it is a mandatory unit.</i>)	-
	MEM18001C Use hand tools	2
MEM05006B	Perform brazing and/or silver soldering	2
MEM05007C	Perform manual heating and thermal cutting	2
MEM05008C	Perform advanced manual thermal cutting, gouging and shaping	2

	<i>Path: 1 Total Path Weight: 4</i>	
	MEM05007C Perform manual heating and thermal cutting	2
MEM05009C	Perform automated thermal cutting	2
	<i>Path: 1 Total Path Weight: 7</i>	
	MEM12023A Perform engineering measurements (<i>Note this unit has no points in the MSA30309 qualification as it is a mandatory unit.</i>)	-
MEM05010B	Apply fabrication, forming and shaping techniques	8
	<i>Path: 1 Total Path Weight: 28</i>	
	MEM05037B Perform geometric development	6
	MEM09002B Interpret technical drawing	4
	MEM12023A Perform engineering measurements (<i>Note this unit has no points in the MSA30309 qualification as it is a mandatory unit.</i>)	-
	MEM12024A Perform computations (<i>Note this unit has no points in the MSA30309 qualification as it is a mandatory unit.</i>)	-
	MEM18001C Use hand tools	2
MEM05011C	Assemble fabricated components	8
	<i>Path: 1 Total Path Weight: 37</i>	
	MEM05005B Carry out mechanical cutting	2
	MEM05007C Perform manual heating and thermal cutting	2
	MEM05012C Perform routine manual metal arc welding	2
	MEM05015C Weld using manual metal arc welding process	4
	MEM05051A Select welding processes	2
	MEM05052A Apply safe welding practices	4
	MEM09002B Interpret technical drawing	4
	MEM12023A Perform engineering measurements (<i>Note this unit has no points in the MSA30309 qualification as it is a mandatory unit.</i>)	-
	MEM18001C Use hand tools	2

	MEM18002B Use power tools/hand held operations	2
	<i>Path: 2 Total Path Weight: 37</i>	
	MEM05005B Carry out mechanical cutting	2
	MEM05007C Perform manual heating and thermal cutting	2
	MEM05019C Weld using gas tungsten arc welding process	4
	MEM05049B Perform routine gas tungsten arc welding	2
	MEM05051A Select welding processes	2
	MEM05052A Apply safe welding practices	4
	MEM09002B Interpret technical drawing	4
	MEM12023A Perform engineering measurements (<i>Note this unit has no points in the MSA30309 qualification as it is a mandatory unit.</i>)	-
	MEM18001C Use hand tools	2
	MEM18002B Use power tools/hand held operations	2
	<i>Path: 3 Total Path Weight: 39</i>	
	MEM05004C Perform routine oxy acetylene welding	2
	MEM05005B Carry out mechanical cutting	2
	MEM05007C Perform manual heating and thermal cutting	2
	MEM05022C Perform advanced welding using oxy acetylene welding	6
	MEM05051A Select welding processes	2
	MEM05052A Apply safe welding practices	4
	MEM09002B Interpret technical drawing	4
	MEM12023A Perform engineering measurements (<i>Note this unit has no points in the MSA30309 qualification as it is a mandatory unit.</i>)	-
	MEM18001C Use hand tools	2
	MEM18002B Use power tools/hand held operations	2
	<i>Path: 4 Total Path Weight: 37</i>	

	MEM05005B Carry out mechanical cutting	2
	MEM05007C Perform manual heating and thermal cutting	2
	MEM05017C Weld using gas metal arc welding process	4
	MEM05050B Perform routine gas metal arc welding	2
	MEM05051A Select welding processes	2
	MEM05052A Apply safe welding practices	4
	MEM09002B Interpret technical drawing	4
	MEM12023A Perform engineering measurements (<i>Note this unit has no points in the MSA30309 qualification as it is a mandatory unit.</i>)	-
	MEM18001C Use hand tools	2
	MEM18002B Use power tools/hand held operations	2
MEM05012C	Perform routine manual metal arc welding	2
MEM05013C	Perform manual production welding	2
MEM05014C	Monitor quality of production welding/fabrications	2
	<i>Path: 1 Total Path Weight: 23</i>	
	MEM05012C Perform routine manual metal arc welding	2
	MEM05015C Weld using manual metal arc welding process	4
	MEM05051A Select welding processes	2
	MEM05052A Apply safe welding practices	4
	MEM12023A Perform engineering measurements (<i>Note this unit has no points in the MSA30309 qualification as it is a mandatory unit.</i>)	-
	MEM18001C Use hand tools	2
	MEM18002B Use power tools/hand held operations	2
	<i>Path: 2 Total Path Weight: 23</i>	
	MEM05017C Weld using gas metal arc welding process	4
	MEM05050B Perform routine gas metal arc welding	2

	MEM05051A Select welding processes	2
	MEM05052A Apply safe welding practices	4
	MEM12023A Perform engineering measurements (<i>Note this unit has no points in the MSA30309 qualification as it is a mandatory unit.</i>)	-
	MEM18001C Use hand tools	2
	MEM18002B Use power tools/hand held operations	2
	<i>Path: 3 Total Path Weight: 23</i>	
	MEM05019C Weld using gas tungsten arc welding process	4
	MEM05049B Perform routine gas tungsten arc welding	2
	MEM05051A Select welding processes	2
	MEM05052A Apply safe welding practices	4
	MEM12023A Perform engineering measurements (<i>Note this unit has no points in the MSA30309 qualification as it is a mandatory unit.</i>)	-
	MEM18001C Use hand tools	2
	MEM18002B Use power tools/hand held operations	2
	<i>Path: 4 Total Path Weight: 21</i>	
	MEM05004C Perform routine oxy acetylene welding	2
	MEM05007C Perform manual heating and thermal cutting	2
	MEM05051A Select welding processes	2
	MEM05052A Apply safe welding practices	4
	MEM12023A Perform engineering measurements (<i>Note this unit has no points in the MSA30309 qualification as it is a mandatory unit.</i>)	-
	MEM18001C Use hand tools	2
	MEM18002B Use power tools/hand held operations	2
MEM05015C	Weld using manual metal arc welding process	4
	<i>Path: 1 Total Path Weight: 21</i>	

	MEM05012C Perform routine manual metal arc welding	2
	MEM05051A Select welding processes	2
	MEM05052A Apply safe welding practices	4
	MEM12023A Perform engineering measurements (<i>Note this unit has no points in the MSA30309 qualification as it is a mandatory unit.</i>)	-
	MEM18001C Use hand tools	2
	MEM18002B Use power tools/hand held operations	2
MEM05016C	Perform advanced welding using manual metal arc welding process	4
	<i>Path: 1 Total Path Weight: 31</i>	
	MEM05007C Perform manual heating and thermal cutting	2
	MEM05012C Perform routine manual metal arc welding	2
	MEM05015C Weld using manual metal arc welding process	4
	MEM05051A Select welding processes	2
	MEM05052A Apply safe welding practices	4
	MEM09002B Interpret technical drawing	4
	MEM12023A Perform engineering measurements (<i>Note this unit has no points in the MSA30309 qualification as it is a mandatory unit.</i>)	-
	MEM18001C Use hand tools	2
	MEM18002B Use power tools/hand held operations	2
MEM05017C	Weld using gas metal arc welding process	4
	<i>Path: 1 Total Path Weight: 21</i>	
	MEM05050B Perform routine gas metal arc welding	2
	MEM05051A Select welding processes	2
	MEM05052A Apply safe welding practices	4
	MEM12023A Perform engineering measurements (<i>Note this unit has no points in the MSA30309 qualification as it is a mandatory unit.</i>)	-

	MEM18001C Use hand tools	2
	MEM18002B Use power tools/hand held operations	2
MEM05018C	Perform advanced welding using gas metal arc welding process	4
	<i>Path: 1 Total Path Weight: 31</i>	
	MEM05007C Perform manual heating and thermal cutting	2
	MEM05017C Weld using gas metal arc welding process	4
	MEM05050B Perform routine gas metal arc welding	2
	MEM05051A Select welding processes	2
	MEM05052A Apply safe welding practices	4
	MEM09002B Interpret technical drawing	4
	MEM12023A Perform engineering measurements (<i>Note this unit has no points in the MSA30309 qualification as it is a mandatory unit.</i>)	-
	MEM18001C Use hand tools	2
	MEM18002B Use power tools/hand held operations	2
MEM05019C	Weld using gas tungsten arc welding process	4
	<i>Path: 1 Total Path Weight: 21</i>	
	MEM05049B Perform routine gas tungsten arc welding	2
	MEM05051A Select welding processes	2
	MEM05052A Apply safe welding practices	4
	MEM12023A Perform engineering measurements (<i>Note this unit has no points in the MSA30309 qualification as it is a mandatory unit.</i>)	-
	MEM18001C Use hand tools	2
	MEM18002B Use power tools/hand held operations	2
MEM05020C	Perform advanced welding using gas tungsten arc welding process	4
	<i>Path: 1 Total Path Weight: 31</i>	
	MEM05007C Perform manual heating and thermal cutting	2

	MEM05019C Weld using gas tungsten arc welding process	4
	MEM05049B Perform routine gas tungsten arc welding	2
	MEM05051A Select welding processes	2
	MEM05052A Apply safe welding practices	4
	MEM09002B Interpret technical drawing	4
	MEM12023A Perform engineering measurements (<i>Note this unit has no points in the MSA30309 qualification as it is a mandatory unit.</i>)	-
	MEM18001C Use hand tools	2
	MEM18002B Use power tools/hand held operations	2
MEM05022C	Perform advanced welding using oxy acetylene welding process	6
	<i>Path: 1 Total Path Weight: 24</i>	
	MEM05004C Perform routine oxy acetylene welding	2
	MEM05007C Perform manual heating and thermal cutting	2
	MEM05051A Select welding processes	2
	MEM05052A Apply safe welding practices	4
	MEM09002B Interpret technical drawing	4
	MEM18001C Use hand tools	2
	MEM18002B Use power tools/hand held operations	2
MEM05023C	Weld using submerged arc welding process	4
	<i>Path: 1 Total Path Weight: 9</i>	
	MEM12023A Perform engineering measurements (<i>Note this unit has no points in the MSA30309 qualification as it is a mandatory unit.</i>)	-
MEM05036C	Repair/replace/modify fabrications	4
	<i>Path: 1 Total Path Weight: 41</i>	
	MEM05005B Carry out mechanical cutting	2
	MEM05007C Perform manual heating and thermal cutting	2

	MEM05011C Assemble fabricated components	8
	MEM05012C Perform routine manual metal arc welding	2
	MEM05015C Weld using manual metal arc welding process	4
	MEM05051A Select welding processes	2
	MEM05052A Apply safe welding practices	4
	MEM09002B Interpret technical drawing	4
	MEM12023A Perform engineering measurements (<i>Note this unit has no points in the MSA30309 qualification as it is a mandatory unit.</i>)	-
	MEM18001C Use hand tools	2
	MEM18002B Use power tools/hand held operations	2
	<i>Path: 2 Total Path Weight: 41</i>	
	MEM05005B Carry out mechanical cutting	2
	MEM05007C Perform manual heating and thermal cutting	2
	MEM05011C Assemble fabricated components	8
	MEM05017C Weld using gas metal arc welding process	4
	MEM05050B Perform routine gas metal arc welding	2
	MEM05051A Select welding processes	2
	MEM05052A Apply safe welding practices	4
	MEM09002B Interpret technical drawing	4
	MEM12023A Perform engineering measurements (<i>Note this unit has no points in the MSA30309 qualification as it is a mandatory unit.</i>)	-
	MEM18001C Use hand tools	2
	MEM18002B Use power tools/hand held operations	2
	<i>Path: 3 Total Path Weight: 43</i>	
	MEM05004C Perform routine oxy acetylene welding	2
	MEM05005B Carry out mechanical cutting	2

	MEM05007C Perform manual heating and thermal cutting	2
	MEM05011C Assemble fabricated components	8
	MEM05022C Perform advanced welding using oxy acetylene welding	6
	MEM05051A Select welding processes	2
	MEM05052A Apply safe welding practices	4
	MEM09002B Interpret technical drawing	4
	MEM12023A Perform engineering measurements (<i>Note this unit has no points in the MSA30309 qualification as it is a mandatory unit.</i>)	-
	MEM18001C Use hand tools	2
	MEM18002B Use power tools/hand held operations	2
	<i>Path: 4 Total Path Weight: 41</i>	
	MEM05005B Carry out mechanical cutting	2
	MEM05007C Perform manual heating and thermal cutting	2
	MEM05011C Assemble fabricated components	8
	MEM05019C Weld using gas tungsten arc welding process	4
	MEM05049B Perform routine gas tungsten arc welding	2
	MEM05051A Select welding processes	2
	MEM05052A Apply safe welding practices	4
	MEM09002B Interpret technical drawing	4
	MEM12023A Perform engineering measurements (<i>Note this unit has no points in the MSA30309 qualification as it is a mandatory unit.</i>)	-
	MEM18001C Use hand tools	2
	MEM18002B Use power tools/hand held operations	2
MEM05037B	Perform geometric development	6
	<i>Path: 1 Total Path Weight: 18</i>	
	MEM09002B Interpret technical drawing	4

	MEM12023A Perform engineering measurements (<i>Note this unit has no points in the MSA30309 qualification as it is a mandatory unit.</i>)	-
	MEM12024A Perform computations (<i>Note this unit has no points in the MSA30309 qualification as it is a mandatory unit.</i>)	-
MEM05038B	Perform advanced geometric development - cylindrical/rectangular	2
	<i>Path: 1 Total Path Weight: 24</i>	
	MEM05037B Perform geometric development	6
	MEM09002B Interpret technical drawing	4
	MEM12023A Perform engineering measurements (<i>Note this unit has no points in the MSA30309 qualification as it is a mandatory unit.</i>)	-
	MEM12024A Perform computations (<i>Note this unit has no points in the MSA30309 qualification as it is a mandatory unit.</i>)	-
	MEM30012A Apply mathematical techniques in a manufacturing engineering or related environment	4
MEM05039B	Perform advanced geometric development - conical	2
	<i>Path: 1 Total Path Weight: 24</i>	
	MEM05037B Perform geometric development	6
	MEM09002B Interpret technical drawing	4
	MEM12023A Perform engineering measurements (<i>Note this unit has no points in the MSA30309 qualification as it is a mandatory unit.</i>)	-
	MEM12024A Perform computations (<i>Note this unit has no points in the MSA30309 qualification as it is a mandatory unit.</i>)	-
	MEM30012A Apply mathematical techniques in a manufacturing engineering or related environment	4
MEM05040B	Perform advanced geometric development - transitions	4
	<i>Path: 1 Total Path Weight: 26</i>	
	MEM05037B Perform geometric development	6
	MEM09002B Interpret technical drawing	4
	MEM12023A Perform engineering measurements (<i>Note this unit has no</i>	-

	<i>points in the MSA30309 qualification as it is a mandatory unit.)</i>	
	MEM12024A Perform computations (<i>Note this unit has no points in the MSA30309 qualification as it is a mandatory unit.</i>)	-
	MEM30012A Apply mathematical techniques in a manufacturing engineering or related environment	4
MEM05041B	Weld using powder flame spraying	4
	<i>Path: 1 Total Path Weight: 11</i>	
	MEM05004C Perform routine oxy acetylene welding	2
	MEM12023A Perform engineering measurements (<i>Note this unit has no points in the MSA30309 qualification as it is a mandatory unit.</i>)	-
MEM05047B	Weld using flux core arc welding process	4
	<i>Path: 1 Total Path Weight: 16</i>	
	MEM05050B Perform routine gas metal arc welding	2
	MEM05051A Select welding processes	2
	MEM05052A Apply safe welding practices	4
	MEM18001C Use hand tools	2
	MEM18002B Use power tools/hand held operations	2
MEM05048B	Perform advanced welding using flux core arc welding process	4
	<i>Path: 1 Total Path Weight: 26</i>	
	MEM05007C Perform manual heating and thermal cutting	2
	MEM05047B Weld using flux core arc welding process	4
	MEM05050B Perform routine gas metal arc welding	2
	MEM05051A Select welding processes	2
	MEM05052A Apply safe welding practices	4
	MEM09002B Interpret technical drawing	4
	MEM18001C Use hand tools	2
	MEM18002B Use power tools/hand held operations	2

MEM05049B	Perform routine gas tungsten arc welding	2
MEM05050B	Perform routine gas metal arc welding	2
MEM05051A	Select welding processes	2
MEM05052A	Apply safe welding practices	4
MEM05053A	Set and edit computer controlled thermal cutting machines	4
	<i>Path: 1 Total Path Weight: 21</i>	
	MEM05007C Perform manual heating and thermal cutting	2
	MEM05008C Perform advanced manual thermal cutting, gouging and	2
	MEM05009C Perform automated thermal cutting	2
	MEM09002B Interpret technical drawing	4
	MEM12023A Perform engineering measurements (<i>Note this unit has no points in the MSA30309 qualification as it is a mandatory unit.</i>)	-
	MEM18001C Use hand tools	2
MEM05054A	Write basic NC/CNC programs for thermal cutting machines	4
	<i>Path: 1 Total Path Weight: 25</i>	
	MEM05007C Perform manual heating and thermal cutting	2
	MEM05008C Perform advanced manual thermal cutting, gouging and	2
	MEM05009C Perform automated thermal cutting	2
	MEM05053A Set and edit computer controlled thermal cutting machines	4
	MEM09002B Interpret technical drawing	4
	MEM12023A Perform engineering measurements (<i>Note this unit has no points in the MSA30309 qualification as it is a mandatory unit.</i>)	-
	MEM18001C Use hand tools	2
MEM06001B	Perform hand forging	4
	<i>Path: 1 Total Path Weight: 6</i>	
	MEM18001C Use hand tools	2

MEM06002B	Perform hammer forging	4
MEM06003C	Carry out heat treatment	6
MEM06004B	Select heat treatment processes and test finished product	6
	<i>Path: 1 Total Path Weight: 12</i>	
	MEM06003C Carry out heat treatment	6
MEM06005B	Perform drop and upset forging	4
	<i>Path: 1 Total Path Weight: 8</i>	
	MEM06002B Perform hammer forging	4
MEM06006C	Repair springs 4	4
	<i>Path: 1 Total Path Weight: 16</i>	
	MEM06001B Perform hand forging	4
	MEM06003C Carry out heat treatment	6
	MEM18001C Use hand tools	2
MEM06007B	Perform basic incidental heat/quenching, tempering and annealing	2
MEM06008A	Hammer forge complex shapes	4
	<i>Path: 1 Total Path Weight: 8</i>	
	MEM06002B Perform hammer forging	4
MEM06009A	Hand forge complex shapes	4
	<i>Path: 1 Total Path Weight: 8</i>	
	MEM06001B Perform hand forging	4
MEM07001B	Perform operational maintenance of machines/equipment	2
	<i>Path: 1 Total Path Weight: 4</i>	
	MEM18001C Use hand tools	2
MEM07002B	Perform precision shaping/planing/slotting operations	4
	<i>Path: 1 Total Path Weight: 25</i>	

	MEM07005B Perform general machining	8
	MEM09002B Interpret technical drawing	4
	MEM12003B Perform precision mechanical measurement	2
	MEM12023A Perform engineering measurements (<i>Note this unit has no points in the MSA30309 qualification as it is a mandatory unit.</i>)	-
	MEM18001C Use hand tools	2
MEM07003B	Perform machine setting (routine)	4
	<i>Path: 1 Total Path Weight: 17</i>	
	MEM07024B Operate and monitor machine/process	4
	MEM12023A Perform engineering measurements (<i>Note this unit has no points in the MSA30309 qualification as it is a mandatory unit.</i>)	-
	MEM16006A Organise and communicate information (<i>Note this unit has no points in the MSA30309 qualification as it is a mandatory unit.</i>)	-
	MEM18001C Use hand tools	2
MEM07004B	Perform machine setting (complex)	8
	<i>Path: 1 Total Path Weight: 33</i>	
	MEM07005B Perform general machining	8
	MEM07006B Perform lathe operations	4
	MEM09002B Interpret technical drawing	4
	MEM12023A Perform engineering measurements (<i>Note this unit has no points in the MSA30309 qualification as it is a mandatory unit.</i>)	-
	MEM16006A Organise and communicate information (<i>Note this unit has no points in the MSA30309 qualification as it is a mandatory unit.</i>)	-
	MEM18001C Use hand tools	2
	<i>Path: 2 Total Path Weight: 33</i>	
	MEM07005B Perform general machining	8
	MEM07007B Perform milling operations	4

	MEM09002B Interpret technical drawing	4
	MEM12023A Perform engineering measurements (<i>Note this unit has no points in the MSA30309 qualification as it is a mandatory unit.</i>)	-
	MEM16006A Organise and communicate information (<i>Note this unit has no points in the MSA30309 qualification as it is a mandatory unit.</i>)	-
	MEM18001C Use hand tools	2
	<i>Path: 3 Total Path Weight: 33</i>	
	MEM07005B Perform general machining	8
	MEM07008C Perform grinding operations	4
	MEM09002B Interpret technical drawing	4
	MEM12023A Perform engineering measurements (<i>Note this unit has no points in the MSA30309 qualification as it is a mandatory unit.</i>)	-
	MEM16006A Organise and communicate information (<i>Note this unit has no points in the MSA30309 qualification as it is a mandatory unit.</i>)	-
	MEM18001C Use hand tools	2
	<i>Path: 4 Total Path Weight: 33</i>	
	MEM07005B Perform general machining	8
	MEM07013B Perform machining operations using horizontal and/or vertical boring machines	4
	MEM09002B Interpret technical drawing	4
	MEM12023A Perform engineering measurements (<i>Note this unit has no points in the MSA30309 qualification as it is a mandatory unit.</i>)	-
	MEM16006A Organise and communicate information (<i>Note this unit has no points in the MSA30309 qualification as it is a mandatory unit.</i>)	-
	MEM18001C Use hand tools	2
	<i>Path: 5 Total Path Weight: 37</i>	
	MEM07001B Perform operational maintenance of machines/equipment	2
	MEM07003B Perform machine setting (routine)	4

	MEM07024B Operate and monitor machine/process	4
	MEM07025B Perform advanced machine/process operation	6
	MEM09002B Interpret technical drawing	4
	MEM12023A Perform engineering measurements (<i>Note this unit has no points in the MSA30309 qualification as it is a mandatory unit.</i>)	-
	MEM16006A Organise and communicate information (<i>Note this unit has no points in the MSA30309 qualification as it is a mandatory unit.</i>)	-
	MEM18001C Use hand tools	2
	<i>Path: 6 Total Path Weight: 37</i>	
	MEM07001B Perform operational maintenance of machines/equipment	2
	MEM07003B Perform machine setting (routine)	4
	MEM07024B Operate and monitor machine/process	4
	MEM07026B Perform advanced plastic processing	6
	MEM09002B Interpret technical drawing	4
	MEM12023A Perform engineering measurements (<i>Note this unit has no points in the MSA30309 qualification as it is a mandatory unit.</i>)	-
	MEM16006A Organise and communicate information (<i>Note this unit has no points in the MSA30309 qualification as it is a mandatory unit.</i>)	-
	MEM18001C Use hand tools	2
	<i>Path: 7 Total Path Weight: 37</i>	
	MEM07001B Perform operational maintenance of machines/equipment	2
	MEM07003B Perform machine setting (routine)	4
	MEM07024B Operate and monitor machine/process	4
	MEM07027B Perform advanced press operations	6
	MEM09002B Interpret technical drawing	4
	MEM12023A Perform engineering measurements (<i>Note this unit has no points in the MSA30309 qualification as it is a mandatory unit.</i>)	-

	MEM16006A Organise and communicate information (<i>Note this unit has no points in the MSA30309 qualification as it is a mandatory unit.</i>)	-
	MEM18001C Use hand tools	2
MEM07005B	Perform general machining	8
	<i>Path: 1 Total Path Weight: 19</i>	
	MEM09002B Interpret technical drawing	4
	MEM12023A Perform engineering measurements (<i>Note this unit has no points in the MSA30309 qualification as it is a mandatory unit.</i>)	-
	MEM18001C Use hand tools	2
MEM07006B	Perform lathe operations	4
	<i>Path: 1 Total Path Weight: 23</i>	
	MEM07005B Perform general machining	8
	MEM09002B Interpret technical drawing	4
	MEM12023A Perform engineering measurements (<i>Note this unit has no points in the MSA30309 qualification as it is a mandatory unit.</i>)	-
	MEM18001C Use hand tools	2
MEM07007B	Perform milling operations	4
	<i>Path: 1 Total Path Weight: 23</i>	
	MEM07005B Perform general machining	8
	MEM09002B Interpret technical drawing	4
	MEM12023A Perform engineering measurements (<i>Note this unit has no points in the MSA30309 qualification as it is a mandatory unit.</i>)	-
	MEM18001C Use hand tools	2
MEM07008C	Perform grinding operations	4
	<i>Path: 1 Total Path Weight: 23</i>	
	MEM07005B Perform general machining	8
	MEM09002B Interpret technical drawing	4

	MEM12023A Perform engineering measurements (<i>Note this unit has no points in the MSA30309 qualification as it is a mandatory unit.</i>)	-
	MEM18001C Use hand tools	2
MEM07009B	Perform precision jig boring operations	4
	<i>Path: 1 Total Path Weight: 29</i>	
	MEM07005B Perform general machining	8
	MEM07007B Perform milling operations	4
	MEM09002B Interpret technical drawing	4
	MEM12003B Perform precision mechanical measurement	2
	MEM12023A Perform engineering measurements (<i>Note this unit has no points in the MSA30309 qualification as it is a mandatory unit.</i>)	-
	MEM18001C Use hand tools	2
MEM07010B	Perform tool and cutter grinding operations	4
	<i>Path: 1 Total Path Weight: 29</i>	
	MEM07005B Perform general machining	8
	MEM07008C Perform grinding operations	4
	MEM09002B Interpret technical drawing	4
	MEM12003B Perform precision mechanical measurement	2
	MEM12023A Perform engineering measurements (<i>Note this unit has no points in the MSA30309 qualification as it is a mandatory unit.</i>)	-
	MEM18001C Use hand tools	2
MEM07011B	Perform complex milling operations	4
	<i>Path: 1 Total Path Weight: 32</i>	
	MEM07005B Perform general machining	8
	MEM07007B Perform milling operations	4
	MEM09002B Interpret technical drawing	4

	MEM12003B Perform precision mechanical measurement	2
	MEM12023A Perform engineering measurements (<i>Note this unit has no points in the MSA30309 qualification as it is a mandatory unit.</i>)	-
	MEM12024A Perform computations (<i>Note this unit has no points in the MSA30309 qualification as it is a mandatory unit.</i>)	-
	MEM18001C Use hand tools	2
MEM07012B	Perform complex grinding operations	4
	<i>Path: 1 Total Path Weight: 29</i>	
	MEM07005B Perform general machining	8
	MEM07008C Perform grinding operations	4
	MEM09002B Interpret technical drawing	4
	MEM12003B Perform precision mechanical measurement	2
	MEM12023A Perform engineering measurements (<i>Note this unit has no points in the MSA30309 qualification as it is a mandatory unit.</i>)	-
	MEM18001C Use hand tools	2
MEM07013B	Perform machining operations using horizontal and/or vertical boring machines	4
	<i>Path: 1 Total Path Weight: 23</i>	
	MEM07005B Perform general machining	8
	MEM09002B Interpret technical drawing	4
	MEM12023A Perform engineering measurements (<i>Note this unit has no points in the MSA30309 qualification as it is a mandatory unit.</i>)	-
	MEM18001C Use hand tools	2
MEM07014B	Perform electro-discharge (EDM) machining operations	4
	<i>Path: 1 Total Path Weight: 23</i>	
	MEM07005B Perform general machining	8
	MEM09002B Interpret technical drawing	4

	MEM12023A Perform engineering measurements (<i>Note this unit has no points in the MSA30309 qualification as it is a mandatory unit.</i>)	-
	MEM18001C Use hand tools	2
	<i>Path: 2 Total Path Weight: 14</i>	
	MEM07024B Operate and monitor machine/process	4
	MEM09002B Interpret technical drawing	4
	MEM18001C Use hand tools	2
MEM07015B	Set computer controlled machines/processes	2
	<i>Path: 1 Total Path Weight: 19</i>	
	MEM07024B Operate and monitor machine/process	4
	MEM07028B Operate computer controlled machines/processes	2
	MEM09002B Interpret technical drawing	4
	MEM12023A Perform engineering measurements (<i>Note this unit has no points in the MSA30309 qualification as it is a mandatory unit.</i>)	-
	MEM18001C Use hand tools	2
	<i>Path: 2 Total Path Weight: 21</i>	
	MEM07005B Perform general machining	8
	MEM09002B Interpret technical drawing	4
	MEM12023A Perform engineering measurements (<i>Note this unit has no points in the MSA30309 qualification as it is a mandatory unit.</i>)	-
	MEM18001C Use hand tools	2
MEM07016C	Set and edit computer controlled machines/processes	4
	<i>Path: 1 Total Path Weight: 23</i>	
	MEM07015B Set computer controlled machines/processes	2
	MEM07024B Operate and monitor machine/process	4
	MEM07028B Operate computer controlled machines/processes	2

	MEM09002B Interpret technical drawing	4
	MEM12023A Perform engineering measurements (<i>Note this unit has no points in the MSA30309 qualification as it is a mandatory unit.</i>)	-
	MEM18001C Use hand tools	2
	<i>Path: 2 Total Path Weight: 25</i>	
	MEM07005B Perform general machining	8
	MEM07015B Set computer controlled machines/processes	2
	MEM09002B Interpret technical drawing	4
	MEM12023A Perform engineering measurements (<i>Note this unit has no points in the MSA30309 qualification as it is a mandatory unit.</i>)	-
	MEM18001C Use hand tools	2
MEM07018C	Write basic NC/CNC programs	4
	<i>Path: 1 Total Path Weight: 27</i>	
	MEM07015B Set computer controlled machines/processes	2
	MEM07016C Set and edit computer controlled machines/processes	4
	MEM07024B Operate and monitor machine/process	4
	MEM07028B Operate computer controlled machines/processes	2
	MEM09002B Interpret technical drawing	4
	MEM12023A Perform engineering measurements (<i>Note this unit has no points in the MSA30309 qualification as it is a mandatory unit.</i>)	-
	MEM18001C Use hand tools	2
	<i>Path: 2 Total Path Weight: 29</i>	
	MEM07005B Perform general machining	8
	MEM07015B Set computer controlled machines/processes	2
	MEM07016C Set and edit computer controlled machines/processes	4
	MEM09002B Interpret technical drawing	4

	MEM12023A Perform engineering measurements (<i>Note this unit has no points in the MSA30309 qualification as it is a mandatory unit.</i>)	-
	MEM18001C Use hand tools	2
MEM07019C	Program NC/CNC machining centre	2
	<i>Path: 1 Total Path Weight: 29</i>	
	MEM07015B Set computer controlled machines/processes	2
	MEM07016C Set and edit computer controlled machines/processes	4
	MEM07018C Write basic NC/CNC programs	4
	MEM07024B Operate and monitor machine/process	4
	MEM07028B Operate computer controlled machines/processes	2
	MEM09002B Interpret technical drawing	4
	MEM12023A Perform engineering measurements (<i>Note this unit has no points in the MSA30309 qualification as it is a mandatory unit.</i>)	-
	MEM18001C Use hand tools	2
	<i>Path: 2 Total Path Weight: 31</i>	
	MEM07005B Perform general machining	8
	MEM07015B Set computer controlled machines/processes	2
	MEM07016C Set and edit computer controlled machines/processes	4
	MEM07018C Write basic NC/CNC programs	4
	MEM09002B Interpret technical drawing	4
	MEM12023A Perform engineering measurements (<i>Note this unit has no points in the MSA30309 qualification as it is a mandatory unit.</i>)	-
	MEM18001C Use hand tools	2
MEM07020C	Program multiple spindle and/or multiple axis NC/CNC machining centre	2
	<i>Path: 1 Total Path Weight: 31</i>	
	MEM07015B Set computer controlled machines/processes	2

	MEM07016C Set and edit computer controlled machines/processes	4
	MEM07018C Write basic NC/CNC programs	4
	MEM07019C Program NC/CNC machining centre	2
	MEM07024B Operate and monitor machine/process	4
	MEM07028B Operate computer controlled machines/processes	2
	MEM09002B Interpret technical drawing	4
	MEM12023A Perform engineering measurements (<i>Note this unit has no points in the MSA30309 qualification as it is a mandatory unit.</i>)	-
	MEM18001C Use hand tools	2
	<i>Path: 2 Total Path Weight: 33</i>	
	MEM07005B Perform general machining	8
	MEM07015B Set computer controlled machines/processes	2
	MEM07016C Set and edit computer controlled machines/processes	4
	MEM07018C Write basic NC/CNC programs	4
	MEM07019C Program NC/CNC machining centre	2
	MEM09002B Interpret technical drawing	4
	MEM12023A Perform engineering measurements (<i>Note this unit has no points in the MSA30309 qualification as it is a mandatory unit.</i>)	-
	MEM18001C Use hand tools	2
MEM07021B	Perform complex lathe operations	4
	<i>Path: 1 Total Path Weight: 32</i>	
	MEM07005B Perform general machining	8
	MEM07006B Perform lathe operations	4
	MEM09002B Interpret technical drawing	4
	MEM12003B Perform precision mechanical measurement	2
	MEM12023A Perform engineering measurements (<i>Note this unit has no</i>	-

	<i>points in the MSA30309 qualification as it is a mandatory unit.)</i>	
	MEM12024A Perform computations (<i>Note this unit has no points in the MSA30309 qualification as it is a mandatory unit.</i>)	-
	MEM18001C Use hand tools	2
MEM07022C	Program CNC wire cut machines	2
	<i>Path: 1 Total Path Weight: 29</i>	
	MEM07015B Set computer controlled machines/processes	2
	MEM07016C Set and edit computer controlled machines/processes	4
	MEM07018C Write basic NC/CNC programs	4
	MEM07024B Operate and monitor machine/process	4
	MEM07028B Operate computer controlled machines/processes	2
	MEM09002B Interpret technical drawing	4
	MEM12023A Perform engineering measurements	5
	MEM18001C Use hand tools	2
	<i>Path: 2 Total Path Weight: 31</i>	
	MEM07005B Perform general machining	8
	MEM07015B Set computer controlled machines/processes	2
	MEM07016C Set and edit computer controlled machines/processes	4
	MEM07018C Write basic NC/CNC programs	4
	MEM09002B Interpret technical drawing	4
	MEM12023A Perform engineering measurements	5
	MEM18001C Use hand tools	2
MEM07023C	Program and set up CNC manufacturing cell	6
	<i>Path: 1 Total Path Weight: 37</i>	
	MEM07015B Set computer controlled machines/processes	2
	MEM07016C Set and edit computer controlled machines/processes	4

	MEM07018C Write basic NC/CNC programs	4
	MEM07019C Program NC/CNC machining centre	2
	MEM07020C Program multiple spindle and/or multiple axis NC/CNC machining centre	2
	MEM07024B Operate and monitor machine/process	4
	MEM07028B Operate computer controlled machines/processes	2
	MEM09002B Interpret technical drawing	4
	MEM12023A Perform engineering measurements	5
	MEM18001C Use hand tools	2
	<i>Path: 2 Total Path Weight: 47</i>	
	MEM07005B Perform general machining	8
	MEM07006B Perform lathe operations	4
	MEM07007B Perform milling operations	4
	MEM07015B Set computer controlled machines/processes	2
	MEM07016C Set and edit computer controlled machines/processes	4
	MEM07018C Write basic NC/CNC programs	4
	MEM07019C Program NC/CNC machining centre	2
	MEM07020C Program multiple spindle and/or multiple axis NC/CNC machining centre	2
	MEM09002B Interpret technical drawing	4
	MEM12023A Perform engineering measurements	5
	MEM18001C Use hand tools	2
MEM07024B	Operate and monitor machine/process	4
MEM07025B	Perform advanced machine/process operation	6
	<i>Path: 1 Total Path Weight: 25</i>	
	MEM07001B Perform operational maintenance of machines/equipment	2

	MEM07024B Operate and monitor machine/process	4
	MEM09002B Interpret technical drawing	4
	MEM12023A Perform engineering measurements	5
	MEM16006A Organise and communicate information (<i>Note this unit has no points in the MSA30309 qualification as it is a mandatory unit.</i>)	-
	MEM18001C Use hand tools	2
MEM07026B	Perform advanced plastic processing	6
	<i>Path: 1 Total Path Weight: 25</i>	
	MEM07001B Perform operational maintenance of machines/equipment	2
	MEM07024B Operate and monitor machine/process	4
	MEM09002B Interpret technical drawing	4
	MEM12023A Perform engineering measurements	5
	MEM16006A Organise and communicate information (<i>Note this unit has no points in the MSA30309 qualification as it is a mandatory unit.</i>)	-
	MEM18001C Use hand tools	2
MEM07027B	Perform advanced press operations	6
	<i>Path: 1 Total Path Weight: 25</i>	
	MEM07001B Perform operational maintenance of machines/equipment	2
	MEM07024B Operate and monitor machine/process	4
	MEM09002B Interpret technical drawing	4
	MEM12023A Perform engineering measurements	5
	MEM16006A Organise and communicate information (<i>Note this unit has no points in the MSA30309 qualification as it is a mandatory unit.</i>)	-
	MEM18001C Use hand tools	2
MEM07028B	Operate computer controlled machines/processes	2
	<i>Path: 1 Total Path Weight: 6</i>	

	MEM07024B Operate and monitor machine/process	4
MEM07029B	Perform routine sharpening/maintenance of production tools and cutters	4
	<i>Path: 1 Total Path Weight: 11</i>	
	MEM12023A Perform engineering measurements	5
	MEM18001C Use hand tools	2
MEM07030C	Perform metal spinning lathe operations (basic)	8
	<i>Path: 1 Total Path Weight: 17</i>	
	MEM12023A Perform engineering measurements	5
	MEM18001C Use hand tools	2
	MEM18002B Use power tools/hand held operations	2
MEM07031C	Perform metal spinning lathe operations (complex)	4
	<i>Path: 1 Total Path Weight: 27</i>	
	MEM07030C Perform metal spinning lathe operations (basic)	8
	MEM07032B Use workshop machines for basic operations	2
	MEM09002B Interpret technical drawing	4
	MEM12023A Perform engineering measurements	5
	MEM18001C Use hand tools	2
	MEM18002B Use power tools/hand held operations	2
MEM07032B	Use workshop machines for basic operations	2
	<i>Path: 1 Total Path Weight: 4</i>	
	MEM18001C Use hand tools	2
MEM07033B	Operate and monitor basic boiler	6
MEM07034A	Operate and monitor intermediate class boiler	4
	<i>Path: 1 Total Path Weight: 10</i>	
	MEM07033B Operate and monitor basic boiler	6

MEM07040A	Set multistage integrated processes	4
	<i>Path: 1 Total Path Weight: 25</i>	
	MEM09002B Interpret technical drawing	4
	MEM12023A Perform engineering measurements	5
	MEM14005A Plan a complete activity (<i>Note this unit has no points in the MSA30309 qualification as it is a mandatory unit.</i>)	-
	MEM16006A Organise and communicate information (<i>Note this unit has no points in the MSA30309 qualification as it is a mandatory unit.</i>)	-
	MEM16008A Interact with computing technology (<i>Note this unit has no points in the MSA30309 qualification as it is a mandatory unit.</i>)	-
	MEM18001C Use hand tools	2
MEM08001B	Perform wire, jig and barrel load/unload work	4
MEM08002C	Pre-treat work for subsequent surface coating	4
MEM08003C	Perform electroplating operations	6
	<i>Path: 1 Total Path Weight: 16</i>	
	MEM07001B Perform operational maintenance of machines/equipment	2
	MEM08001B Perform wire, jig and barrel load/unload work	4
	MEM13003B Work safely with industrial chemicals and materials	2
	MEM18001C Use hand tools	2
MEM08004B	Finish work using wet, dry and vapour deposition methods	4
	<i>Path: 1 Total Path Weight: 10</i>	
	MEM08002C Pre-treat work for subsequent surface coating	4
	MEM13003B Work safely with industrial chemicals and materials	2
MEM08005B	Prepare and produce specialised coatings	4
	<i>Path: 1 Total Path Weight: 10</i>	
	MEM08002C Pre-treat work for subsequent surface coating	4

	MEM13003B Work safely with industrial chemicals and materials	2
MEM08006B	Produce clear and/or coloured and/or sealed anodised films on aluminium	2
	<i>Path: 1 Total Path Weight: 6</i>	
	MEM08002C Pre-treat work for subsequent surface coating	4
MEM08007B	Control surface finish production and finished product quality	4
MEM08008B	Operate and control surface finishing waste treatment process	3
	<i>Path: 1 Total Path Weight: 5</i>	
	MEM13003B Work safely with industrial chemicals and materials	2
MEM08009C	Make up solutions	2
	<i>Path: 1 Total Path Weight: 4</i>	
	MEM13003B Work safely with industrial chemicals and materials	2
MEM08010B	Manually finish/polish materials	6
	<i>Path: 1 Total Path Weight: 8</i>	
	MEM18001C Use hand tools	2
MEM08011B	Prepare surfaces using solvents and/or mechanical means	2
	<i>Path: 1 Total Path Weight: 8</i>	
	MEM13003B Work safely with industrial chemicals and materials	2
	MEM18001C Use hand tools	2
	MEM18002B Use power tools/hand held operations	2
MEM08012B	Prepare surfaces by abrasive blasting (basic)	4
	<i>Path: 1 Total Path Weight: 7</i>	
	MEM08016B Control blast coating by-products, materials and emissions	1
	MEM13003B Work safely with industrial chemicals and materials	2
MEM08013B	Prepare surfaces by abrasive blasting (advanced)	4
	<i>Path: 1 Total Path Weight: 11</i>	

	MEM08012B Prepare surfaces by abrasive blasting (basic)	4
	MEM08016B Control blast coating by-products, materials and emissions	1
	MEM13003B Work safely with industrial chemicals and materials	2
MEM08014B	Apply protective coatings (basic)	4
	<i>Path: 1 Total Path Weight: 6</i>	
	MEM13003B Work safely with industrial chemicals and materials	2
MEM08015B	Apply protective coatings (advanced)	4
	<i>Path: 1 Total Path Weight: 10</i>	
	MEM08014B Apply protective coatings (basic)	4
	MEM13003B Work safely with industrial chemicals and materials	2
MEM08016B	Control blast coating by-products, materials and emissions	1
	<i>Path: 1 Total Path Weight: 3</i>	
	MEM13003B Work safely with industrial chemicals and materials	2
MEM08018B	Electroplate engineering coatings	6
	<i>Path: 1 Total Path Weight: 22</i>	
	MEM07001B Perform operational maintenance of machines/equipment	2
	MEM08001B Perform wire, jig and barrel load/unload work	4
	MEM08003C Perform electroplating operations	6
	MEM13003B Work safely with industrial chemicals and materials	2
	MEM18001C Use hand tools	2
MEM08019B	Electroplate protective finishes	6
	<i>Path: 1 Total Path Weight: 22</i>	
	MEM07001B Perform operational maintenance of machines/equipment	2
	MEM08001B Perform wire, jig and barrel load/unload work	4
	MEM08003C Perform electroplating operations	6

	MEM13003B Work safely with industrial chemicals and materials	2
	MEM18001C Use hand tools	2
MEM08020B	Electroplate decorative finishes	6
	<i>Path: 1 Total Path Weight: 22</i>	
	MEM07001B Perform operational maintenance of machines/equipment	2
	MEM08001B Perform wire, jig and barrel load/unload work	4
	MEM08003C Perform electroplating operations	6
	MEM13003B Work safely with industrial chemicals and materials	2
	MEM18001C Use hand tools	2
MEM09002B	Interpret technical drawing	4
MEM09003B	Prepare basic engineering drawing	8
	<i>Path: 1 Total Path Weight: 12</i>	
	MEM09002B Interpret technical drawing	4
MEM09005B	Perform basic engineering detail drafting	8
	<i>Path: 1 Total Path Weight: 20</i>	
	MEM09002B Interpret technical drawing	4
	MEM09003B Prepare basic engineering drawing	8
MEM09011B	Apply basic engineering design concepts	6
	<i>Path: 1 Total Path Weight: 10</i>	
	MEM09002B Interpret technical drawing	4
MEM09021B	Interpret and produce curved 3-dimensional shapes	4
MEM09022A	Create 2D code files using computer aided manufacturing system	4
	<i>Path: 1 Total Path Weight: 15</i>	
	MEM09002B Interpret technical drawing	4
	MEM12023A Perform engineering measurements	5

	MEM16008A Interact with computing technology (<i>Note this unit has no points in the MSA30309 qualification as it is a mandatory unit.</i>)	-
MEM10001C	Erect structures	4
	<i>Path: 1 Total Path Weight: 39</i>	
	MEM05007C Perform manual heating and thermal cutting	2
	MEM05012C Perform routine manual metal arc welding	2
	MEM05015C Weld using manual metal arc welding process	4
	MEM05051A Select welding processes	2
	MEM05052A Apply safe welding practices	4
	MEM09002B Interpret technical drawing	4
	MEM12007C Mark off/out structural fabrications and shapes	8
	MEM12023A Perform engineering measurements	5
	MEM18001C Use hand tools	2
	MEM18002B Use power tools/hand held operations	2
	<i>Path: 2 Total Path Weight: 39</i>	
	MEM05007C Perform manual heating and thermal cutting	2
	MEM05017C Weld using gas metal arc welding process	4
	MEM05050B Perform routine gas metal arc welding	2
	MEM05051A Select welding processes	2
	MEM05052A Apply safe welding practices	4
	MEM09002B Interpret technical drawing	4
	MEM12007C Mark off/out structural fabrications and shapes	8
	MEM12023A Perform engineering measurements	5
	MEM18001C Use hand tools	2
	MEM18002B Use power tools/hand held operations	2

MEM10002B	Terminate and connect electrical wiring	3
	<i>Path: 1 Total Path Weight: 11</i>	
	MEM09002B Interpret technical drawing	4
	MEM12002B Perform electrical/electronic measurement	2
	MEM18001C Use hand tools	2
MEM10003B	Install and test electrical wiring and circuits up to 1000 volts a.c. and 1500 volts d.c.	12
	<i>Path: 1 Total Path Weight: 33</i>	
	MEM09002B Interpret technical drawing	4
	MEM10002B Terminate and connect electrical wiring	3
	MEM12002B Perform electrical/electronic measurement	2
	MEM12023A Perform engineering measurements	5
	MEM18001C Use hand tools	2
	MEM18002B Use power tools/hand held operations	2
	MEM18049B Disconnect/reconnect fixed wired equipment up to 1000 volts a.c./1500 volts d.c.	3
MEM10004B	Enter and change programmable controller operational parameters	2
	<i>Path: 1 Total Path Weight: 8</i>	
	MEM09002B Interpret technical drawing	4
	MEM16008A Interact with computing technology (<i>Note this unit has no points in the MSA30309 qualification as it is a mandatory unit.</i>)	-
MEM10005B	Commission programmable controller programs	4
	<i>Path: 1 Total Path Weight: 12</i>	
	MEM09002B Interpret technical drawing	4
	MEM10004B Enter and change programmable controller operational parameters	2
	MEM16008A Interact with computing technology (<i>Note this unit has no</i>	-

	<i>points in the MSA30309 qualification as it is a mandatory unit.)</i>	
MEM10006B	Install machine/plant	4
	<i>Path: 1 Total Path Weight: 34</i>	
	MEM09002B Interpret technical drawing	4
	MEM12023A Perform engineering measurements	5
	MEM18001C Use hand tools	2
	MEM18002B Use power tools/hand held operations	2
	MEM18003C Use tools for precision work	4
	MEM18006B Repair and fit engineering components	6
	MEM18009B Perform levelling and alignment of machines and engineering components	4
	MEM18055B Dismantle, replace and assemble engineering components	3
MEM10009B	Install refrigeration and air conditioning plant and equipment	4
	<i>Path: 1 Total Path Weight: 30</i>	
	MEM05006B Perform brazing and/or silver soldering	2
	MEM09002B Interpret technical drawing	4
	MEM10010B Install pipework and pipework assemblies	4
	MEM12023A Perform engineering measurements	5
	MEM18001C Use hand tools	2
	MEM18002B Use power tools/hand held operations	2
	MEM18055B Dismantle, replace and assemble engineering components	3
	MEM18086B Test, recover, evacuate and charge refrigeration systems	4
MEM10010B	Install pipework and pipework assemblies	4
	<i>Path: 1 Total Path Weight: 17</i>	
	MEM09002B Interpret technical drawing	4
	MEM12023A Perform engineering measurements	5

	MEM18001C Use hand tools	2
	MEM18002B Use power tools/hand held operations	2
MEM10011B	Terminate and connect specialist cables	3
	<i>Path: 1 Total Path Weight: 14</i>	
	MEM09002B Interpret technical drawing	4
	MEM10002B Terminate and connect electrical wiring	3
	MEM12002B Perform electrical/electronic measurement	2
	MEM18001C Use hand tools	2
MEM10012A	Install split air conditioning systems	4
	<i>Path: 1 Total Path Weight: 20</i>	
	MEM12023A Perform engineering measurements	5
	MEM18001C Use hand tools	2
	MEM18002B Use power tools/hand held operations	2
	MEM18055B Dismantle, replace and assemble engineering components	3
	MEM18086B Test, recover, evacuate and charge refrigeration systems	4
MEM11001C	Erect/dismantle scaffolding and equipment	4
	<i>Path: 1 Total Path Weight: 6</i>	
	MEM18001C Use hand tools	2
MEM11002C	Erect/dismantle complex scaffolding and equipment	4
	<i>Path: 1 Total Path Weight: 10</i>	
	MEM11001C Erect/dismantle scaffolding and equipment	4
	MEM18001C Use hand tools	2
MEM11003B	Coordinate erection/dismantling of complex scaffolding/equipment	4
	<i>Path: 1 Total Path Weight: 14</i>	
	MEM11001C Erect/dismantle scaffolding and equipment	4

	MEM11002C Erect/dismantle complex scaffolding and equipment	4
	MEM18001C Use hand tools	2
MEM11004B	Undertake dogging	4
	<i>Path: 1 Total Path Weight: 6</i>	
	MEM18001C Use hand tools	2
MEM11005B	Pick and process order	4
MEM11006B	Perform production packaging	2
MEM11007B	Administer inventory procedures	4
MEM11008B	Package materials (stores and warehouse)	2
MEM11009B	Handle/move bulk fluids/gases	4
MEM11010B	Operate mobile load shifting equipment	4
MEM11011B	Undertake manual handling	2
MEM11012B	Purchase materials	6
MEM11013B	Undertake warehouse receipt process	4
	<i>Path: 1 Total Path Weight: 6</i>	
	MEM11011B Undertake manual handling	2
MEM11014B	Undertake warehouse dispatch process	4
	<i>Path: 1 Total Path Weight: 8</i>	
	MEM11006B Perform production packaging	2
	MEM11011B Undertake manual handling	2
	<i>Path: 2 Total Path Weight: 8</i>	
	MEM11008B Package materials (stores and warehouse)	2
	MEM11011B Undertake manual handling	2
MEM11015B	Manage warehouse inventory system	4
	<i>Path: 1 Total Path Weight: 12</i>	

	MEM11007B Administer inventory procedures	4
	MEM15002A Apply quality systems (<i>Note this unit has no points in the MSA30309 qualification as it is a mandatory unit.</i>)	-
MEM11016B	Order materials	2
MEM11017B	Organise and lead stocktakes	44
	<i>Path: 1 Total Path Weight: 8</i>	
	MEM11007B Administer inventory procedures	4
MEM11018B	Organise and maintain warehouse stock receipt and/or dispatch system	6
	<i>Path: 1 Total Path Weight: 14</i>	
	MEM11006B Perform production packaging	2
	MEM11011B Undertake manual handling	2
	MEM11013B Undertake warehouse receipt process	4
	<i>Path: 2 Total Path Weight: 14</i>	
	MEM11008B Package materials (stores and warehouse)	2
	MEM11011B Undertake manual handling	2
	MEM11013B Undertake warehouse receipt process	4
	<i>Path: 3 Total Path Weight: 14</i>	
	MEM11006B Perform production packaging	2
	MEM11011B Undertake manual handling	2
	MEM11014B Undertake warehouse dispatch process	4
	<i>Path: 4 Total Path Weight: 14</i>	
	MEM11008B Package materials (stores and warehouse)	2
	MEM11011B Undertake manual handling	2
	MEM11014B Undertake warehouse dispatch process	4
MEM11019B	Undertake tool store procedures	4

	<i>Path: 1 Total Path Weight: 17</i>	
	MEM11007B Administer inventory procedures	4
	MEM11011B Undertake manual handling	2
	MEM11013B Undertake warehouse receipt process	4
	MEM12024A Perform computations (<i>Note this unit has no points in the MSA30309 qualification as it is a mandatory unit.</i>)	-
MEM11020B	Perform advanced warehouse computer operations	4
	<i>Path: 1 Total Path Weight: 6</i>	
	MEM16008A Interact with computing technology (<i>Note this unit has no points in the MSA30309 qualification as it is a mandatory unit.</i>)	-
MEM11021B	Perform advanced operation of load shifting equipment	2
	<i>Path: 1 Total Path Weight: 6</i>	
	MEM11010B Operate mobile load shifting equipment	4
MEM11022B	Operate fixed/moveable load shifting equipment	4
MEM12001B	Use comparison and basic measuring devices	2
MEM12002B	Perform electrical/electronic measurement	2
MEM12003B	Perform precision mechanical measurement	2
	<i>Path: 1 Total Path Weight: 7</i>	
	MEM12023A Perform engineering measurements	5
MEM12004B	Perform precision electrical/electronic measurement	4
MEM12006B	Mark off/out (general engineering)	4
	<i>Path: 1 Total Path Weight: 13</i>	
	MEM09002B Interpret technical drawing	4
	MEM12023A Perform engineering measurements	5
MEM12007C	Mark off/out structural fabrications and shapes	4
	<i>Path: 1 Total Path Weight: 9</i>	

	MEM12023A Perform engineering measurements	5
MEM12019B	Measure components using coordinate measuring machine	4
MEM12020B	Set and operate coordinate measuring machine	2
MEM12021B	Program coordinate measuring machine	4
	<i>Path: 1 Total Path Weight: 15</i>	
	MEM09002B Interpret technical drawing	4
	MEM12003B Perform precision mechanical measurement	2
	MEM12023A Perform engineering measurements	5
MEM12022B	Program coordinate measuring machine (advanced)	2
	<i>Path: 1 Total Path Weight: 13</i>	
	MEM09002B Interpret technical drawing	4
	MEM12003B Perform precision mechanical measurement	2
	MEM12023A Perform engineering measurements	5
MEM12023A	Perform engineering measurements (<i>Note this unit has no points in the MSA30309 qualification as it is a mandatory unit.</i>)	-
MEM12024A	Perform computations (<i>Note this unit has no points in the MSA30309 qualification as it is a mandatory unit.</i>)	-
MEM12025A	Use graphical techniques and perform simple statistical computations	2
	<i>Path: 1 Total Path Weight: 5</i>	
	MEM12024A Perform computations (<i>Note this unit has no points in the MSA30309 qualification as it is a mandatory unit.</i>)	-
MEM13001B	Perform emergency first aid	1
MEM13002B	Undertake occupational health and safety activities in the workplace	3
MEM13003B	Work safely with industrial chemicals and materials	2
MEM13004B	Work safely with molten metals/glass	2
MEM13006B	Collect and evaluate occupational health and safety data for an enterprise or section of an enterprise	4

MEM13007B	Maintain water treatment systems for cooling towers	2
	<i>Path: 1 Total Path Weight: 4</i>	
	MEM18001C Use hand tools	2
MEM13010A	Supervise occupational health and safety in an industrial work environment	4
	<i>Path: 1 Total Path Weight: 7</i>	
	MEM13002B Undertake occupational health and safety activities in the workplace	3
MEM13013B	Work safely with ionizing radiation	4
MEM13014A	Apply principles of occupational health and safety in the work environment (<i>Note this unit has no points in the MSA30309 qualification as it is a mandatory unit.</i>)	-
MEM14004A	Plan to undertake a routine task (<i>Note this unit has no points in the MSA30309 qualification as it is a mandatory unit.</i>)	-
MEM14005A	Plan a complete activity (<i>Note this unit has no points in the MSA30309 qualification as it is a mandatory unit.</i>)	-
MEM15001B	Perform basic statistical quality control	2
MEM15002A	Apply quality systems (<i>Note this unit has no points in the MSA30309 qualification as it is a mandatory unit.</i>)	-
MEM15003B	Use improvement processes in team activities	4
	<i>Path: 1 Total Path Weight: 4</i>	
	MEM16007A Work with others in a manufacturing, engineering or related environment (<i>Note this unit has no points in the MSA30309 qualification as it is a mandatory unit.</i>)	0
MEM15004B	Perform inspection	2
MEM15005B	Select and control inspection processes and procedures	4
	<i>Path: 1 Total Path Weight: 6</i>	
	MEM15004B Perform inspection	2
MEM15015B	Examine trading practices	5

	<i>Path: 1 Total Path Weight: 10</i>	
	MEM12023A Perform engineering measurements	5
MEM15016B	Inspect pre-packed articles	8
	<i>Path: 1 Total Path Weight: 10</i>	
	MEM13003B Work safely with industrial chemicals and materials	2
MEM15022B	Verify reference standards	8
	<i>Path: 1 Total Path Weight: 21</i>	
	MEM09002B Interpret technical drawing	4
	MEM12003B Perform precision mechanical measurement	2
	MEM12023A Perform engineering measurements	5
	MEM18001C Use hand tools	2
MEM15024A	Apply quality procedures (<i>Note this unit has no points in the MSA30309 qualification as it is a mandatory unit.</i>)	-
MEM16001B	Give formal presentations and take part in meetings	2
MEM16002C	Conduct formal interviews and negotiations	4
MEM16004B	Perform internal/external customer service	2
MEM16005A	Operate as a team member to conduct manufacturing, engineering or related activities	2
MEM16006A	Organise and communicate information (<i>Note this unit has no points in the MSA30309 qualification as it is a mandatory unit.</i>)	-
MEM16007A	Work with others in a manufacturing, engineering or related environment (<i>Note this unit has no points in the MSA30309 qualification as it is a mandatory unit.</i>)	-
MEM16008A	Interact with computing technology (<i>Note this unit has no points in the MSA30309 qualification as it is a mandatory unit.</i>)	-
MEM16011A	Communicate with individuals and small groups	2
	<i>Path: 1 Total Path Weight: 4</i>	
	MEM16006A Organise and communicate information (<i>Note this unit has</i>	-

	<i>no points in the MSA30309 qualification as it is a mandatory unit.)</i>	
MEM16013A	Operate in a self-directed team	2
	<i>Path: 1 Total Path Weight: 2</i>	
	MEM16007A Work with others in a manufacturing, engineering or related environment (<i>Note this unit has no points in the MSA30309 qualification as it is a mandatory unit.</i>)	0
MEM17001B	Assist in development and deliver training in the workplace	2
MEM17002B	Conduct workplace assessment	2
MEM17003A	Assist in the provision of on the job training (<i>Note this unit has no points in the MSA30309 qualification as it is a mandatory unit.</i>)	-
MEM18001C	Use hand tools	2
MEM18002B	Use power tools/hand held operations	2
MEM18003C	Use tools for precision work	4
	<i>Path: 1 Total Path Weight: 13</i>	
	MEM12023A Perform engineering measurements	5
	MEM18001C Use hand tools	2
	MEM18002B Use power tools/hand held operations	2
MEM18004B	Maintain and overhaul mechanical equipment	4
	<i>Path: 1 Total Path Weight: 42</i>	
	MEM09002B Interpret technical drawing	4
	MEM12023A Perform engineering measurements	5
	MEM18001C Use hand tools	2
	MEM18002B Use power tools/hand held operations	2
	MEM18003C Use tools for precision work	4
	MEM18005B Perform fault diagnosis, installation and removal of bearings	4
	MEM18006B Repair and fit engineering components	6

	MEM18007B Maintain and repair mechanical drives and mechanical transmission assemblies	4
	MEM18009B Perform levelling and alignment of machines and engineering components	4
	MEM18055B Dismantle, replace and assemble engineering components	3
MEM18005B	Perform fault diagnosis, installation and removal of bearings	4
	<i>Path: 1 Total Path Weight: 30</i>	
	MEM09002B Interpret technical drawing	4
	MEM12023A Perform engineering measurements	5
	MEM18001C Use hand tools	2
	MEM18002B Use power tools/hand held operations	2
	MEM18003C Use tools for precision work	4
	MEM18006B Repair and fit engineering components	6
	MEM18055B Dismantle, replace and assemble engineering components	3
MEM18006B	Repair and fit engineering components	6
	<i>Path: 1 Total Path Weight: 26</i>	
	MEM09002B Interpret technical drawing	4
	MEM12023A Perform engineering measurements	5
	MEM18001C Use hand tools	2
	MEM18002B Use power tools/hand held operations	2
	MEM18003C Use tools for precision work	4
	MEM18055B Dismantle, replace and assemble engineering components	3
MEM18007B	Maintain and repair mechanical drives and mechanical transmission assemblies	4
	<i>Path: 1 Total Path Weight: 34</i>	
	MEM09002B Interpret technical drawing	4

	MEM12023A Perform engineering measurements	5
	MEM18001C Use hand tools	2
	MEM18002B Use power tools/hand held operations	2
	MEM18003C Use tools for precision work	4
	MEM18006B Repair and fit engineering components	6
	MEM18009B Perform levelling and alignment of machines and engineering components	4
	MEM18055B Dismantle, replace and assemble engineering components	3
MEM18008B	Balance equipment	2
	<i>Path: 1 Total Path Weight: 28</i>	
	MEM09002B Interpret technical drawing	4
	MEM12023A Perform engineering measurements	5
	MEM18001C Use hand tools	2
	MEM18002B Use power tools/hand held operations	2
	MEM18003C Use tools for precision work	4
	MEM18006B Repair and fit engineering components	6
	MEM18055B Dismantle, replace and assemble engineering components	3
MEM18009B	Perform levelling and alignment of machines and engineering components	4
	<i>Path: 1 Total Path Weight: 30</i>	
	MEM09002B Interpret technical drawing	4
	MEM12023A Perform engineering measurements	5
	MEM18001C Use hand tools	2
	MEM18002B Use power tools/hand held operations	2
	MEM18003C Use tools for precision work	4
	MEM18006B Repair and fit engineering components	6

	MEM18055B Dismantle, replace and assemble engineering components	3
MEM18010C	Perform equipment condition monitoring and recording	4
	<i>Path: 1 Total Path Weight: 20</i>	
	MEM09002B Interpret technical drawing	4
	MEM12023A Perform engineering measurements	5
	MEM18001C Use hand tools	2
	MEM18002B Use power tools/hand held operations	2
	MEM18055B Dismantle, replace and assemble engineering components	3
MEM18011C	Shut down and isolate machines/equipment	2
MEM18012B	Perform installation and removal of mechanical seals	2
	<i>Path: 1 Total Path Weight: 28</i>	
	MEM09002B Interpret technical drawing	4
	MEM12023A Perform engineering measurements	5
	MEM18001C Use hand tools	2
	MEM18002B Use power tools/hand held operations	2
	MEM18003C Use tools for precision work	4
	MEM18006B Repair and fit engineering components	6
	MEM18055B Dismantle, replace and assemble engineering components	3
MEM18013B	Perform gland packing	2
	<i>Path: 1 Total Path Weight: 9</i>	
	MEM12023A Perform engineering measurements	5
	MEM18001C Use hand tools	2
MEM18014B	Manufacture press tools and gauges	8
	<i>Path: 1 Total Path Weight: 73</i>	
	MEM06007B Perform basic incidental heat/quenching, tempering and	2

	MEM07005B Perform general machining	8
	MEM07006B Perform lathe operations	4
	MEM07007B Perform milling operations	4
	MEM07008C Perform grinding operations	4
	MEM09002B Interpret technical drawing	4
	MEM12003B Perform precision mechanical measurement	2
	MEM12006B Mark off/out (general engineering)	4
	MEM12023A Perform engineering measurements	5
	MEM12024A Perform computations (<i>Note this unit has no points in the MSA30309 qualification as it is a mandatory unit.</i>)	-
	MEM18001C Use hand tools	2
	MEM18002B Use power tools/hand held operations	2
	MEM18003C Use tools for precision work	4
	MEM18006B Repair and fit engineering components	6
	MEM18015B Maintain tools and dies	4
	MEM18055B Dismantle, replace and assemble engineering components	3
	MEM30012A Apply mathematical techniques in a manufacturing engineering or related environment	4
MEM18015B	Maintain tools and dies	4
	<i>Path: 1 Total Path Weight: 54</i>	
	MEM06007B Perform basic incidental heat/quenching, tempering and annealing	2
	MEM07005B Perform general machining	8
	MEM07006B Perform lathe operations	4
	MEM07007B Perform milling operations	4
	MEM07008C Perform grinding operations	4

	MEM09002B Interpret technical drawing	4
	MEM12003B Perform precision mechanical measurement	2
	MEM12023A Perform engineering measurements	5
	MEM18001C Use hand tools	2
	MEM18002B Use power tools/hand held operations	2
	MEM18003C Use tools for precision work	4
	MEM18006B Repair and fit engineering components	6
	MEM18055B Dismantle, replace and assemble engineering components	3
MEM18018C	Maintain pneumatic system components	4
	<i>Path: 1 Total Path Weight: 30</i>	
	MEM09002B Interpret technical drawing	4
	MEM12023A Perform engineering measurements	5
	MEM18001C Use hand tools	2
	MEM18002B Use power tools/hand held operations	2
	MEM18003C Use tools for precision work	4
	MEM18006B Repair and fit engineering components	6
	MEM18055B Dismantle, replace and assemble engineering components	3
MEM18019B	Maintain pneumatic systems	4
	<i>Path: 1 Total Path Weight: 34</i>	
	MEM09002B Interpret technical drawing	4
	MEM12023A Perform engineering measurements	5
	MEM18001C Use hand tools	2
	MEM18002B Use power tools/hand held operations	2
	MEM18003C Use tools for precision work	4
	MEM18006B Repair and fit engineering components	6

	MEM18018C Maintain pneumatic system components	4
	MEM18055B Dismantle, replace and assemble engineering components	3
MEM18020B	Maintain hydraulic system components	4
	<i>Path: 1 Total Path Weight: 30</i>	
	MEM09002B Interpret technical drawing	4
	MEM12023A Perform engineering measurements	5
	MEM18001C Use hand tools	2
	MEM18002B Use power tools/hand held operations	2
	MEM18003C Use tools for precision work	4
	MEM18006B Repair and fit engineering components	6
	MEM18055B Dismantle, replace and assemble engineering components	3
MEM18021B	Maintain hydraulic systems	4
	<i>Path: 1 Total Path Weight: 34</i>	
	MEM09002B Interpret technical drawing	4
	MEM12023A Perform engineering measurements	5
	MEM18001C Use hand tools	2
	MEM18002B Use power tools/hand held operations	2
	MEM18003C Use tools for precision work	4
	MEM18006B Repair and fit engineering components	6
	MEM18020B Maintain hydraulic system components	4
	MEM18055B Dismantle, replace and assemble engineering components	3
MEM18022B	Maintain fluid power controls	8
	<i>Path: 1 Total Path Weight: 42</i>	
	MEM09002B Interpret technical drawing	4
	MEM12023A Perform engineering measurements	5

	MEM18001C Use hand tools	2
	MEM18002B Use power tools/hand held operations	2
	MEM18003C Use tools for precision work	4
	MEM18006B Repair and fit engineering components	6
	MEM18018C Maintain pneumatic system components	4
	MEM18019B Maintain pneumatic systems	4
	MEM18055B Dismantle, replace and assemble engineering components	3
	<i>Path: 2 Total Path Weight: 42</i>	
	MEM09002B Interpret technical drawing	4
	MEM12023A Perform engineering measurements	5
	MEM18001C Use hand tools	2
	MEM18002B Use power tools/hand held operations	2
	MEM18003C Use tools for precision work	4
	MEM18006B Repair and fit engineering components	6
	MEM18020B Maintain hydraulic system components	4
	MEM18021B Maintain hydraulic systems	4
	MEM18055B Dismantle, replace and assemble engineering components	3
MEM18024B	Maintain engine cooling systems	2
	<i>Path: 1 Total Path Weight: 18</i>	
	MEM09002B Interpret technical drawing	4
	MEM12023A Perform engineering measurements	5
	MEM18001C Use hand tools	2
	MEM18002B Use power tools/hand held operations	2
	MEM18055B Dismantle, replace and assemble engineering components	3
MEM18025B	Service combustion engines	2

	<i>Path: 1 Total Path Weight: 4</i>	
	MEM18001C Use hand tools	2
MEM18026C	Test compression ignition fuel systems	4
	<i>Path: 1 Total Path Weight: 11</i>	
	MEM12023A Perform engineering measurements	5
	MEM18001C Use hand tools	2
MEM18027C	Overhaul engine fuel system components	8
	<i>Path: 1 Total Path Weight: 24</i>	
	MEM09002B Interpret technical drawing	4
	MEM12023A Perform engineering measurements	5
	MEM18001C Use hand tools	2
	MEM18002B Use power tools/hand held operations	2
	MEM18055B Dismantle, replace and assemble engineering components	3
MEM18028B	Maintain engine lubrication systems	2
	<i>Path: 1 Total Path Weight: 18</i>	
	MEM09002B Interpret technical drawing	4
	MEM12023A Perform engineering measurements	5
	MEM18001C Use hand tools	2
	MEM18002B Use power tools/hand held operations	2
	MEM18055B Dismantle, replace and assemble engineering components	3
MEM18029B	Tune diesel engines	4
	<i>Path: 1 Total Path Weight: 24</i>	
	MEM09002B Interpret technical drawing	4
	MEM12023A Perform engineering measurements	5
	MEM18001C Use hand tools	2

	MEM18002B Use power tools/hand held operations	2
	MEM18026C Test compression ignition fuel systems	4
	MEM18055B Dismantle, replace and assemble engineering components	3
MEM18030B	Diagnose and rectify low voltage electrical systems	8
	<i>Path: 1 Total Path Weight: 24</i>	
	MEM09002B Interpret technical drawing	4
	MEM12023A Perform engineering measurements	5
	MEM18001C Use hand tools	2
	MEM18002B Use power tools/hand held operations	2
	MEM18055B Dismantle, replace and assemble engineering components	3
MEM18031B	Diagnose and rectify low voltage starting systems	2
	<i>Path: 1 Total Path Weight: 26</i>	
	MEM09002B Interpret technical drawing	4
	MEM12023A Perform engineering measurements	5
	MEM18001C Use hand tools	2
	MEM18002B Use power tools/hand held operations	2
	MEM18030B Diagnose and rectify low voltage electrical systems	8
	MEM18055B Dismantle, replace and assemble engineering components	3
MEM18032B	Maintain induction/exhaust systems	4
	<i>Path: 1 Total Path Weight: 20</i>	
	MEM09002B Interpret technical drawing	4
	MEM12023A Perform engineering measurements	5
	MEM18001C Use hand tools	2
	MEM18002B Use power tools/hand held operations	2
	MEM18055B Dismantle, replace and assemble engineering components	3

MEM18033B	Perform engine bottom-end overhaul	4
	<i>Path: 1 Total Path Weight: 20</i>	
	MEM09002B Interpret technical drawing	4
	MEM12023A Perform engineering measurements	5
	MEM18001C Use hand tools	2
	MEM18002B Use power tools/hand held operations	2
	MEM18055B Dismantle, replace and assemble engineering components	3
MEM18034B	Perform engine top-end overhaul	8
	<i>Path: 1 Total Path Weight: 34</i>	
	MEM09002B Interpret technical drawing	4
	MEM12023A Perform engineering measurements	5
	MEM18001C Use hand tools	2
	MEM18002B Use power tools/hand held operations	2
	MEM18003C Use tools for precision work	4
	MEM18006B Repair and fit engineering components	6
	MEM18055B Dismantle, replace and assemble engineering components	3
MEM18035B	Diagnose and rectify braking systems	6
	<i>Path: 1 Total Path Weight: 22</i>	
	MEM09002B Interpret technical drawing	4
	MEM12023A Perform engineering measurements	5
	MEM18001C Use hand tools	2
	MEM18002B Use power tools/hand held operations	2
	MEM18055B Dismantle, replace and assemble engineering components	3
MEM18037B	Diagnose and rectify low voltage charging systems	2
	<i>Path: 1 Total Path Weight: 26</i>	

	MEM09002B Interpret technical drawing	4
	MEM12023A Perform engineering measurements	5
	MEM18001C Use hand tools	2
	MEM18002B Use power tools/hand held operations	2
	MEM18030B Diagnose and rectify low voltage electrical systems	8
	MEM18055B Dismantle, replace and assemble engineering components	3
MEM18038B	Maintain wheels and tyres	2
	<i>Path: 1 Total Path Weight: 4</i>	
	MEM18001C Use hand tools	2
MEM18039B	Diagnose and rectify track type undercarriage	4
	<i>Path: 1 Total Path Weight: 20</i>	
	MEM09002B Interpret technical drawing	4
	MEM12023A Perform engineering measurements	5
	MEM18001C Use hand tools	2
	MEM18002B Use power tools/hand held operations	2
	MEM18055B Dismantle, replace and assemble engineering components	3
MEM18040B	Maintain suspension systems	4
	<i>Path: 1 Total Path Weight: 20</i>	
	MEM09002B Interpret technical drawing	4
	MEM12023A Perform engineering measurements	5
	MEM18001C Use hand tools	2
	MEM18002B Use power tools/hand held operations	2
	MEM18055B Dismantle, replace and assemble engineering components	3
MEM18041B	Maintain steering systems	4
	<i>Path: 1 Total Path Weight: 20</i>	

	MEM09002B Interpret technical drawing	4
	MEM12023A Perform engineering measurements	5
	MEM18001C Use hand tools	2
	MEM18002B Use power tools/hand held operations	2
	MEM18055B Dismantle, replace and assemble engineering components	3
MEM18042C	Diagnose and rectify manual transmissions	4
	<i>Path: 1 Total Path Weight: 20</i>	
	MEM09002B Interpret technical drawing	4
	MEM12023A Perform engineering measurements	5
	MEM18001C Use hand tools	2
	MEM18002B Use power tools/hand held operations	2
	MEM18055B Dismantle, replace and assemble engineering components	3
MEM18043C	Diagnose and rectify automatic transmissions	8
	<i>Path: 1 Total Path Weight: 24</i>	
	MEM09002B Interpret technical drawing	4
	MEM12023A Perform engineering measurements	5
	MEM18001C Use hand tools	2
	MEM18002B Use power tools/hand held operations	2
	MEM18055B Dismantle, replace and assemble engineering components	3
MEM18044C	Diagnose and rectify drive line and final drives	4
	<i>Path: 1 Total Path Weight: 20</i>	
	MEM09002B Interpret technical drawing	4
	MEM12023A Perform engineering measurements	5
	MEM18001C Use hand tools	2
	MEM18002B Use power tools/hand held operations	2

	MEM18055B Dismantle, replace and assemble engineering components	3
MEM18045B	Fault find/repair electrical equipment/components up to 250 volts single phase supply	4
	<i>Path: 1 Total Path Weight: 22</i>	
	MEM09002B Interpret technical drawing	4
	MEM10002B Terminate and connect electrical wiring	3
	MEM12002B Perform electrical/electronic measurement	2
	MEM12023A Perform engineering measurements	5
	MEM18001C Use hand tools	2
	MEM18002B Use power tools/hand held operations	2
MEM18046B	Fault find/repair electrical equipment/components up to 1000 volts a.c./1500 volts d.c.	10
	<i>Path: 1 Total Path Weight: 28</i>	
	MEM09002B Interpret technical drawing	4
	MEM10002B Terminate and connect electrical wiring	3
	MEM12002B Perform electrical/electronic measurement	2
	MEM12023A Perform engineering measurements	5
	MEM18001C Use hand tools	2
	MEM18002B Use power tools/hand held operations	2
MEM18047B	Diagnose and maintain electronic controlling systems on mobile plant	4
	<i>Path: 1 Total Path Weight: 28</i>	
	MEM09002B Interpret technical drawing	4
	MEM12023A Perform engineering measurements	5
	MEM18001C Use hand tools	2
	MEM18002B Use power tools/hand held operations	2
	MEM18030B Diagnose and rectify low voltage electrical systems	8

	MEM18055B Dismantle, replace and assemble engineering components	3
MEM18048B	Fault find and repair/rectify basic electrical circuits	12
	<i>Path: 1 Total Path Weight: 45</i>	
	MEM09002B Interpret technical drawing	4
	MEM10002B Terminate and connect electrical wiring	3
	MEM10003B Install and test electrical wiring and circuits up to 1000 volts a.c. and 1500 volts d.c.	12
	MEM12002B Perform electrical/electronic measurement	2
	MEM12023A Perform engineering measurements	5
	MEM18001C Use hand tools	2
	MEM18002B Use power tools/hand held operations	2
	MEM18049B Disconnect/reconnect fixed wired equipment up to 1000 volts a.c./1500 volts d.c.	3
MEM18049B	Disconnect/reconnect fixed wired equipment up to 1000 volts a.c./1500 volts d.c.	3
	<i>Path: 1 Total Path Weight: 14</i>	
	MEM09002B Interpret technical drawing	4
	MEM10002B Terminate and connect electrical wiring	3
	MEM12002B Perform electrical/electronic measurement	2
	MEM18001C Use hand tools	2
MEM18050B	Disconnect/reconnect fixed wired equipment over 1000 volts a.c./1500 volts d.c.	3
	<i>Path: 1 Total Path Weight: 14</i>	
	MEM09002B Interpret technical drawing	4
	MEM10002B Terminate and connect electrical wiring	3
	MEM12002B Perform electrical/electronic measurement	2
	MEM18001C Use hand tools	2

MEM18051B	Fault find repair/rectify complex electrical circuits	6
	<i>Path: 1 Total Path Weight: 55</i>	
	MEM09002B Interpret technical drawing	4
	MEM10002B Terminate and connect electrical wiring	3
	MEM10003B Install and test electrical wiring and circuits up to 1000 volts a.c. and 1500 volts d.c.	12
	MEM12002B Perform electrical/electronic measurement	2
	MEM12004B Perform precision electrical/electronic measurement	4
	MEM12023A Perform engineering measurements	5
	MEM18001C Use hand tools	2
	MEM18002B Use power tools/hand held operations	2
	MEM18048B Fault find and repair/rectify basic electrical circuits	12
	MEM18049B Disconnect/reconnect fixed wired equipment up to 1000 volts a.c./1500 volts d.c.	3
MEM18052B	Maintain fluid power systems for mobile plant	4
	<i>Path: 1 Total Path Weight: 20</i>	
	MEM09002B Interpret technical drawing	4
	MEM12023A Perform engineering measurements	5
	MEM18001C Use hand tools	2
	MEM18002B Use power tools/hand held operations	2
	MEM18055B Dismantle, replace and assemble engineering components	3
MEM18054B	Fault find, test and calibrate instrumentation systems and equipment	8
	<i>Path: 1 Total Path Weight: 38</i>	
	MEM05001B Perform manual soldering/desoldering – electrical/electronic components	4
	MEM09002B Interpret technical drawing	4

	MEM12004B Perform precision electrical/electronic measurement	4
	MEM12023A Perform engineering measurements	5
	MEM18001C Use hand tools	2
	MEM18002B Use power tools/hand held operations	2
	MEM18055B Dismantle, replace and assemble engineering components	3
	MEM18057B Maintain/service analog/digital electronic equipment	6
	<i>Path: 2 Total Path Weight: 32</i>	
	MEM09002B Interpret technical drawing	4
	MEM12002B Perform electrical/electronic measurement	2
	MEM12023A Perform engineering measurements	5
	MEM18001C Use hand tools	2
	MEM18002B Use power tools/hand held operations	2
	MEM18055B Dismantle, replace and assemble engineering components	3
	MEM18064B Maintain instrumentation system components	6
MEM18055B	Dismantle, replace and assemble engineering components	3
	<i>Path: 1 Total Path Weight: 16</i>	
	MEM09002B Interpret technical drawing	4
	MEM12023A Perform engineering measurements	5
	MEM18001C Use hand tools	2
	MEM18002B Use power tools/hand held operations	2
MEM18056B	Diagnose and repair analog equipment and components	10
	<i>Path: 1 Total Path Weight: 30</i>	
	MEM05001B Perform manual soldering/desoldering – electrical/electronic components	4
	MEM09002B Interpret technical drawing	4

	MEM12004B Perform precision electrical/electronic measurement	4
	MEM18001C Use hand tools	2
	MEM18057B Maintain/service analog/digital electronic equipment	6
MEM18057B	Maintain/service analog/digital electronic equipment	6
	<i>Path: 1 Total Path Weight: 20</i>	
	MEM05001B Perform manual soldering/desoldering – electrical/electronic components	4
	MEM09002B Interpret technical drawing	4
	MEM12004B Perform precision electrical/electronic measurement	4
	MEM18001C Use hand tools	2
MEM18058C	Modify electronic equipment	4
	<i>Path: 1 Total Path Weight: 32</i>	
	MEM12004B Perform precision electrical/electronic measurement	4
	MEM18001C Use hand tools	2
	MEM18002B Use power tools/hand held operations	2
	MEM18056B Diagnose and repair analog equipment and components	10
	MEM18065B Diagnose and repair digital equipment and components	10
MEM18060B	Maintain, repair control instrumentation - single and multiple loop control systems	8
	<i>Path: 1 Total Path Weight: 54</i>	
	MEM05001B Perform manual soldering/desoldering – electrical/electronic components	4
	MEM09002B Interpret technical drawing	4
	MEM12004B Perform precision electrical/electronic measurement	4
	MEM12023A Perform engineering measurements	5
	MEM18001C Use hand tools	2

	MEM18002B Use power tools/hand held operations	2
	MEM18054B Fault find, test and calibrate instrumentation systems and equipment	8
	MEM18055B Dismantle, replace and assemble engineering components	3
	MEM18057B Maintain/service analog/digital electronic equipment	6
	MEM18062B Install, maintain and calibrate instrumentation sensors, transmitters and final control elements	8
	<i>Path: 2 Total Path Weight: 48</i>	
	MEM09002B Interpret technical drawing	4
	MEM12002B Perform electrical/electronic measurement	2
	MEM12023A Perform engineering measurements	5
	MEM18001C Use hand tools	2
	MEM18002B Use power tools/hand held operations	2
	MEM18054B Fault find, test and calibrate instrumentation systems and equipment	8
	MEM18055B Dismantle, replace and assemble engineering components	3
	MEM18062B Install, maintain and calibrate instrumentation sensors, transmitters and final control elements	8
	MEM18064B Maintain instrumentation system components	6
MEM18062B	Install, maintain and calibrate instrumentation sensors, transmitters and final control elements	8
	<i>Path: 1 Total Path Weight: 46</i>	
	MEM05001B Perform manual soldering/desoldering – electrical/electronic components	4
	MEM09002B Interpret technical drawing	4
	MEM12004B Perform precision electrical/electronic measurement	4
	MEM12023A Perform engineering measurements	5
	MEM18001C Use hand tools	2

	MEM18002B Use power tools/hand held operations	2
	MEM18054B Fault find, test and calibrate instrumentation systems and equipment	8
	MEM18055B Dismantle, replace and assemble engineering components	3
	MEM18057B Maintain/service analog/digital electronic equipment	6
	<i>Path: 2 Total Path Weight: 40</i>	
	MEM09002B Interpret technical drawing	4
	MEM12002B Perform electrical/electronic measurement	2
	MEM12023A Perform engineering measurements	5
	MEM18001C Use hand tools	2
	MEM18002B Use power tools/hand held operations	2
	MEM18054B Fault find, test and calibrate instrumentation systems and equipment	8
	MEM18055B Dismantle, replace and assemble engineering components	3
	MEM18064B Maintain instrumentation system components	6
MEM18063B	Terminate signal and data cables	4
	<i>Path: 1 Total Path Weight: 21</i>	
	MEM05001B Perform manual soldering/desoldering – electrical/electronic components	4
	MEM09002B Interpret technical drawing	4
	MEM12002B Perform electrical/electronic measurement	2
	MEM12023A Perform engineering measurements	5
	MEM18001C Use hand tools	2
MEM18064B	Maintain instrumentation system components	6
	<i>Path: 1 Total Path Weight: 24</i>	
	MEM09002B Interpret technical drawing	4

	MEM12002B Perform electrical/electronic measurement	2
	MEM12023A Perform engineering measurements	5
	MEM18001C Use hand tools	2
	MEM18002B Use power tools/hand held operations	2
	MEM18055B Dismantle, replace and assemble engineering components	3
MEM18065B	Diagnose and repair digital equipment and components	10
	<i>Path: 1 Total Path Weight: 30</i>	
	MEM05001B Perform manual soldering/desoldering – electrical/electronic components	4
	MEM09002B Interpret technical drawing	4
	MEM12004B Perform precision electrical/electronic measurement	4
	MEM18001C Use hand tools	2
	MEM18057B Maintain/service analog/digital electronic equipment	6
MEM18066B	Diagnose and repair microprocessor-based equipment	6
	<i>Path: 1 Total Path Weight: 41</i>	
	MEM05001B Perform manual soldering/desoldering – electrical/electronic components	4
	MEM09002B Interpret technical drawing	4
	MEM12004B Perform precision electrical/electronic measurement	4
	MEM12023A Perform engineering measurements	5
	MEM18001C Use hand tools	2
	MEM18057B Maintain/service analog/digital electronic equipment	6
	MEM18065B Diagnose and repair digital equipment and components	10
MEM18067B	Tune control loops - multi controller or multi element systems	6
	<i>Path: 1 Total Path Weight: 60</i>	
	MEM05001B Perform manual soldering/desoldering –	4

	electrical/electronic components	
	MEM09002B Interpret technical drawing	4
	MEM12004B Perform precision electrical/electronic measurement	4
	MEM12023A Perform engineering measurements	5
	MEM18001C Use hand tools	2
	MEM18002B Use power tools/hand held operations	2
	MEM18054B Fault find, test and calibrate instrumentation systems and equipment	8
	MEM18055B Dismantle, replace and assemble engineering components	3
	MEM18057B Maintain/service analog/digital electronic equipment	6
	MEM18060B Maintain, repair control instrumentation - single and multiple loop control systems	8
	MEM18062B Install, maintain and calibrate instrumentation sensors, transmitters and final control elements	8
	<i>Path: 2 Total Path Weight: 54</i>	
	MEM09002B Interpret technical drawing	4
	MEM12002B Perform electrical/electronic measurement	2
	MEM12023A Perform engineering measurements	5
	MEM18001C Use hand tools	2
	MEM18002B Use power tools/hand held operations	2
	MEM18054B Fault find, test and calibrate instrumentation systems and equipment	8
	MEM18055B Dismantle, replace and assemble engineering components	3
	MEM18060B Maintain, repair control instrumentation - single and multiple loop control systems	8
	MEM18062B Install, maintain and calibrate instrumentation sensors, transmitters and final control elements	8
	MEM18064B Maintain instrumentation system components	6

MEM18071B	Connect/disconnect fluid conveying system components	2
	<i>Path: 1 Total Path Weight: 6</i>	
	MEM13003B Work safely with industrial chemicals and materials	2
	MEM18001C Use hand tools	2
MEM18072B	Manufacture fluid conveying conductor assemblies	4
	<i>Path: 1 Total Path Weight: 6</i>	
	MEM18001C Use hand tools	2
MEM18086B	Test, recover, evacuate and charge refrigeration systems	4
	<i>Path: 1 Total Path Weight: 20</i>	
	MEM09002B Interpret technical drawing	4
	MEM12023A Perform engineering measurements	5
	MEM18001C Use hand tools	2
	MEM18002B Use power tools/hand held operations	2
	MEM18055B Dismantle, replace and assemble engineering components	3
MEM18087B	Service and repair domestic and light commercial refrigeration and air conditioning equipment	6
	<i>Path: 1 Total Path Weight: 30</i>	
	MEM05006B Perform brazing and/or silver soldering	2
	MEM09002B Interpret technical drawing	4
	MEM12002B Perform electrical/electronic measurement	2
	MEM12023A Perform engineering measurements	5
	MEM18001C Use hand tools	2
	MEM18002B Use power tools/hand held operations	2
	MEM18055B Dismantle, replace and assemble engineering components	3
	MEM18086B Test, recover, evacuate and charge refrigeration systems	4

MEM18088B	Maintain and repair commercial air conditioning systems and components	4
	<i>Path: 1 Total Path Weight: 26</i>	
	MEM09002B Interpret technical drawing	4
	MEM12002B Perform electrical/electronic measurement	2
	MEM12023A Perform engineering measurements	5
	MEM18001C Use hand tools	2
	MEM18002B Use power tools/hand held operations	2
	MEM18055B Dismantle, replace and assemble engineering components	3
	MEM18086B Test, recover, evacuate and charge refrigeration systems	4
MEM18089B	Maintain and repair central air handling systems	6
	<i>Path: 1 Total Path Weight: 34</i>	
	MEM09002B Interpret technical drawing	4
	MEM10002B Terminate and connect electrical wiring	3
	MEM12002B Perform electrical/electronic measurement	2
	MEM12023A Perform engineering measurements	5
	MEM18001C Use hand tools	2
	MEM18002B Use power tools/hand held operations	2
	MEM18049B Disconnect/reconnect fixed wired equipment up to 1000 volts a.c./1500 volts d.c.	3
	MEM18055B Dismantle, replace and assemble engineering components	3
	MEM18086B Test, recover, evacuate and charge refrigeration systems	4
	<i>Path: 2 Total Path Weight: 28</i>	
	MEM09002B Interpret technical drawing	4
	MEM12023A Perform engineering measurements	5
	MEM13007B Maintain water treatment systems for cooling towers	2

	MEM18001C Use hand tools	2
	MEM18002B Use power tools/hand held operations	2
	MEM18055B Dismantle, replace and assemble engineering components	3
	MEM18086B Test, recover, evacuate and charge refrigeration systems	4
MEM18090B	Maintain and repair industrial refrigeration systems and components	6
	<i>Path: 1 Total Path Weight: 40</i>	
	MEM05006B Perform brazing and/or silver soldering	2
	MEM09002B Interpret technical drawing	4
	MEM10002B Terminate and connect electrical wiring	3
	MEM10010B Install pipework and pipework assemblies	4
	MEM12002B Perform electrical/electronic measurement	2
	MEM12023A Perform engineering measurements	5
	MEM18001C Use hand tools	2
	MEM18002B Use power tools/hand held operations	2
	MEM18049B Disconnect/reconnect fixed wired equipment up to 1000 volts a.c./1500 volts d.c.	3
	MEM18055B Dismantle, replace and assemble engineering components	3
	MEM18086B Test, recover, evacuate and charge refrigeration systems	4
MEM18091B	Maintain and repair multi stage, cascade and/or ultra-cold industrial refrigeration systems	4
	<i>Path: 1 Total Path Weight: 38</i>	
	MEM09002B Interpret technical drawing	4
	MEM10002B Terminate and connect electrical wiring	3
	MEM12002B Perform electrical/electronic measurement	2
	MEM12023A Perform engineering measurements	5
	MEM18001C Use hand tools	2

	MEM18002B Use power tools/hand held operations	2
	MEM18049B Disconnect/reconnect fixed wired equipment up to 1000 volts a.c./1500 volts d.c.	3
	MEM18055B Dismantle, replace and assemble engineering components	3
	MEM18086B Test, recover, evacuate and charge refrigeration systems	4
	MEM18087B Service and repair domestic and light commercial refrigeration and air conditioning equipment	6
	<i>Path: 2 Total Path Weight: 38</i>	
	MEM09002B Interpret technical drawing	4
	MEM10002B Terminate and connect electrical wiring	3
	MEM12002B Perform electrical/electronic measurement	2
	MEM12023A Perform engineering measurements	5
	MEM18001C Use hand tools	2
	MEM18002B Use power tools/hand held operations	2
	MEM18049B Disconnect/reconnect fixed wired equipment up to 1000 volts a.c./1500 volts d.c.	3
	MEM18055B Dismantle, replace and assemble engineering components	3
	MEM18086B Test, recover, evacuate and charge refrigeration systems	4
	MEM18090B Maintain and repair industrial refrigeration systems and components	6
	<i>Path: 3 Total Path Weight: 36</i>	
	MEM09002B Interpret technical drawing	4
	MEM10002B Terminate and connect electrical wiring	3
	MEM12002B Perform electrical/electronic measurement	2
	MEM12023A Perform engineering measurements	5
	MEM18001C Use hand tools	2
	MEM18002B Use power tools/hand held operations	2

	MEM18049B Disconnect/reconnect fixed wired equipment up to 1000 volts a.c./1500 volts d.c.	3
	MEM18055B Dismantle, replace and assemble engineering components	3
	MEM18086B Test, recover, evacuate and charge refrigeration systems	4
	MEM18088B Maintain and repair commercial air conditioning systems and components	4
MEM18092B	Maintain and repair commercial and/or industrial refrigeration and/or air conditioning controls	6
	<i>Path: 1 Total Path Weight: 32</i>	
	MEM09002B Interpret technical drawing	4
	MEM12002B Perform electrical/electronic measurement	2
	MEM12023A Perform engineering measurements	5
	MEM18001C Use hand tools	2
	MEM18002B Use power tools/hand held operations	2
	MEM18055B Dismantle, replace and assemble engineering components	3
	MEM18086B Test, recover, evacuate and charge refrigeration systems	4
	MEM18088B Maintain and repair commercial air conditioning systems and components	4
	<i>Path: 2 Total Path Weight: 34</i>	
	MEM09002B Interpret technical drawing	4
	MEM12002B Perform electrical/electronic measurement	2
	MEM12023A Perform engineering measurements	5
	MEM18001C Use hand tools	2
	MEM18002B Use power tools/hand held operations	2
	MEM18055B Dismantle, replace and assemble engineering components	3
	MEM18086B Test, recover, evacuate and charge refrigeration systems	4
	MEM18090B Maintain and repair industrial refrigeration systems and	6

	components	
MEM18094B	Service and repair commercial refrigeration	6
	<i>Path: 1 Total Path Weight: 34</i>	
	MEM09002B Interpret technical drawing	4
	MEM10002B Terminate and connect electrical wiring	3
	MEM12002B Perform electrical/electronic measurement	2
	MEM12023A Perform engineering measurements	5
	MEM18001C Use hand tools	2
	MEM18002B Use power tools/hand held operations	2
	MEM18049B Disconnect/reconnect fixed wired equipment up to 1000 volts a.c./1500 volts d.c.	3
	MEM18055B Dismantle, replace and assemble engineering components	3
	MEM18086B Test, recover, evacuate and charge refrigeration systems	4
MEM18095A	Maintain and repair cooling towers/evaporative condensers and associated equipment	4
	<i>Path: 1 Total Path Weight: 34</i>	
	MEM05006B Perform brazing and/or silver soldering	2
	MEM09002B Interpret technical drawing	4
	MEM12002B Perform electrical/electronic measurement	2
	MEM12023A Perform engineering measurements	5
	MEM18001C Use hand tools	2
	MEM18002B Use power tools/hand held operations	2
	MEM18055B Dismantle, replace and assemble engineering components	3
	MEM18086B Test, recover, evacuate and charge refrigeration systems	4
	MEM18094B Service and repair commercial refrigeration	6
	<i>Path: 2 Total Path Weight: 32</i>	

	MEM05006B Perform brazing and/or silver soldering	2
	MEM09002B Interpret technical drawing	4
	MEM12002B Perform electrical/electronic measurement	2
	MEM12023A Perform engineering measurements	5
	MEM18001C Use hand tools	2
	MEM18002B Use power tools/hand held operations	2
	MEM18055B Dismantle, replace and assemble engineering components	3
	MEM18086B Test, recover, evacuate and charge refrigeration systems	4
	MEM18088B Maintain and repair commercial air conditioning systems and components	4
MEM18096A	Maintain, repair/replace and adjust refrigerant flow controls and associated equipment	6
	<i>Path: 1 Total Path Weight: 28</i>	
	MEM05006B Perform brazing and/or silver soldering	2
	MEM10010B Install pipework and pipework assemblies	4
	MEM12023A Perform engineering measurements	5
	MEM18001C Use hand tools	2
	MEM18002B Use power tools/hand held operations	2
	MEM18055B Dismantle, replace and assemble engineering components	3
	MEM18086B Test, recover, evacuate and charge refrigeration systems	4
MEM18097A	Manufacture cavity dies	8
	<i>Path: 1 Total Path Weight: 73</i>	
	MEM06007B Perform basic incidental heat/quenching, tempering and	2
	MEM07005B Perform general machining	8
	MEM07006B Perform lathe operations	4
	MEM07007B Perform milling operations	4

	MEM07008C Perform grinding operations	4
	MEM09002B Interpret technical drawing	4
	MEM12003B Perform precision mechanical measurement	2
	MEM12006B Mark off/out (general engineering)	4
	MEM12023A Perform engineering measurements	5
	MEM12024A Perform computations (<i>Note this unit has no points in the MSA30309 qualification as it is a mandatory unit.</i>)	-
	MEM18001C Use hand tools	2
	MEM18002B Use power tools/hand held operations	2
	MEM18003C Use tools for precision work	4
	MEM18006B Repair and fit engineering components	6
	MEM18015B Maintain tools and dies	4
	MEM18055B Dismantle, replace and assemble engineering components	3
	MEM30012A Apply mathematical techniques in a manufacturing engineering or related environment	4

Appendix 4: Details of changes LMT07v1.1 to LMT07v3

LMT07v3 – details of changes

Five revised qualifications:

- LMT21510 Certificate II in Dry Cleaning Operations
- LMT31210 Certificate III in Dry Cleaning Operations
- LMT21410 Certificate II in Laundry Operations
- LMT31110 Certificate III in Laundry Operations
- LMT40810 Certificate IV in Laundry Operations and Supervision

New units of competency

Unit code	Unit title
LMTDC2011A	Identify pre- and post-spotting requirements

LMTDC2012A	Conduct safe handling of dry cleaning chemicals and solvents
LMTDC3003A	Perform spotting function in dry cleaning operations

Additional imported unit

MSAPMSUP382B	Provide coaching/mentoring in the workplace
--------------	---

LMT41007 Certificate IV in Applied Fashion Design and Technology

Importation allowance increased from 3 to 4 units.

Wording changed to include units imported from "this Training Package and accredited courses".

Headings for unit groups changed to **Core** and **Group A, B or C**.

LMT07 Version 2 – details of change

Addition of one new qualification (LMT31909 Certificate III in Engineering – TCF Mechanic). The qualification accesses 20 existing LMT units and 279 units imported from MEM05 (253 of these units are additional to the 26 MEM units already imported to existing LMT qualifications).

LMT07 Version 1.2 – detail of corrections

Mapping of LMT00v2 to LMT07

- Unit coded LMTGN4013A replaces LMTPRHL13A
- Unit coded LMTTGN5008A should be LMTGN5008A (one T)
- Unit coded LMTLG2002A replaces LMTPLRG04AA and BA.

Typographical errors in packaging rules

LMT11107 Certificate I in Textiles, Clothing and Footwear

- Title of unit coded LMTCL2003B corrected.

LMT20407 Certificate II in cotton ginning

- Units LMTGN2004, LMTGN2008 and LMTGN2009 changed to "B" codes.

LMT21507 Certificate II in Dry Cleaning Operations

- Error in packaging rules.
- Total required = 12, made up of:
- Group 1 = 7 units
- Group 2 = three specialist units
- Group 3 = 2 units

LMT21707 Certificate II in Applied Fashion Design and Technology

Units to be selected from Groups 1 and 2 (there is no Group 3).

LMT30507 Certificate III in Clothing Production

Mandatory unit coded LMTCL2003B removed from Group 2C

LMT31207 Certificate III in Dry Cleaning Operations

Mandatory unit LMTDC2004A removed from Group 2B

LMT40207 Certificate IV in Cotton Ginning

Error in packaging rules.

Total required = 26, made up of:

- Group 1 = 17 units
- **Group 2 = 5 specialist units**
- Group 3 = 4 units

Unit coded LMTGN4010A – changed to a "B" code.

LMT40407 Certificate IV in Custom made footwear

Unit coded LMTFP2001B removed from Group 2D

LMT40707 Certificate IV in Millinery and LMT40207 Certificate IV in Cotton Ginning

Unit coded Unit LMTGN4010B should have an "A" code.

LMT40807 Certificate IV in Laundry Operations and Supervision

Error in packaging rules.

Total required = 24 units, made up of:

- Group 1 = 9 units
- Group 2 = 11 units
- **Group 3 = 4 units**

Mandatory unit LMTLA2003A removed from Group 2A

LMT41207 Certificate IV in Fashion and Textiles

Error in packaging rules. Layout revised to clarify.

Total required = 24 units, made up of

- Group 1 = 9
- **Group 2 = 12 (6 from 2A and 6 from 2B)**
- Group 3 = 3

LMT50307 Diploma of Applied Fashion Design and Technology

Mandatory units LMTCL2010B, LMTCL2011B, LMTFD2005B removed from Group 2C.

LMT50507 Diploma of Textile Design and Development

Following units do not have prerequisites – LMTTD5004A and LMTTD5005A (indicator P removed)

LMT60207 Advanced Diploma of Medical Grade Footwear

Unit of competency mistakenly omitted from Group 2 – *LMTMF6003A Research and evaluate medical grade footwear conditions, processes and products*

LMT60307 Advanced Diploma of Applied Fashion Design and Technology

Error in packaging rules.

Total required = 44, made up of:

- Group 1 = 14
- Group 2 = 26
- Group 3 = 4

Mandatory units LMTCL2010B, LMTCL2011B, LMTFD2005B removed from Group 2.

LMT60407 Advanced Diploma of Fashion and Textiles Merchandising

Unit coded LMTFD6009A changed to a "B" version.

LMT07 Version 1.1 – detail of corrections

LMT20207 and LMT30107 packaging rules corrected: *at least two units must be from Group 2A in both certificates (not five).*

Unit title corrected: *LMTTD4005A Produce screen printed textiles.*

LMT20107, LMT20207 and LMT30107 packaging rules - *LMTGN2014B Operate load shifting equipment replaced with MEM11010B Operate mobile load shifting equipment.*