



Australian Government

AVI08 Aviation Training Package

Release: 5.0

CONTENTS

Preliminary Information	28
Summary Mapping AVI08 Aviation Training Package Release 5.0	48
Summary of AQF Qualifications in AVI08 Aviation Training Package Release 5.0.....	59
Summary of Units of Competency in AVI08 Aviation Training Package Release 5.0.....	61
Summary of Imported Units in AVI08 Aviation Training Package Release 5.0	71
Overview of Training Packages	80
Qualifications Framework.....	85
Assessment Guidelines.....	92
Competency Standards	106
The AVI08 Aviation Training Package (Version 5).....	112
Qualifications Pathways	116
Skill Sets.....	127
Glossary.....	128

Modification History

Version Modification History for AVI08 Aviation Training Package

Name	Version	Release Date	Comments
AVI08	5.0	23 December 2013	<p>ISC Upgrade</p> <p>The following changes have been undertaken in the AVI08 Aviation Training Package:</p> <p>2 new Skill Sets have been added:</p> <p>AVISS00029 Maintain security awareness and vigilance in the aviation workplace Skill Set</p> <p>AVISS00030 Remotely Piloted Aircraft (RPA) Observer Skill Set</p>
AVI08	5.0	23 December 2013	<p>The following changes have been undertaken in this version of the AVI08 Aviation Training Package:</p> <p>4 new qualifications have been added:</p> <p>AVI20613 Certificate II in Aviation Transport Protection (Passenger/Non-Passenger Screener)</p> <p>AVI20713 Certificate II in Aviation Transport Protection (Checked Baggage Screener)</p> <p>AVI30713 Certificate III in Aviation (Aerodrome Operations)</p> <p>AVI30813 Certificate III in Aviation (Remote Pilot – Visual Line of Sight)</p> <p>2 qualifications have been superseded:</p> <p>AVI20512 Certificate II in Aviation Transport</p>

			Protection
			AVI30612 Certificate III in Aviation (Remote Pilot)
			3 Skill Sets have been significantly revised:
			AVISS00026 Aerodrome Reporting Officer Skill Set
			AVISS00027 Aerodrome Works Safety Officer working with a Method of Works Plan (MOWP) Skill Set
			AVISS00028 Aerodrome Works Safety Officer working on Time Limited Works (TLW) Skill Set
			3 Skill Sets have been superseded:
			AVISS00002 Aerodrome Reporting Officer Skill Set
			AVISS00003 Aerodrome Works Safety Officer working on Time Limited Works (TLW) Skill Set
			AVISS00004 Aerodrome Works Safety Officer working with a Method of Works Plan (MOWP) Skill Set
			19 units have been newly developed :
			AVIB3005A Inspect and report on aerodrome serviceability
			AVIB3006A Inspect and report on serviceability of aerodrome lighting systems
			AVIB3007A Inspect and report on Obstacle Limitation Surfaces
			AVIE3007A Maintain remote pilot aircraft systems (RPAS) aeronautical radio communications

			<p>AVIF3012A Apply relevant laws and regulations to the operation of an aerodrome</p> <p>AVIF3023A Apply regulations and policies during remote pilot aircraft systems (RPAS) operations</p> <p>AVIF3025A Facilitate the safety of aerodrome works and works site access</p> <p>AVIF3026A Facilitate an aerodrome emergency response</p> <p>AVIH3019A Navigate remote pilot aircraft (RPA)</p> <p>AVIO3001A Monitor airside access and airside driving</p> <p>AVIW3037A Manage remote pilot aircraft systems (RPAS) pre- and post-flight actions</p> <p>AVIW3038A Operate and manage remote pilot aircraft systems (RPAS)</p> <p>AVIY3073A Control remote pilot aircraft (RPA) on the ground</p> <p>AVIY3074A Launch remote pilot aircraft (RPA)</p> <p>AVIY3075A Control remote pilot aircraft systems (RPAS) in normal flight</p> <p>AVIY3076A Recover remote pilot aircraft (RPA)</p> <p>AVIY3077A Manage remote pilot aircraft systems (RPAS) in abnormal flight situations</p> <p>AVIY3078A Manage remote pilot aircraft systems (RPAS) energy source requirements</p> <p>AVIZ3052A Apply situational awareness in remote pilot aircraft systems (RPAS) operations</p> <p>14 units have been significantly revised:</p> <p>AVIE2005B Conduct radio procedures in the aviation airport environment</p>
--	--	--	---

			<p>AVIF2020B Employ fatigue management practices in the aviation workplace</p> <p>AVIF3021B Manage human factors in remote pilot aircraft systems (RPAS) operations</p> <p>AVIG2002B Work effectively in the aviation industry</p> <p>AVII3011C Provide quality customer service</p> <p>AVIK2001B Use computers in the aviation screening workplace</p> <p>AVIO2004B Conduct frisk search of persons</p> <p>AVIO2005B Conduct screening using Explosive Trace Detection (ETD)</p> <p>AVIO2006B Control access to and exit from an airside security zone or landside security zone at an airport</p> <p>AVIO2007B Establish and maintain a sterile area at an airport</p> <p>AVIO2009B Screen articles by interpreting X-ray images</p> <p>AVIO2010B Screen articles to enter an airside security zone or landside security zone</p> <p>AVIO2011B Screen people to enter an airside security zone or landside security zone</p> <p>AVIZ2050B Maintain security awareness and vigilance in the aviation workplace</p> <p>The following imported units have been added:</p> <p>BSBRK401A Identify risk and apply risk management processes</p> <p>BSBSUS201A Participate in environmentally sustainable</p>
--	--	--	--

			work practices																						
			The following imported units have been updated: BSBWOR301B Organise personal work priorities and development																						
AVI08	4	16 July 2012	<p>The following changes have been undertaken in this version of the AVI08 Aviation Training Package:</p> <p>37 new units have been added</p> <table><tr><td>AVIE2005A</td><td>Conduct radio procedures in the aviation airport environment</td></tr><tr><td>AVIE3006A</td><td>Maintain remote pilot aircraft systems (RPAS) aeronautical radio communications</td></tr><tr><td>AVIF2020A</td><td>Employ fatigue management practices in the aviation workplace</td></tr><tr><td>AVIF2023A</td><td>Follow occupational health and safety procedures</td></tr><tr><td>AVIF2024A</td><td>Conduct housekeeping activities</td></tr><tr><td>AVIF3021A</td><td>Manage human factors in remote pilot aircraft systems (RPAS) operations</td></tr><tr><td>AVIF3022A</td><td>Apply regulations and policies during remote pilot aircraft systems (RPAS) operations</td></tr><tr><td>AVIG2002A</td><td>Work effectively in the aviation industry</td></tr><tr><td>AVIG2003A</td><td>Work in a socially diverse environment</td></tr><tr><td>AVIH3018A</td><td>Navigate remote pilot aircraft (RPA)</td></tr><tr><td>AVIK2001A</td><td>Use computers in the aviation screening workplace</td></tr></table>	AVIE2005A	Conduct radio procedures in the aviation airport environment	AVIE3006A	Maintain remote pilot aircraft systems (RPAS) aeronautical radio communications	AVIF2020A	Employ fatigue management practices in the aviation workplace	AVIF2023A	Follow occupational health and safety procedures	AVIF2024A	Conduct housekeeping activities	AVIF3021A	Manage human factors in remote pilot aircraft systems (RPAS) operations	AVIF3022A	Apply regulations and policies during remote pilot aircraft systems (RPAS) operations	AVIG2002A	Work effectively in the aviation industry	AVIG2003A	Work in a socially diverse environment	AVIH3018A	Navigate remote pilot aircraft (RPA)	AVIK2001A	Use computers in the aviation screening workplace
AVIE2005A	Conduct radio procedures in the aviation airport environment																								
AVIE3006A	Maintain remote pilot aircraft systems (RPAS) aeronautical radio communications																								
AVIF2020A	Employ fatigue management practices in the aviation workplace																								
AVIF2023A	Follow occupational health and safety procedures																								
AVIF2024A	Conduct housekeeping activities																								
AVIF3021A	Manage human factors in remote pilot aircraft systems (RPAS) operations																								
AVIF3022A	Apply regulations and policies during remote pilot aircraft systems (RPAS) operations																								
AVIG2002A	Work effectively in the aviation industry																								
AVIG2003A	Work in a socially diverse environment																								
AVIH3018A	Navigate remote pilot aircraft (RPA)																								
AVIK2001A	Use computers in the aviation screening workplace																								

			AVIK3002A	Use infotechnology devices in the workplace
			AVIL2005A	Complete routine administrative tasks
			AVIL2006A	Promote effective workplace practice
			AVIO2004A	Conduct frisk search of persons
			AVIO2005A	Conduct screening using Explosive Trace Detection (ETD)
			AVIO2006A	Control access to and exit from an airside security zone or landside security zone at an airport
			AVIO2007A	Establish and maintain a sterile area at an airport
			AVIO2008A	Manage the flow of items for screening by X-ray screening equipment
			AVIO2009A	Screen articles by interpreting X-ray images
			AVIO2010A	Screen articles to enter an airside security zone or landside security zone
			AVIO2011A	Screen people to enter an airside security zone or landside security zone
			AVIO2012A	Follow security procedures
			AVIO2013A	Undertake emergency response action to a security threat
			AVIO2014A	Manage disruptive and/or unlawful behaviour
			AVIO2015A	Apply and monitor workplace security procedures
			AVIP2001A	Capture records into a records keeping system

			AVIW3035A	Manage remote pilot aircraft systems (RPAS) pre- and post-flight actions
			AVIW3036A	Operate and manage remote pilot aircraft systems (RPAS)
			AVIY3067A	Control remote pilot aircraft (RPA) on the ground
			AVIY3068A	Launch remote pilot aircraft (RPA)
			AVIY3069A	Control remote pilot aircraft systems (RPAS) in normal flight
			AVIY3070A	Recover remote pilot aircraft (RPA)
			AVIY3071A	Manage remote pilot aircraft systems (RPAS) in abnormal flight situations
			AVIY3072A	Manage remote pilot aircraft systems (RPAS) energy source
			AVIZ2050A	Maintain security awareness and vigilance in the aviation workplace
			AVIZ3051A	Manage situation awareness in remote pilot aircraft systems (RPAS) operations
			1 existing unit has been revised AVII3011B	Provide quality customer service
			20 new imported units have been added CPPSEC1007A	Apply walk through metal detection procedures
			CPPSEC1008A	Apply hand-held metal detection procedures
			CPPSEC2001A	Communicate effectively in the security industry

			CPPSEC2002A	Follow workplace safety procedures in the security industry
			CPPSEC2004A	Respond to security risk situation
			CPPSEC2012A	Monitor and control individual and crowd behaviour
			CPPSEC2014A	Operate basic security equipment
			CPPSEC2015A	Patrol premises
			CPPSEC2018A	Monitor electronic reporting facility
			CPPSEC3001A	Maintain workplace safety in the security industry
			CPPSEC3002A	Manage conflict through negotiation
			CPPSEC3003A	Determine response to security risk situation
			CPPSEC3005A	Prepare and present security documentation and reports
			CPPSEC3007A	Maintain security of environment
			CPPSEC3017A	Plan and conduct evacuation of premises
			CPPSEC3019A	Operate specialised security equipment
			CPPSEC3020A	Monitor security from control room
			TLIB2029B	Use and maintain minor mechanical equipment
			TLIC1051A	Operate commercial vehicle
			TLID2003A	Handle dangerous goods/hazardous substances
			6 new Skill Sets have been added	
			AVI08 Aerodrome Reporting Officer Skill Set	

			AVI08 Aerodrome Works Safety Officer working with a Method of Works Plan (MOWP) Skill Set	
			AVI08 Aerodrome Works Safety Officer working on Time Limited Works Skill Set	
			AVI08 Notice to Airmen Skill Set	
			AVI08 Handle Dangerous Goods/Hazardous Substances Skill Set	
			AVI08 Use and Maintain Minor Mechanical Equipment Skill Set	
			1 current Skill Set amended AVI08 Night Visual Flight Rules (NVFR) Skill Set amended to accurately reflect unit code AVIY50224A	
			2 new qualifications have been added	
			AVI20512 AVI30612	Certificate II in Aviation Transport Protection Certificate III in Aviation (Remote Pilot)
AVI08	3.1	November 2010	The following changes have been undertaken in this version of the AVI08 Aviation Training Package:	

			<p>The title of the following Qualification has been altered:</p> <table><tr><td>AVI50510</td><td>Diploma of Aviation (Grade 2 Flight Instructor)</td></tr></table> <p>To become;</p> <table><tr><td>AVI50510</td><td>Diploma of Aviation (Flight Instructor)</td></tr></table> <p>The following Skill Sets have been removed: Grade 1 Flight Instructor Skill Set Grade 3 Flight Instructor Skill Set</p>	AVI50510	Diploma of Aviation (Grade 2 Flight Instructor)	AVI50510	Diploma of Aviation (Flight Instructor)						
AVI50510	Diploma of Aviation (Grade 2 Flight Instructor)												
AVI50510	Diploma of Aviation (Flight Instructor)												
AVI08	3	April 2010	<p>The following changes have been undertaken in this new Version of the AVI08 Aviation Training Package:</p> <p>All codes have been updated to reflect current Training Package Development Handbook Policy.</p> <p>All TLI07 units affiliated with this Training Package are now listed as imported units. They have remained available within Volume II of this Training Package.</p> <p>The field codes within the Training Package have been updated and the following changes have been made:</p> <table><tr><th>Old field code</th><th>New field code</th></tr><tr><td>M – Training</td><td>M – Training and Assessment</td></tr><tr><td>N – Assessment</td><td>N – Leadership and Supervision</td></tr><tr><td>W – Carrying out Operations on Equipment and Systems</td><td>W – Equipment and Systems Operations</td></tr><tr><td>Y – Control Aircraft and</td><td>Y – Aircraft Operation</td></tr></table>	Old field code	New field code	M – Training	M – Training and Assessment	N – Assessment	N – Leadership and Supervision	W – Carrying out Operations on Equipment and Systems	W – Equipment and Systems Operations	Y – Control Aircraft and	Y – Aircraft Operation
Old field code	New field code												
M – Training	M – Training and Assessment												
N – Assessment	N – Leadership and Supervision												
W – Carrying out Operations on Equipment and Systems	W – Equipment and Systems Operations												
Y – Control Aircraft and	Y – Aircraft Operation												

			Traffic Management	and Traffic Management
			7 new units have been added	
			AVID2006A	Load and secure aviation freight and baggage
			AVID2007A	Unload aviation freight and baggage
			AVIF2019A	Work in aircraft confined spaces
			AVIM5005A	Conduct training for the issue of an endorsement
			AVIM6006A	Deliver operational flight management training
			AVIM5008A	Conduct flight review
			AVIN6003A	Manage flight training
			1 existing unit has been revised	
			AVII2003C	Carry out beverage service on an aircraft
			1 existing unit has been edited	
			AVIY3052A	Conduct Helicopter Landing Site and Unprepared Helicopter Landing Site operations
			The following unit has been realigned to a new field	
			AVIM5007A	Conduct pre-assessment
			38 new imported units have been added	
			BSBAUD402B	Participate in a quality audit

			BSBCMM301A	Process customer complaints
			BSBFIM501A	Manage budgets and financial plans
			BSBLED401A	Develop teams and individuals
			BSBMGT502A	Manage people performance
			BSBMKG501B	Identify and evaluate marketing opportunities
			BSBRKG502B	Manage and monitor business or records systems
			BSBWOR502A	Ensure team effectiveness
			BSBWRK509A	Manage industrial relations
			CHCCAR501B	Conduct career guidance interview
			TAAASS501B	Lead and coordinate assessment systems and services
			TAACMQ501B	Develop training and/or assessment organisational policies & procedures
			TAACMQ503B	Lead and conduct training and/or assessment evaluations
			TAACMQ504B	Determine and manage scope of training and/or assessment services
			TAACMQ505B	Lead a team to foster innovation
			TAADEL503B	Provide advanced facilitation to support learning
			TAADEL504B	Lead and coordinate

				training services
			TAADES501B	Design and develop learning strategies
			TAADES502B	Design and develop learning resources
			TAAENV501B	Maintain and enhance professional practice
			TAATAS502B	Prepare a tender bid
			TAATAS503B	Manage contracted work
			TAATAS504B	Facilitate group processes
			TAEASS401A	Plan assessment activities and processes
			TAEASS402A	Assess competence
			TAEASS403A	Participate in assessment validation
			TAEASS502A	Design and develop assessment tools
			TAEDEL301A	Provide work skill instruction
			TAEDEL401A	Plan, organise and deliver group-based learning
			TAEDEL402A	Plan, organise and facilitate learning in the workplace
			TAEDES401A	Design and develop learning programs
			TAEDES402A	Use training packages and accredited courses to meet client needs
			TAELLN401A	Address adult language, literacy and numeracy skills
			TAESUS501A	Analyse and apply sustainability skills to

				learning programs
			TLIC707C	Operate vehicle carrying special loads
			TLIF6307A	Administer the implementation of fatigue management strategies
			TLIF6407A	Manage fatigue management policy and procedures
			TLIU607B	Conduct environmental audits
			1 unit has been deleted	
			AVI2D208B	Load and secure aviation freight
			2 imported units have been removed	
			HLTCPR201A	Perform CPR
			TAADEL301C	Provide training through instruction and demonstration of work skills
			2 new Skill Sets have been added	
			Manual Handle Freight/Baggage in Aircraft Cargo Hold Confined Spaces Skill Set	
			Grade 1 Flight Instructor Skill Set	
			2 existing Skill Sets have been revised	
			Aviation Operator Skill Set	
			Grade 3 Flight Instructor Skill Set	

		2 new qualifications have been added	
		AVI50510	Diploma of Aviation (Grade 2 Flight Instructor)
		AVI60110	Advanced Diploma of Aviation (Flight Instruction)
		2 existing qualifications have been updated	
		AVI30510	Certificate III in Aviation (Rescue Crewman)
		AVI40610	Certificate IV in Aviation (Aircrewman)
		The following qualifications have had units added to their elective unit list:	
		AVI10108 Certificate I in Aviation (Foundation Skills)	
		4 existing imported units	
		PRMCL04B	Maintain a carpeted floor
		PRMCL17B	Clean a wet area
		PRMCL37A	Clean external surfaces
		PRMCL38A	Clean a food handling area
		AVI20208 Certificate II in Aviation (Flight Operations)	
		1 new AVI units	
		AVID2006A	Load and secure aviation freight and baggage
		AVI20408 Certificate II in Aviation (Ground Operations and Service)	
		3 new AVI units	
		AVID2006A	Load and secure aviation freight

				and baggage
			AVID2007A	Unload aviation freight and baggage
			AVIF2019A	Work in aircraft confined spaces
			1 new imported unit	
			BSBCMM301A	Process customer complaints
			3 existing AVI units	
			AVIC2001A	Drive on the airside
			AVIF2012A	Monitor the transfer of hazardous materials
			AVIO2001A	Use firearms on an aerodrome to control wildlife hazards
			AVI30408 Certificate III in Aviation (Ground Operations and Service)	
			1 new imported unit	
			TLIC707C	Operate vehicle carrying special loads
			2 existing AVI units	
			AVIW3021A	Coordinate aircraft ground operations
			AVIW3023A	Implement wildlife hazard control measures
			2 existing imported units	
			TLIJ207C	Apply quality systems
			SITTTSL015A	Construct advanced international airfares
			AVI40408 Certificate IV in Aviation (Ground Operations and Service)	
			3 new imported units	

			TLIF6307A	Administer the implementation of fatigue management strategies
			TLIF6407A	Manage fatigue management policy and procedures
			TLIU607B	Conduct environmental audits
			3 existing AVI units	
			AVIC4002A	Administer airside driving
			AVIO4003A	Implement airside access
			AVIW5022A	Coordinate the removal of disabled aircraft
			2 existing imported units	
			HLTFA402B	Apply advanced first aid
			BSBMGT401A	Show leadership in the workplace
			AVI40508 Certificate IV in Aviation (Leadership and Supervision)	
			1 existing imported unit	
			HLTFA402B	Apply advanced first aid
AVI08	2	April 2009	Category II change The following changes have been undertaken in this new Version of AVI08 Aviation Training Package: 27 new units have been added	
			AVIF214A	Undertake aircraft underwater escape and survival
			AVIF215A	Utilise emergency breathing system
			AVIF316A	Marshal aircraft
			TLILIC108A	Licence to operate a forklift truck

			AVIM501A	Operate a simulator
			AVIM502A	Conduct aeronautical knowledge training
			AVIM503A	Conduct flight training
			AVIM504A	Facilitate training in a synthetic environment
			AVIN501A	Conduct pre-assessment
			AVIW229A	Operate aircraft refuelling nozzle
			AVIW230A	Be airborne extracted by suspended rope
			AVIW231A	Be airborne extracted using suspended extraction equipment
			AVIW232A	Fast rope from a helicopter
			AVIW233A	Rappel from a helicopter
			AVIW434A	Supervise aircraft refuelling
			AVIY455A	Conduct airborne extraction operations
			AVIY456A	Conduct airborne rappelling operations
			AVIY457A	Perform helicopter deck landing operations
			AVIY458A	Pilot a helicopter during external load operations
			AVIY459A	Pilot a helicopter during roping operations
			AVIY460A	Pilot a helicopter during winching operations
			AVIY461A	Perform aerobatic manoeuvres

			AVIY462A	Perform an aerobatic sequence
			AVIY463A	Perform close formation flight
			AVIY464A	Lead an aircraft formation flight
			AVIY565A	Operate a multi-engine helicopter
			AVIY466A	Control aircraft in advanced flight manoeuvres
		1 new imported unit has been added		
			TAADEL301C	Provide training through instruction and demonstration of work skills
		1 imported unit has been removed		
			PMAOHS214B	Undertake helicopter safety and escape
		15 new Skill Sets have been added		
		Airborne Rappelling Skill Set		
		Airborne Recovery Skill Set		
		Aircraft Underwater Escape Skill Set		
		Emergency Breathing System Skill Set		
		Simulator Operator Skill Set		
		Simulator Trainer Skill Set		
		Simulator Operator/Trainer Skill Set		
		Airborne Rappelling Supervisor Skill Set		
		Aerobatic Pilot Skill Set		

			<p>Formation Pilot Skill Set</p> <p>Night Visual Flight Rules (NVFR) Pilot Skill Set</p> <p>Marine Transfer Pilot Skill Set</p> <p>External Load Pilot Skill Set</p> <p>Rappelling and Winching Pilot Skill Set</p> <p>Grade 3 Flight Instructor Skill Set</p>
			<p>7 qualifications have been revised</p> <p>6 new elective units added to AVI20208 Certificate II in Aviation (Flight Operations)</p> <p>1 new elective unit has been added to AVI20408 Certificate II in Aviation (Ground Operations and Service)</p> <p>1 new elective unit has been added to AVI30208 Certificate III in Aviation (Flight Operations)</p> <p>1 new elective unit has been added to AVI30408 Certificate III in Aviation (Ground Operations and Service)</p> <p>1 new elective unit has been added to AVI40408 Certificate IV in Aviation (Ground Operations and Service)</p> <p>1 new elective unit has been added to AVI40508 Certificate IV in Aviation (Leadership and Supervision)</p> <p>1 new optional unit has been added AVI50408 Diploma of Aviation (Instrument Flight Operations)</p> <p>2 qualification have been updated</p> <p>1 new core unit – to replace PMAOHS214B – and 3 new elective units have been added to AVI40609 Certificate IV in Aviation (Aircrewman). 2 existing core/mandatory units have been moved to the elective unit list. Qualification code has been updated from</p>

			<div>AVI40608.</div> <div>1 new core unit – to replace PMAOHS214B – and 1 new optional unit has been added to AVI30509 Certificate III in Aviation (Rescue Crewman). Qualification code has been updated from AVI30508.</div>				
AVI08	1	April 2008	<div>Reviewed Training Package</div> <div>Primary Release is the first release of the Aviation Training Package AVI08</div> <table><tr><td>Aerodrome reporting officers/Airside workers</td><td>Development of 8 new competency units</td></tr><tr><td>Research and analysis of units in the areas of air</td><td>Research and analysis proved that development</td></tr></table>	Aerodrome reporting officers/Airside workers	Development of 8 new competency units	Research and analysis of units in the areas of air	Research and analysis proved that development
Aerodrome reporting officers/Airside workers	Development of 8 new competency units						
Research and analysis of units in the areas of air	Research and analysis proved that development						

			marshals, air marshalling, weather, aircraft washing and deicing for possible inclusion into the Training Package	of units should not be a priority at this point in time. May be considered again in light of Defence engagement under continuous review
			Inclusion of 10 additional units from TLI07	Units accessed for inclusion in AVI08
			Inclusion of 5 Asset Maintenance units from CPSISC	Asset Maintenance Training Package was endorsed in December 2007 and units have been included in this Training Package.
			Development of revised Diploma for Air Traffic Control	Diploma established
			Development of Diploma for Instrument Ratings	Diploma established
			Category 2 change for CPL and HPL	Cat 2 change endorsed in 2007
			CPL & HPL units	Requirement to review units post Cat 2 change to align with CASA's reviewed Manual of Standards (MOS)
			Helicopters	Development of 2 additional qualifications for: Rescue crewman, and Aircrewman Add 2 Skill Sets: Night Aided Vision Aviation Operations Skill Set Helicopter Wireman Skill Set
			Certificate IV	Development of additional qualification

				for: Certificate IV in Aviation (Leadership and Supervision) as well as an identified Skill Set for Supervisory Cabin Crew
			Review of first aid units	Reviewed first aid units aligned with various occupational roles and included in AVI08
			Development of 4 new units for Cabin Crew	New units drafted, developed and validated and embedded into Training Package
			Mapping of ATC units	Mapping of revised Air Traffic Control units to CASR Part 65 in order to satisfy compliance on behalf of CASA and Airservices Australia
			Revision of all competencies to ensure suitability across commercial and defence realms	In late 2007, DFA went from an observer of the process to an active participant, thereby requiring all standards be revisited to ensure applicability across both civilian and military regulatory realms
			Changes to documentation in alignment with Training Package Development Handbook	The Training Package Development Handbook changed in May, August and September 2007, resulting in changes to the Volume 1 document and to each unit requiring a licensing statement
			Changes to codes and insertion of AQF descriptor	Completed
			Development and	This work has been

			validation of Aviation Operator – Helicopter Skill Set	completed and validated
			Development and validation of Night Flying Rules Skill Set	Night Flying Rules – work completed
TDA03	2	April 2007	Category 2 change Title and qualification requirement changes to an existing Aviation qualification: Licensed qualification Change: AVI40203A Certificate IV in Transport & Distribution – Aviation Flight Operations To: AVI40107 Certificate IV in Aviation Operations (Commercial Pilot Aeroplane Licence) and AVI40207 Certificate IV in Aviation Operations (Commercial Pilot Helicopter Licence) Reduces the requirements for completion from twenty eight (28) to fifteen (15) units. The fifteen (15) units are all placed at level IV Removes the thirteen (13) Cert 1–Cert III level units from the qualification which do not contribute to occupational outcomes for commercial pilots	
TDA03	1	March 2003	Primary Release	

Copyright Statement

© 2013 Commonwealth of Australia.



With the exception of the Commonwealth Coat of Arms, the Department's logo, any material protected by a trade mark and where otherwise noted, all material presented in this document is provided under a Creative Commons Attribution-Non Commercial Works 3.0 Australia licence.

You are free:

- to copy, distribute, display, and perform the work
- to make commercial use of the work

Under the following conditions:

- Attribution - You must give the original author credit.
- No Derivative Works - You may not alter, transform, or build upon this work.

Special Conditions (Waiver)

For the sake of clarity, where the license refers to "the work", in addition to meaning the work in its entirety this term shall also mean "extracts of the work". Extracts of the work carry with it the respective licence, and is thus "partitioned".

The details of the relevant licence conditions are available on the Creative Commons website (www.creativecommons.org.au) as is the full legal code. The document must be attributed as the AVI08 Aviation Training Package Release 5.0.

Disclaimer

This work is the result of wide consultations with Australian industry participants. It is a collaborative view and does not necessarily represent the view of Department of Industry or any specific body. For the sake of brevity it may omit factors which could be pertinent in particular cases.

While care has been taken in the preparation of this Training Package, Department of Industry and the original developer do not warrant that any licensing or registration requirements specified here are either complete or up-to-date for your State or Territory. Department of Industry and the original developer do not accept any liability for any damage or loss (including indirect and consequential loss) incurred by any person as a result of relying on the information contained in this Training Package.

The Commonwealth, through the Department of Industry, does not accept any liability to any person for the information or advice (or the use of such information or advice) which is provided in this material or incorporated into it by reference. The information is provided on the basis that all persons accessing this material undertake responsibility for assessing the relevance and accuracy of its content. No liability is accepted for any information or services which may appear in any other format. No responsibility is taken for any information or services which may appear on any linked websites.

Published by: Transport & Logistics Industry Skills Council
Release Date: <23 December 2013>

Preliminary Information

Important Note to Users

Training Packages are not static documents; they are amended periodically to reflect the latest industry practices and are version controlled. It is essential that the latest version is always used.

Check the version number before commencing training or assessment

This Training Package is Version 5 – check whether this is the latest version by going to training.gov.au (<http://training.gov.au>) and locating information about the Training Package. Alternatively, contact the Transport and Logistics Industry Skills Council on (www.tlisc.org.au) to confirm the latest version number.

Explanation of version number conventions

The primary release Training Package is Version 1. When changes are made to a Training Package, sometimes the version number is changed and sometimes it is not, depending on the extent of the change. When a Training Package is reviewed it is considered to be a new Training Package for the purposes of version control, and is Version 1. Do not confuse the version number with the Training Package's national code (which remains the same during its period of endorsement).

Explanation of the review date

The review date (shown on the title page and in the footer of each page) indicates when the Training Package is expected to be reviewed in the light of changes such as changing technologies and circumstances. The review date is not an expiry date. Endorsed Training Packages and their components remain current until they are reviewed or replaced.

Table 1: Summary of AQF Qualifications in AVI08 Aviation Training Package (Version 5)

This table lists all of the qualifications in the AVI08 Aviation Training Package (Version 5).

Code	National qualification title
AQF1	
AVI10108	Certificate I in Aviation (Foundation Skills)
AQF2	
AVI20208	Certificate II in Aviation (Flight Operations)
AVI20408	Certificate II in Aviation (Ground Operations and Service)
AVI20613	Certificate II in Aviation Transport Protection (Passenger/Non-Passenger Screener)
AVI20713	Certificate II in Aviation Transport Protection (Checked Baggage Screener)

Code	National qualification title
AQF3	
AVI30208	Certificate III in Aviation (Flight Operations)
AVI30408	Certificate III in Aviation (Ground Operations and Service)
AVI30510	Certificate III in Aviation (Rescue Crewman)
AVI30713	Certificate III in Aviation (Aerodrome Operations)
AVI30813	Certificate III in Aviation (Remote Pilot – Visual Line of Sight)
AQF4	
AVI40108	Certificate IV in Aviation (Commercial Pilot Aeroplane Licence)
AVI40208	Certificate IV in Aviation (Commercial Pilot Helicopter Licence)
AVI40408	Certificate IV in Aviation (Ground Operations and Service)
AVI40508	Certificate IV in Aviation (Leadership and Supervision)
AVI40610	Certificate IV in Aviation (Aircrewman)
AQF5	
AVI50308	Diploma of Aviation (Air Traffic Control)
AVI50408	Diploma of Aviation (Instrument Flight Operations)
AVI50510	Diploma of Aviation (Flight Instructor)
AQF6	
AVI60110	Advanced Diploma of Aviation (Flight Instruction)

Table 2: Summary of Units of Competency in AVI08 Aviation Training (Package Version 4)

The AVI08 Aviation Training Package units of competency listed below are presented in field order and include the Australian Qualifications Framework (AQF) for each unit. Note there are no prerequisites for any AVI units of competency.

For each unit in the table, the AQF level at which it is normally packaged is indicated. Where a unit is packaged at different AQF levels, the lowest level is shown as its nominal level.

Code	Title	AQF
------	-------	-----

Code	Title	AQF
A Handling Cargo/Stock		
AVIA3001B	Package dangerous goods for air transport	3
B Equipment Checking and Maintenance		
AVIB3003C	Inspect and report on the Obstacle Limitation Surfaces	3
AVIB3004B	Manage and carry out pre- and post-flight cabin checks	3
AVIB3005A	Inspect and report on aerodrome serviceability	3
AVIB3006A	Inspect and report on serviceability of aerodrome lighting systems	3
AVIB3007A	Inspect and report on obstacle limitation surfaces	
C Driving Vehicle		
AVIC2001A	Drive on the airside	2
AVIC4002A	Administer airside driving	4
D Load Handling		
AVID2001B	Accept dangerous goods for air transport	2
AVID2003B	Prepare freight for flight	2
AVID2004B	Conduct aviation freight weighing operations	2
AVID2005B	Accept freight for air transport	2
AVID2006A	Load and secure aviation freight and baggage	2
AVID2007A	Unload aviation freight and baggage	2
E Communication and Calculation		
AVIE2005B	Conduct radio procedures in the aviation airport environment	2
AVIE3003B	Complete a Notice to Airmen (NOTAM)	3
AVIE3004B	Maintain radio communications as part of airport operations	3
AVIE3007A	Maintain remote pilot aircraft systems (RPAS) aeronautical radio communications	3

Code	Title	AQF
AVIE4001B	Maintain aircraft radio communications	4
AVIE5002B	Apply air traffic control communication procedures and services	5

F Safety Management

AVIF2007B	Implement regulations and policies during check-in procedures	2
AVIF2010B	Implement regulations and policies during aircraft safety and service operations	3
AVIF2012A	Monitor the transfer of hazardous materials	2
AVIF2014A	Undertake aircraft underwater escape and survival	2
AVIF2015A	Utilise emergency breathing system	2
AVIF2019A	Work in aircraft confined spaces	2
AVIF2020B	Employ fatigue management practices in the aviation workplace	2
AVIF2023B	Follow occupational health and safety procedures	2
AVIF2024A	Conduct housekeeping activities	2
AVIF3004B	Supervise the safety of aerodrome works and general access	3
AVIF3005B	Maintain the safety of people and aircraft	3
AVIF3006B	Respond to abnormal and emergency situations within the aircraft	3
AVIF3012A	Apply relevant laws and regulations to the operation of an aerodrome	3
AVIF3016A	Marshal aircraft	3
AVIF3021B	Manage human factors in remote pilot aircraft systems (RPAS) operations	3
AVIF3023A	Apply regulations and policies during remote pilot aircraft systems (RPAS) operations	3
AVIF3025A	Facilitate the safety of aerodrome works and works site access	3

Code	Title	AQF
AVIF3026A	Facilitate an aerodrome emergency response	3
AVIF4001B	Manage human factors in aircraft flight	4
AVIF4008A	Supervise cabin safety and security	4
AVIF5003B	Manage human performance and team resources during air traffic control operations	5
AVIF5013A	Provide SAR alerting and emergency service	5

G Teamwork

AVIG2002B	Work effectively in the aviation industry	2
AVIG2003A	Work in a socially diverse environment	2
AVIG5001B	Work professionally in an air traffic control workplace	5

H Route Planning and Navigation

AVIH3002B	Advise on major services and attractions at aviation destinations	3
AVIH3019A	Navigate remote pilot aircraft (RPA)	3
AVIH4001B	Navigate aircraft - VFR	4
AVIH4012A	Plan a flight under Night Visual Flight Rules (NVFR)	4
AVIH4013A	Navigate aircraft - NVFR	4
AVIH5016A	Plan a flight under Instrument Flight Rules (IFR)	5
AVIH5017A	Navigate aircraft –IFR	5

I Customer Service

AVII2001B	Provide customer service on an aircraft	2
AVII2003C	Carry out beverage service on an aircraft	2
AVII2004B	Provide advice on cuisine on an aircraft	2
AVII2006B	Conduct in-flight retailing	2
AVII2007B	Check in aircraft passengers	2

Code	Title	AQF
AVII2008B	Provide assistance to transit and arriving passengers	2
AVII2009B	Serve wine to aircraft passengers	2
AVII2014B	Provide transport services to passengers with special needs	2
AVII3002B	Carry out food preparation and service on an aircraft	3
AVII3005B	Apply knowledge of the structure, products and services of the airline operator	3
AVII3010B	Carry out aircraft business/first class meal and beverage service	3
AVII3011C	Provide quality customer service	3
AVII4012B	Manage aircraft passengers and cargo	4
AVII4013A	Supervise cabin operations	4
AVII4015A	Monitor and enhance customer service excellence	4

J Quality

AVIJ2001B	Contribute to the achievement of on-time performance standards	2
AVIJ4002B	Conduct quality control operations related to refuelling/efueling aircraft	4

K Technology

AVIK2001B	Use computers in the aviation screening workplace	2
AVIK3002A	Use infotechnology devices in the workplace	3

L Resource Management

AVIL2001B	Manage a check-in queue	2
AVIL2005A	Complete routine administrative tasks	2
AVIL2006A	Promote effective workplace practice	2
AVIL3002B	Complete aircraft despatch duties	3
AVIL3003B	Plan an aircraft load	3

Code	Title	AQF
AVIL3004B	Assess pavement concessions	3

M Training and Assessment

AVIM5001A	Operate a simulator	5
AVIM5002A	Conduct aeronautical knowledge training	5
AVIM5003A	Conduct flight training	5
AVIM5004A	Facilitate training in a synthetic environment	5
AVIM5005A	Conduct training for the issue of an endorsement	5
AVIM5007A	Conduct pre-assessment	5
AVIM5008A	Conduct flight review	5
AVIM6006A	Deliver operational flight management training	6

N Leadership and Supervision

AVIN6003A	Manage flight training	6
-----------	------------------------	---

O Security

AVIO2001A	Use firearms on an aerodrome to control wildlife hazards	2
AVIO2004B	Conduct frisk search of persons	2
AVIO2005B	Conduct screening using Explosive Trace Detection (ETD)	2
AVIO2006B	Control access to and exit from an airside security zone or landside security zone at an airport	2
AVIO2007B	Establish and maintain a sterile area at an airport	2
AVIO2008B	Manage the flow of items for screening by X-ray screening equipment	2
AVIO2009B	Screen articles by interpreting X-ray images	2
AVIO2010B	Screen articles to enter an airside security zone or landside security zone	2
AVIO2011B	Screen people to enter an airside security zone or landside security zone	2

Code	Title	AQF
AVIO2012A	Follow security procedures	2
AVIO2013A	Undertake emergency response action to a security threat	2
AVIO2014A	Manage disruptive and/or unlawful behaviour	2
AVIO2015A	Apply and monitor workplace security procedures	2
AVIO3001A	Monitor airside access and airside driving	3
AVIO4003A	Implement airside access	4

P Administration and Finance

AVIP2001A	Capture records into a records keeping system	2
-----------	---	---

R Contract Procurement

AVIR3001B	Service customer airline contracts	3
-----------	------------------------------------	---

W Equipment and Systems Operations

AVIW2002B	Operate an aerobridge	2
AVIW2008B	Conduct baggage handling operations	2
AVIW2010B	Operate baggage tug	2
AVIW2029A	Operate aircraft refuelling nozzle	2
AVIW2030A	Be airborne extracted by suspended rope	2
AVIW2031A	Be airborne extracted using suspended extraction equipment	2
AVIW2032A	Fast rope from a helicopter	2
AVIW2033A	Rappel from a helicopter	2
AVIW3003B	Operate aircraft embarkation and disembarkation equipment	3
AVIW3004B	Operate ramp equipment	3
AVIW3005B	Operate aircraft push-out tug	3
AVIW3006B	Refuel aircraft	3
AVIW3011B	Defuel aircraft	3

Code	Title	AQF
AVIW3021A	Coordinate aircraft ground operations	3
AVIW3023A	Implement wildlife hazard control measures	3
AVIW3024A	Perform wireman duties	3
AVIW3025A	Complete aircraft/equipment pre- and post-flight actions	3
AVIW3026A	Conduct night aided vision aviation operations	3
AVIW3027A	Deliver pyrotechnics and hand held stores	3
AVIW3037A	Manage remote pilot aircraft systems (RPAS) pre- and post-flight actions	3
AVIW3038A	Operate and manage remote pilot aircraft systems (RPAS)	3
AVIW4001B	Manage pre- and post-flight actions	4
AVIW4028A	Manage aircraft sensor systems	3
AVIW4034A	Supervise aircraft refuelling	4
AVIW5013B	Operate air traffic control equipment and workstations	5
AVIW5018A	Operate and manage aircraft systems	5
AVIW5022A	Coordinate the removal of disabled aircraft	5

Y Aircraft Operation and Traffic Management

AVIY3052A	Conduct Helicopter Landing Site and Unprepared Helicopter Landing Site operations	3
AVIY3073A	Control remote pilot aircraft (RPA) on the ground	3
AVIY3074A	Launch remote pilot aircraft (RPA)	3
AVIY3075A	Control remote pilot aircraft (RPA) in normal flight	3
AVIY3076A	Recover remote pilot aircraft (RPA)	3
AVIY3077A	Manage remote pilot aircraft systems (RPAS) in abnormal flight situations	3
AVIY3078A	Manage remote pilot aircraft systems (RPAS) energy source requirements	3

Code	Title	AQF
AVIY4001B	Control aeroplane on the ground	4
AVIY4002B	Take off aeroplane	4
AVIY4003B	Control aeroplane in normal flight	4
AVIY4004B	Land aeroplane	4
AVIY4005B	Execute advanced aeroplane manoeuvres and procedures	4
AVIY4006B	Manage abnormal aeroplane flight situations	4
AVIY4007B	Manage aircraft fuel	4
AVIY4008B	Control aircraft solely by reference to full instrument panel	4
AVIY4009B	Control aircraft solely by reference to limited instrument panel	4
AVIY4011B	Control helicopter on the ground	4
AVIY4012B	Control helicopter in hovering flight	4
AVIY4013B	Taxi helicopter	4
AVIY4014B	Take off helicopter and approach to hover	4
AVIY4015B	Control helicopter in normal flight	4
AVIY4017B	Execute advanced helicopter manoeuvres and procedures	4
AVIY4018B	Manage abnormal and emergency helicopter flight situations	4
AVIY4019B	Operate helicopter at low level	4
AVIY4024A	Operate aircraft in the traffic pattern at night	4
AVIY4051A	Conduct external load-lift operations	4
AVIY4053A	Perform aircrewman cockpit duties	4
AVIY4054A	Conduct hoisting operations	3
AVIY4055A	Conduct airborne extraction operations	4
AVIY4056A	Conduct airborne rappelling operations	4
AVIY4057A	Perform helicopter deck landing operations	4

Code	Title	AQF
AVIY4058A	Pilot a helicopter during external load operations	4
AVIY4059A	Pilot a helicopter during roping operations	4
AVIY4060A	Pilot a helicopter during winching operations	4
AVIY4061A	Perform aerobatic manoeuvres	4
AVIY4062A	Perform an aerobatic sequence	4
AVIY4063A	Perform close formation flight	4
AVIY4064A	Lead an aircraft formation flight	4
AVIY4066A	Control aircraft in advanced flight manoeuvres	4
AVIY5020A	Conduct full instrument panel manoeuvres	5
AVIY5021A	Conduct limited instrument panel manoeuvres	5
AVIY5022B	Manage traffic flow	5
AVIY5023A	Operate multi-engine fixed wing aeroplane	5
AVIY5025A	Perform an instrument arrival	5
AVIY5026A	Perform standard arrival route (STAR)	5
AVIY5027A	Perform instrument departure - non published procedure	5
AVIY5028A	Perform instrument departure - published procedure (SIDSRD)	5
AVIY5033A	Perform visual circling approach	5
AVIY5034A	Perform non-directional beacon (NDB) instrument approach	5
AVIY5035A	Perform VHF omni-directional radio range (VOR) instrument approach	5
AVIY5036A	Perform instrument landing system (ILS) instrument approach	5
AVIY5037A	Perform distance measuring equipment (DME)/global positioning system arrival	5
AVIY5038A	Perform global positioning system (GPS)/non-precision approach (NPA)	5

Code	Title	AQF
AVIY5048A	Provide approach control services	5
AVIY5049A	Provide area control services	5
AVIY5050A	Provide aerodrome control services	5
AVIY5065A	Operate a multi-engine helicopter	5

Z Situation Awareness

AVIZ1005B	Maintain basic situation awareness in the aviation workplace	1
AVIZ2050B	Maintain security awareness and vigilance in the aviation workplace	2
AVIZ3052A	Apply situational awareness in remote pilot aircraft systems (RPAS) operations	3
AVIZ4001B	Manage situation awareness in aircraft flight	4
AVIZ5049A	Manage situational awareness in the air traffic control environment	5

Table 3: Imported Units of Competency in AVI08 Aviation Training Package (Version 5)

The AVI08 Aviation Training Package (Version 5) has imported units of competency from the Business Services Training Package, Community Services Training Package, Health Training Package, Asset Maintenance Training Package, Property Services Training Package, Public Safety Training Package, Tourism, Hospitality and Events Training Package, Training and Assessment Training Package and the Training and Education Training Package. Please check the relevant Assessment Guidelines of the source Training Package by accessing training.gov.au regarding any special conditions which may apply to the assessment of imported units of competency.

For versions of the following units, refer to www.training.gov.au, including superseded units or the respective Industry Skills Councils:

For up-to-date versions of the following units, refer to www.training.gov.au or the respective Industry Skills Councils:

- Innovation and Business Industry Skills Council – www.ibsa.org.au
- Community Services & Health Industry Skills Council – www.cshisc.com.au
- Service Industry Skills Council – www.serviceskills.com.au
- Construction and Property Services Industry Skills Council – www.cpsisc.com.au
- Government Skills Australia – www.governmentskills.com.au
- Transport and Logistics Industry Skills Council – www.tlisc.org.au

Code	Title
BSB07 Business Services Training Package	
BSBAUD402B	Participate in a quality audit
BSBCMM301B	Process customer complaints
BSBCMM401A	Make a presentation
BSBCUS301B	Deliver and monitor a service to customers
BSBFIM501A	Manage budgets and financial plans
BSBHRM405A	Recruit, select and induct staff
BSBLED401A	Develop teams and individuals
BSBMGT401A	Show leadership in the workplace
BSBMGT402A	Implement operational plan
BSBMGT502A	Manage people performance
BSBMKG501B	Identify and evaluate marketing opportunities
BSBRKG502B	Manage and monitor business or records systems
BSBRSK401A	Identify risk and apply risk management processes
BSBSUS201A	Participate in environmentally sustainable work practices
BSBWHS401A	Monitor a safe workplace
BSBWOR301B	Organise personal work priorities and development
BSBWOR402A	Promote team effectiveness
CHC08 Community Services Training Package	
CHCCAR501C	Conduct career guidance interview
CPP07 Property Services Training Package	
CPPSEC1007A	Apply walk through metal detection procedures
CPPSEC1008A	Apply hand-held metal detection procedures
CPPSEC2001A	Communicate effectively in the security industry

Code	Title
CPPSEC2002A	Follow workplace safety procedures in the security industry
CPPSEC2004B	Respond to security risk situation
CPPSEC2012A	Monitor and control individual and crowd behaviour
CPPSEC2014A	Operate basic security equipment
CPPSEC2015A	Patrol premises
CPPSEC2018A	Monitor electronic reporting facility
CPPSEC3001A	Maintain workplace safety in the security industry
CPPSEC3002A	Manage conflict through negotiation
CPPSEC3003A	Determine response to security risk situation
CPPSEC3005A	Prepare and present security documentation and reports
CPPSEC3007A	Maintain security of environment
CPPSEC3017A	Plan and conduct evacuation of premises
CPPSEC3019A	Operate specialised security equipment
CPPSEC3020A	Monitor security from control room

HLT07 Health Training Package

HLTFA201B	Provide basic emergency life support
HLTFA301C	Apply first aid
HLTFA402C	Apply advanced first aid
HLTFA404B	Apply advanced resuscitation techniques

PRM04 Asset Maintenance Training Package

CPPCLO2004A	Maintain carpeted floors
CPPCLO2017A	Clean wet areas
CPPCLO2037A	Clean external surfaces
CPPCLO3038A	Clean food handling areas

Code	Title
PUA00 Public Safety Training Package	
PUAFIR209B	Work Safely around aircraft
SIT07 Tourism, Hospitality and Events	
SITTTSL007B	Receive and process reservations
SITTTSL010B	Control reservations or operations using a computerised system
SITTTSL014B	Construct promotional international airfares
SITTTSL009B	Process travel-related documentation
SITTTSL012B	Construct domestic airfares
SITTTSL013B	Construct normal international airfares
SITTTSL015B	Construct advanced international airfares
SITXHRM008A	Manage workplace relations
TAA04 Training and Assessment Training Package	
TAAASS501B	Lead and coordinate assessment systems and services
TAACMQ501B	Develop training and/or assessment organisational policies & procedures
TAACMQ503B	Lead and conduct training and/or assessment evaluations
TAACMQ504B	Determine and manage scope of training and/or assessment services
TAACMQ505B	Lead a team to foster innovation
TAADEL503B	Provide advanced facilitation to support learning
TAADEL504B	Lead and coordinate training services
TAADES501B	Design and develop learning strategies
TAADES502B	Design and develop learning resources
TAAPDD501A	Maintain and enhance professional practice
TAATAS502B	Prepare a tender bid

Code	Title
TAATAS503B	Manage contracted work
TAATAS504B	Facilitate group processes

TAE10 Training and Education Training Package

TAEASS401B	Plan assessment activities and processes
TAEASS402B	Assess competence
TAEASS403B	Participate in assessment validation
TAEASS502B	Design and develop assessment tools
TAEDEL301A	Provide work skill instruction
TAEDEL401A	Plan, organise and deliver group-based learning
TAEDEL402A	Plan, organise and facilitate learning in the workplace
TAEDES401A	Design and develop learning programs
TAEDES402A	Use training packages and accredited courses to meet client needs
TAELLN411	Address adult language, literacy and numeracy skills
TAESUS501A	Analyse and apply sustainability skills to learning programs

TLI10 Transport and Logistics Training Package

TLIA1007C	Coordinate goods to bond premises
TLIA107C	Secure cargo
TLIA1107C	Package goods
TLIA1307C	Receive goods
TLIA1407C	Use product knowledge to complete work operations
TLIA1507C	Complete receipt/despatch documentation
TLIA1707C	Apply product knowledge to complete work operations
TLIA2007C	Replenish stock
TLIA207C	Maintain container/cargo records

Code	Title
TLIA2207C	Participate in stocktakes
TLIA2307C	Coordinate stocktakes
TLIA2507D	Regulate temperature controlled stock
TLIA3007C	Organise cargo for export
TLIA3107C	Consolidate freight
TLIA3207C	Organise transport of freight or goods
TLIA3307C	Organise international transport of freight
TLIA507A	Check and evaluate records and documentation
TLIA807C	Transfer cargo
TLIA907D	Complete and check import/export documentation
TLIB2029B	Use and maintain minor mechanical equipment
TLIB207C	Test equipment and isolate faults
TLIB2407B	Clean transportation units and facilities for passenger use
TLIB2807B	Maintain and use hand tools
TLIB2907B	Use and maintain minor mechanical equipment
TLIB307C	Carry out vehicle servicing and maintenance
TLIB407C	Carry out vehicle inspection
TLIB707C	Carry out maintenance of trailers
TLIB7307B	Clean road tankers
TLIC1051A	Operate commercial vehicle
TLIC107C	Drive Vehicle
TLIC307C	Drive medium rigid vehicle
TLIC407D	Drive heavy rigid vehicle
TLIC507D	Drive heavy combination vehicle

Code	Title
TLIC607C	Drive multi-combination vehicle
TLIC707C	Operate vehicle carrying special loads
TLIC807C	Drive coach/bus
TLID1007C	Operate a forklift
TLID107C	Shift materials safely using manual handling methods
TLID1307C	Move materials mechanically using automated equipment
TLID1507C	Identify and label explosives and dangerous goods
TLID1607C	Load and unload explosives and dangerous goods
TLID2003A	Handle dangerous goods/hazardous substances
TLID2007C	Care for livestock in transit
TLID207C	Shift a load using manually operated equipment
TLID2707C	Prepare for transport of packaged dangerous goods
TLID307D	Handle dangerous goods/hazardous substances
TLID407C	Load and unload goods/cargo
TLIE107C	Present routine workplace information
TLIE1207C	Consolidate manifest documentation
TLIE1307C	Apply workplace statistics
TLIE1407C	Compile and process export documentation
TLIE1807B	Maintain freight records
TLIE207C	Estimate/calculate mass, area and quantify dimensions
TLIE307C	Participate in basic workplace communication
TLIE407C	Prepare workplace documents
TLIE507C	Carry out basic workplace calculations
TLIE607D	Collect, analyse and present workplace data and information

Code	Title
TLIE707B	Use communication systems
TLIE807C	Process workplace documentation
TLIF1007C	Apply fatigue management strategies
TLIF1207C	Apply safe procedures when handling/transporting dangerous goods or explosives
TLIF1407C	Develop and maintain a safe workplace
TLIF1807B	Operate fire-fighting equipment
TLIF307C	Implement and monitor occupational health and safety procedures
TLIF607C	Apply accident – emergency procedures
TLIF6307A	Administer the implementation of fatigue management strategies
TLIF6407A	Manage fatigue management policy and procedures
TLIF707C	Implement and coordinate accident-emergency procedures
TLIF907C	Conduct cleaning operations in enclosed spaces
TLIG107C	Work effectively with others
TLIG207C	Lead a work team or group
TLIG607C	Facilitate work teams
TLII107D	Coordinate quality customer service
TLII207D	Apply customer service skills
TLII507C	Market services and products to clients
TLII907C	Provide on board services to customers
TLIJ107C	Apply quality procedures
TLIJ207C	Apply quality systems
TLIJ707C	Conduct internal quality audits
TLIK107C	Use infotechnology devices and computer applications in the

Code	Title
	workplace
TLIK307C	Apply keyboard skills
TLIK707C	Perform electronic data interchange (EDI) to transmit shipping documentation
TLIL1007C	Assess and confirm customer transport requirements
TLIL107C	Complete workplace orientation/induction procedures
TLIL307C	Conduct induction process
TLIL3107B	Monitor and process attendance records
TLIL3207B	Implement equal employment equity strategies
TLIL3607B	Develop rosters
TLIL3707B	Apply and amend rosters
TLIL507D	Apply conflict /grievance resolution strategies
TLIL907C	Manage personal work priorities and professional development
TLIO1107C	Provide revenue protection measures
TLIO1307C	Administer the security of assets and facilities
TLIP107C	Develop plans to meet customer and organisation needs
TLIP207C	Facilitate and capitalise on change in the workplace
TLIP507C	Manage workplace information
TLIP707C	Contribute to the development of a learning environment
TLIQ1007B	Maintain customer credit accounts and services
TLIQ107D	Conduct financial transactions
TLIQ1207B	Sell products and services
TLIQ1307B	Advise on and construct fares for customers
TLIQ707C	Prepare and process financial documents

Code	Title
TLIR107C	Monitor supplier performance
TLIR207C	Source goods/services and evaluate contractors
TLIR307C	Negotiate a contract
TLIT207C	Document a records system
TLIT307C	Identify and classify records to be captured
TLIT407C	Maintain control of records
TLIT507C	Provide information from and about records
TLIU107B	Implement and monitor environmental protection policies and procedures
TLIU607B	Conduct environmental audits
TLIU707B	Care for the environment

Summary Mapping AVI08 Aviation Training Package Release 5.0

The table below shows the relationship between the AVI08 Aviation Training Package Version 4.0 qualifications and the AVI08 Aviation Training Package Version 5.0 qualifications.

AVI08 Aviation Training Package Version 4.0				AVI08 Aviation Training Package Version 5.0	
Code	Qualification	Comment	E/N	Code	Qualification
AVI20512	Certificate II in Aviation Transport Protection	New qualification Generic qualification has been replaced by a specific qualification that reflects current work requirements	N	AVI20613	Certificate II in Aviation Transport Protection (Passenger/Non-Passenger Screener)
		New qualification Generic	N	AVI20713	Certificate II in Aviation Transport Protection

AVI08 Aviation Training Package Version 4.0				AVI08 Aviation Training Package Version 5.0	
Code	Qualification	Comment	E/N	Code	Qualification
		qualification has been replaced by a specific qualification that reflects current work requirements			(Checked Baggage Screener)
		New qualification		AVI30713	Certificate III in Aviation (Aerodrome Operations)
AVI30612	Certificate III in Aviation (Remote Pilot)	New qualification	N	AVI30813	Certificate III in Aviation (Remote Pilot - Visual Line of Sight)

The table below shows the relationship between the AVI08 Aviation Training Package Version 4.0 units of competency and the AVI08 Aviation Training Package Version 5.0 units of competency.

AVI08 Aviation Training Package Version 4.0				AVI08 Aviation Training Package Version 5.0	
Unit Code	Unit Title	Comment	E/N	Unit Code	Unit Title
AVIB3001B	Inspect and report on an aerodrome	New unit Unit title changed Unit revised to reflect current work requirements	E	AVIB3005A	Inspect and report on aerodrome serviceability
AVIB3002B	Inspect and report on aerodrome lighting systems	New unit Unit title changed Unit revised to reflect current work requirements	E	AVIB3006A	Inspect and report on serviceability of aerodrome lighting systems
AVIB3003B	Inspect and report on the Obstacle Limitation Surfaces	New unit Performance Criteria for Element 2 rewritten Required Skills and	E	AVIB3007A	Inspect and report on obstacle limitation surfaces

AVI08 Aviation Training Package Version 4.0				AVI08 Aviation Training Package Version 5.0	
Unit Code	Unit Title	Comment	E/N	Unit Code	Unit Title
		Required Knowledge revised to reflect current work requirements			
AVIE2005A	Conduct radio procedures in the aviation airport environment	Unit revised – minor changes Terminology updated - dual reference to WHS/OHS	E	AVIE2005B	Conduct radio procedures in the aviation airport environment
AVIE3006A	Maintain remote pilot aircraft systems (RPAS) aeronautical radio communications	New unit Element 3 removed Required Skills and Required Knowledge revised to reflect current work requirements	E	AVIE3007A	Maintain remote pilot aircraft systems (RPAS) aeronautical radio communications
AVIF2020A	Employ fatigue management practices in the aviation workplace	Unit revised – minor changes Terminology updated - dual reference to WHS/OHS	E	AVIF2020B	Employ fatigue management practices in the aviation workplace
AVIF3011B	Apply relevant laws and regulations to the management of an aerodrome	New unit Unit title changed Three Elements reduced to two Elements Required Skills and Required Knowledge revised to reflect current work requirements	E	AVIF3012A	Apply relevant laws and regulations to the operation of an aerodrome
AVIF3021A	Manage human factors in remote pilot	Performance Criteria 2.3 split into two - outcome is the	E	AVIF3021B	Manage human factors in remote pilot aircraft systems

AVI08 Aviation Training Package Version 4.0				AVI08 Aviation Training Package Version 5.0	
Unit Code	Unit Title	Comment	E/N	Unit Code	Unit Title
	aircraft systems (RPAS) operations	same Range Statement revised			(RPAS) operations
AVIF3022A	Apply regulations and policies during remote pilot aircraft systems (RPAS) operations	New unit Element 2 has been revised	E	AVIF3023A	Apply regulations and policies during remote pilot aircraft systems (RPAS) operations
		New unit		AVIF3025A	Facilitate the safety of aerodrome works and works site access
		New unit		AVIF3026A	Facilitate an aerodrome emergency response

AVI08 Aviation Training Package Version 4.0				AVI08 Aviation Training Package Version 5.0	
Unit Code	Unit Title	Comment	E/N	Unit Code	Unit Title
AVIG2002A	Work effectively in the aviation industry	Unit revised – minor changes Terminology updated - dual reference to WHS/OHS	E	AVIG2002B	Work effectively in the aviation industry
AVIH3018A	Navigate remote pilot aircraft (RPA)	New unit Element 1 changed Performance Criteria 1.4, 3.7 and 8.1 added New Element 6 Unit revised to reflect current work requirements	E	AVIH3019A	Navigate remote pilot aircraft (RPA)
AVII3011B	Provide quality customer service	Unit revised – minor changes Terminology updated - dual reference to WHS/OHS	E	AVII3011C	Provide quality customer service
AVIK2001A	Use computers in the aviation screening workplace	Unit revised – minor changes Terminology updated - dual reference to WHS/OHS	E	AVIK2001B	Use computers in the aviation screening workplace
AVIO2004A	Conduct frisk search of persons	Unit revised – minor changes Terminology updated - dual reference to WHS/OHS Evidence Guide clarified to ensure	E	AVIO2004B	Conduct frisk search of persons

AVIO8 Aviation Training Package Version 4.0				AVIO8 Aviation Training Package Version 5.0	
Unit Code	Unit Title	Comment	E/N	Unit Code	Unit Title
		workplace assessment (not simulation)			
AVIO2005A	Conduct screening using Explosive Trace Detection (ETD)	Unit revised – minor changes Terminology updated - dual reference to WHS/OHS Evidence Guide clarified to ensure workplace assessment (not simulation) Use of Mandated Assessment Instrument required	E	AVIO2005B	Conduct screening using explosive trace detection (ETD)
AVIO2006A	Control access to and exit from an airside security zone or landside security zone at an airport	Unit revised – minor changes Terminology updated - dual reference to WHS/OHS Evidence Guide clarified to ensure workplace assessment (not simulation)	E	AVIO2006B	Control access to and exit from an airside security zone or landside security zone at an airport
AVIO2007A	Establish and maintain a sterile area at an airport	Unit revised – minor changes Terminology updated - dual reference to WHS/OHS Evidence Guide clarified to ensure workplace assessment (not simulation)	E	AVIO2007B	Establish and maintain a sterile area at an airport

AVIO8 Aviation Training Package Version 4.0				AVIO8 Aviation Training Package Version 5.0	
Unit Code	Unit Title	Comment	E/N	Unit Code	Unit Title
		simulation)			
AVIO2009A	Screen articles by interpreting X-ray images	Unit revised – minor changes Terminology updated - dual reference to WHS/OHS Evidence Guide clarified to ensure workplace assessment (not simulation) Use of Mandated Assessment Instrument required	E	AVIO2009B	Screen articles by interpreting X-ray images
AVIO2010A	Screen articles to enter an airside security zone or landside security zone	Unit revised – minor changes Terminology updated - dual reference to WHS/OHS Evidence Guide clarified to ensure workplace assessment (not simulation) Use of Mandated Assessment Instrument required	E	AVIO2010B	Screen articles to enter an airside security zone or landside security zone
AVIO2011A	Screen people to enter an airside security zone or landside security zone	Unit revised – minor changes Terminology updated - dual reference to WHS/OHS Evidence Guide clarified to ensure	E	AVIO2011B	Screen people to enter an airside security zone or landside security zone

AVI08 Aviation Training Package Version 4.0				AVI08 Aviation Training Package Version 5.0	
Unit Code	Unit Title	Comment	E/N	Unit Code	Unit Title
		workplace assessment (not simulation) Use of Mandated Assessment Instrument required			
		New unit		AVIO3001A	Monitor airside access and airside driving

AVI08 Aviation Training Package Version 4.0				AVI08 Aviation Training Package Version 5.0	
Unit Code	Unit Title	Comment	E/N	Unit Code	Unit Title
AVIW3035A	Manage remote pilot aircraft systems (RPAS) pre- and post-flight actions	New unit Element 3 revised Element 2 reduced to from five to three Performance Criteria Unit revised to reflect current work requirements	E	AVIW3037A	Manage remote pilot aircraft systems (RPAS) pre- and post-flight actions
AVIW3036A	Operate and manage remote pilot aircraft systems (RPAS)	New Unit General references made specific (RPA and RPAS) Unit revised to reflect current work requirements	E	AVIW3038A	Operate and manage remote pilot aircraft systems (RPAS)
AVIY3067A	Control remote pilot aircraft (RPA) on the ground	New unit Element 1 and Performance Criteria revised Element 2 revised New Element 3 Unit revised to reflect current work requirements	E	AVIY3073A	Control remote pilot aircraft (RPA) on the ground
AVIY3068A	Launch remote pilot aircraft (RPA)	New unit Element 1 has two additional Performance Criteria Element 2 has one additional Performance Criteria	E	AVIY3074A	Launch remote pilot aircraft (RPA)

AVI08 Aviation Training Package Version 4.0				AVI08 Aviation Training Package Version 5.0	
Unit Code	Unit Title	Comment	E/N	Unit Code	Unit Title
		Unit revised to reflect current work requirements			
AVIY3069A	Control remote pilot aircraft systems (RPAS) in normal flight	New unit Element 1, Element 2 and Element 5 have one additional Performance Criteria Element 3 now Element 5 Unit revised to reflect current work requirements	E	AVIY3075A	Control remote pilot aircraft (RPA) in normal flight
AVIY3070A	Recover remote pilot aircraft (RPA)	New unit Elements and Performance Criteria revised Unit revised to reflect current work requirements	E	AVIY3076A	Recover remote pilot aircraft (RPA)
AVIY3071A	Manage remote pilot aircraft systems (RPAS) in abnormal flight conditions	New unit Title changed Elements 1, 2 5 and 6 associated Performance Criteria revised Unit revised to reflect current work requirements	E	AVIY3077A	Manage remote pilot aircraft systems (RPAS) in abnormal flight situations
AVIY3072A	Manage remote pilot aircraft systems (RPAS) energy source	New unit Elements and Performance Criteria revised Unit revised to	E	AVIY3078A	Manage remote pilot aircraft systems (RPAS) energy source requirements

AVI08 Aviation Training Package Version 4.0				AVI08 Aviation Training Package Version 5.0	
Unit Code	Unit Title	Comment	E/N	Unit Code	Unit Title
		reflect current work requirements			
AVIZ2050A	Maintain security awareness and vigilance in the aviation workplace	Evidence Guide clarified to ensure workplace assessment (not simulation)	E	AVIZ2050B	Maintain security awareness and vigilance in the aviation workplace
AVIZ3051A	Manage situation awareness in remote pilot aircraft systems (RPAS) operations	New unit Unit title changed Element 1 changed Unit revised to reflect current work requirements	E	AVIZ3052A	Apply situational awareness in remote pilot aircraft systems (RPAS) operations

Summary of AQF Qualifications in AVI08 Aviation Training Package Release 5.0

This table lists all of the qualifications in the AVI08 Aviation Training Package (Version 5).

Code	National qualification title
AQF1	
AVI10108	Certificate I in Aviation (Foundation Skills)
AQF2	
AVI20208	Certificate II in Aviation (Flight Operations)
AVI20408	Certificate II in Aviation (Ground Operations and Service)
AVI20613	Certificate II in Aviation Transport Protection (Passenger/Non-Passenger Screener)
AVI20713	Certificate II in Aviation Transport Protection (Checked Baggage Screener)
AQF3	
AVI30208	Certificate III in Aviation (Flight Operations)
AVI30408	Certificate III in Aviation (Ground Operations and Service)
AVI30510	Certificate III in Aviation (Rescue Crewman)
AVI30713	Certificate III in Aviation (Aerodrome Operations)
AVI30813	Certificate III in Aviation (Remote Pilot – Visual Line of Sight)
AQF4	
AVI40108	Certificate IV in Aviation (Commercial Pilot Aeroplane Licence)
AVI40208	Certificate IV in Aviation (Commercial Pilot Helicopter Licence)
AVI40408	Certificate IV in Aviation (Ground Operations and Service)
AVI40508	Certificate IV in Aviation (Leadership and Supervision)
AVI40610	Certificate IV in Aviation (Aircraftman)
AQF5	

Code	National qualification title
AVI50308	Diploma of Aviation (Air Traffic Control)
AVI50408	Diploma of Aviation (Instrument Flight Operations)
AVI50510	Diploma of Aviation (Flight Instructor)
AQF6	
AVI60110	Advanced Diploma of Aviation (Flight Instruction)

Summary of Units of Competency in AVI08 Aviation Training Package Release 5.0

The AVI08 Aviation Training Package units of competency listed below are presented in field order and include the Australian Qualifications Framework (AQF) for each unit. Note there are no prerequisites for any AVI units of competency.

For each unit in the table, the AQF level at which it is normally packaged is indicated. Where a unit is packaged at different AQF levels, the lowest level is shown as its nominal level.

Code	Title	AQF
A Handling Cargo/Stock		
AVIA3001B	Package dangerous goods for air transport	3
B Equipment Checking and Maintenance		
AVIB3003C	Inspect and report on the Obstacle Limitation Surfaces	3
AVIB3004B	Manage and carry out pre- and post-flight cabin checks	3
AVIB3005A	Inspect and report on aerodrome serviceability	3
AVIB3006A	Inspect and report on serviceability of aerodrome lighting systems	3
AVIB3007A	Inspect and report on obstacle limitation surfaces	
C Driving Vehicle		
AVIC2001A	Drive on the airside	2
AVIC4002A	Administer airside driving	4
D Load Handling		
AVID2001B	Accept dangerous goods for air transport	2
AVID2003B	Prepare freight for flight	2
AVID2004B	Conduct aviation freight weighing operations	2
AVID2005B	Accept freight for air transport	2
AVID2006A	Load and secure aviation freight and baggage	2
AVID2007A	Unload aviation freight and baggage	2
E Communication and Calculation		

Code	Title	AQF
AVIE2005B	Conduct radio procedures in the aviation airport environment	2
AVIE3003B	Complete a Notice to Airmen (NOTAM)	3
AVIE3004B	Maintain radio communications as part of airport operations	3
AVIE3007A	Maintain remote pilot aircraft systems (RPAS) aeronautical radio communications	3
AVIE4001B	Maintain aircraft radio communications	4
AVIE5002B	Apply air traffic control communication procedures and services	5

F Safety Management

AVIF2007B	Implement regulations and policies during check-in procedures	2
AVIF2010B	Implement regulations and policies during aircraft safety and service operations	3
AVIF2012A	Monitor the transfer of hazardous materials	2
AVIF2014A	Undertake aircraft underwater escape and survival	2
AVIF2015A	Utilise emergency breathing system	2
AVIF2019A	Work in aircraft confined spaces	2
AVIF2020B	Employ fatigue management practices in the aviation workplace	2
AVIF2023B	Follow occupational health and safety procedures	2
AVIF2024A	Conduct housekeeping activities	2
AVIF3004B	Supervise the safety of aerodrome works and general access	3
AVIF3005B	Maintain the safety of people and aircraft	3
AVIF3006B	Respond to abnormal and emergency situations within the aircraft	3
AVIF3012A	Apply relevant laws and regulations to the operation of an aerodrome	3

Code	Title	AQF
AVIF3016A	Marshal aircraft	3
AVIF3021B	Manage human factors in remote pilot aircraft systems (RPAS) operations	3
AVIF3023A	Apply regulations and policies during remote pilot aircraft systems (RPAS) operations	3
AVIF3025A	Facilitate the safety of aerodrome works and works site access	3
AVIF3026A	Facilitate an aerodrome emergency response	3
AVIF4001B	Manage human factors in aircraft flight	4
AVIF4008A	Supervise cabin safety and security	4
AVIF5003B	Manage human performance and team resources during air traffic control operations	5
AVIF5013A	Provide SAR alerting and emergency service	5

G Teamwork

AVIG2002B	Work effectively in the aviation industry	2
AVIG2003A	Work in a socially diverse environment	2
AVIG5001B	Work professionally in an air traffic control workplace	5

H Route Planning and Navigation

AVIH3002B	Advise on major services and attractions at aviation destinations	3
AVIH3019A	Navigate remote pilot aircraft (RPA)	3
AVIH4001B	Navigate aircraft - VFR	4
AVIH4012A	Plan a flight under Night Visual Flight Rules (NVFR)	4
AVIH4013A	Navigate aircraft - NVFR	4
AVIH5016A	Plan a flight under Instrument Flight Rules (IFR)	5
AVIH5017A	Navigate aircraft –IFR	5

I Customer Service

Code	Title	AQF
AVII2001B	Provide customer service on an aircraft	2
AVII2003C	Carry out beverage service on an aircraft	2
AVII2004B	Provide advice on cuisine on an aircraft	2
AVII2006B	Conduct in-flight retailing	2
AVII2007B	Check in aircraft passengers	2
AVII2008B	Provide assistance to transit and arriving passengers	2
AVII2009B	Serve wine to aircraft passengers	2
AVII2014B	Provide transport services to passengers with special needs	2
AVII3002B	Carry out food preparation and service on an aircraft	3
AVII3005B	Apply knowledge of the structure, products and services of the airline operator	3
AVII3010B	Carry out aircraft business/first class meal and beverage service	3
AVII3011C	Provide quality customer service	3
AVII4012B	Manage aircraft passengers and cargo	4
AVII4013A	Supervise cabin operations	4
AVII4015A	Monitor and enhance customer service excellence	4

J Quality

AVIJ2001B	Contribute to the achievement of on-time performance standards	2
AVIJ4002B	Conduct quality control operations related to refuelling/efueling aircraft	4

K Technology

AVIK2001B	Use computers in the aviation screening workplace	2
AVIK3002A	Use infotechnology devices in the workplace	3

L Resource Management

Code	Title	AQF
AVIL2001B	Manage a check-in queue	2
AVIL2005A	Complete routine administrative tasks	2
AVIL2006A	Promote effective workplace practice	2
AVIL3002B	Complete aircraft despatch duties	3
AVIL3003B	Plan an aircraft load	3
AVIL3004B	Assess pavement concessions	3

M Training and Assessment

AVIM5001A	Operate a simulator	5
AVIM5002A	Conduct aeronautical knowledge training	5
AVIM5003A	Conduct flight training	5
AVIM5004A	Facilitate training in a synthetic environment	5
AVIM5005A	Conduct training for the issue of an endorsement	5
AVIM5007A	Conduct pre-assessment	5
AVIM5008A	Conduct flight review	5
AVIM6006A	Deliver operational flight management training	6

N Leadership and Supervision

AVIN6003A	Manage flight training	6
-----------	------------------------	---

O Security

AVIO2001A	Use firearms on an aerodrome to control wildlife hazards	2
AVIO2004B	Conduct frisk search of persons	2
AVIO2005B	Conduct screening using Explosive Trace Detection (ETD)	2
AVIO2006B	Control access to and exit from an airside security zone or landside security zone at an airport	2
AVIO2007B	Establish and maintain a sterile area at an airport	2

Code	Title	AQF
AVIO2008B	Manage the flow of items for screening by X-ray screening equipment	2
AVIO2009B	Screen articles by interpreting X-ray images	2
AVIO2010B	Screen articles to enter an airside security zone or landside security zone	2
AVIO2011B	Screen people to enter an airside security zone or landside security zone	2
AVIO2012A	Follow security procedures	2
AVIO2013A	Undertake emergency response action to a security threat	2
AVIO2014A	Manage disruptive and/or unlawful behaviour	2
AVIO2015A	Apply and monitor workplace security procedures	2
AVIO3001A	Monitor airside access and airside driving	3
AVIO4003A	Implement airside access	4
P Administration and Finance		
AVIP2001A	Capture records into a records keeping system	2
R Contract Procurement		
AVIR3001B	Service customer airline contracts	3
W Equipment and Systems Operations		
AVIW2002B	Operate an aerobridge	2
AVIW2008B	Conduct baggage handling operations	2
AVIW2010B	Operate baggage tug	2
AVIW2029A	Operate aircraft refuelling nozzle	2
AVIW2030A	Be airborne extracted by suspended rope	2
AVIW2031A	Be airborne extracted using suspended extraction equipment	2
AVIW2032A	Fast rope from a helicopter	2

Code	Title	AQF
AVIW2033A	Rappel from a helicopter	2
AVIW3003B	Operate aircraft embarkation and disembarkation equipment	3
AVIW3004B	Operate ramp equipment	3
AVIW3005B	Operate aircraft push-out tug	3
AVIW3006B	Refuel aircraft	3
AVIW3011B	Defuel aircraft	3
AVIW3021A	Coordinate aircraft ground operations	3
AVIW3023A	Implement wildlife hazard control measures	3
AVIW3024A	Perform wireman duties	3
AVIW3025A	Complete aircraft/equipment pre- and post-flight actions	3
AVIW3026A	Conduct night aided vision aviation operations	3
AVIW3027A	Deliver pyrotechnics and hand held stores	3
AVIW3037A	Manage remote pilot aircraft systems (RPAS) pre- and post-flight actions	3
AVIW3038A	Operate and manage remote pilot aircraft systems (RPAS)	3
AVIW4001B	Manage pre- and post-flight actions	4
AVIW4028A	Manage aircraft sensor systems	3
AVIW4034A	Supervise aircraft refuelling	4
AVIW5013B	Operate air traffic control equipment and workstations	5
AVIW5018A	Operate and manage aircraft systems	5
AVIW5022A	Coordinate the removal of disabled aircraft	5

Y Aircraft Operation and Traffic Management

AVIY3052A	Conduct Helicopter Landing Site and Unprepared Helicopter Landing Site operations	3
AVIY3073A	Control remote pilot aircraft (RPA) on the ground	3

Code	Title	AQF
AVIY3074A	Launch remote pilot aircraft (RPA)	3
AVIY3075A	Control remote pilot aircraft (RPA) in normal flight	3
AVIY3076A	Recover remote pilot aircraft (RPA)	3
AVIY3077A	Manage remote pilot aircraft systems (RPAS) in abnormal flight situations	3
AVIY3078A	Manage remote pilot aircraft systems (RPAS) energy source requirements	3
AVIY4001B	Control aeroplane on the ground	4
AVIY4002B	Take off aeroplane	4
AVIY4003B	Control aeroplane in normal flight	4
AVIY4004B	Land aeroplane	4
AVIY4005B	Execute advanced aeroplane manoeuvres and procedures	4
AVIY4006B	Manage abnormal aeroplane flight situations	4
AVIY4007B	Manage aircraft fuel	4
AVIY4008B	Control aircraft solely by reference to full instrument panel	4
AVIY4009B	Control aircraft solely by reference to limited instrument panel	4
AVIY4011B	Control helicopter on the ground	4
AVIY4012B	Control helicopter in hovering flight	4
AVIY4013B	Taxi helicopter	4
AVIY4014B	Take off helicopter and approach to hover	4
AVIY4015B	Control helicopter in normal flight	4
AVIY4017B	Execute advanced helicopter manoeuvres and procedures	4
AVIY4018B	Manage abnormal and emergency helicopter flight situations	4
AVIY4019B	Operate helicopter at low level	4
AVIY4024A	Operate aircraft in the traffic pattern at night	4

Code	Title	AQF
AVIY4051A	Conduct external load-lift operations	4
AVIY4053A	Perform aircrewman cockpit duties	4
AVIY4054A	Conduct hoisting operations	3
AVIY4055A	Conduct airborne extraction operations	4
AVIY4056A	Conduct airborne rappelling operations	4
AVIY4057A	Perform helicopter deck landing operations	4
AVIY4058A	Pilot a helicopter during external load operations	4
AVIY4059A	Pilot a helicopter during roping operations	4
AVIY4060A	Pilot a helicopter during winching operations	4
AVIY4061A	Perform aerobatic manoeuvres	4
AVIY4062A	Perform an aerobatic sequence	4
AVIY4063A	Perform close formation flight	4
AVIY4064A	Lead an aircraft formation flight	4
AVIY4066A	Control aircraft in advanced flight manoeuvres	4
AVIY5020A	Conduct full instrument panel manoeuvres	5
AVIY5021A	Conduct limited instrument panel manoeuvres	5
AVIY5022B	Manage traffic flow	5
AVIY5023A	Operate multi-engine fixed wing aeroplane	5
AVIY5025A	Perform an instrument arrival	5
AVIY5026A	Perform standard arrival route (STAR)	5
AVIY5027A	Perform instrument departure - non published procedure	5
AVIY5028A	Perform instrument departure - published procedure (SIDSRD)	5
AVIY5033A	Perform visual circling approach	5

Code	Title	AQF
AVIY5034A	Perform non-directional beacon (NDB) instrument approach	5
AVIY5035A	Perform VHF omni-directional radio range (VOR) instrument approach	5
AVIY5036A	Perform instrument landing system (ILS) instrument approach	5
AVIY5037A	Perform distance measuring equipment (DME)/global positioning system arrival	5
AVIY5038A	Perform global positioning system (GPS)/non-precision approach (NPA)	5
AVIY5048A	Provide approach control services	5
AVIY5049A	Provide area control services	5
AVIY5050A	Provide aerodrome control services	5
AVIY5065A	Operate a multi-engine helicopter	5

Z Situation Awareness

AVIZ1005B	Maintain basic situation awareness in the aviation workplace	1
AVIZ2050B	Maintain security awareness and vigilance in the aviation workplace	2
AVIZ3052A	Apply situational awareness in remote pilot aircraft systems (RPAS) operations	3
AVIZ4001B	Manage situation awareness in aircraft flight	4
AVIZ5049A	Manage situational awareness in the air traffic control environment	5

Summary of Imported Units in AVI08 Aviation Training Package Release 5.0

The AVI08 Aviation Training Package (Version 5) has imported units of competency from the Business Services Training Package, Community Services Training Package, Health Training Package, Asset Maintenance Training Package, Property Services Training Package, Public Safety Training Package, Tourism, Hospitality and Events Training Package, Training and Assessment Training Package and the Training and Education Training Package. Please check the relevant Assessment Guidelines of the source Training Package by accessing training.gov.au regarding any special conditions which may apply to the assessment of imported units of competency.

For versions of the following units, refer to www.training.gov.au, including superseded units or the respective Industry Skills Councils:

Innovation and Business Industry Skills Council – www.ibsa.org.au

Community Services & Health Industry Skills Council – www.cshisc.com.au

Service Industry Skills Council – www.serviceskills.com.au

Construction and Property Services Industry Skills Council – www.cpsisc.com.au

Government Skills Australia – www.governmentskills.com.au

Transport and Logistics Industry Skills Council – www.tlisc.org.au

Code	Title
BSB07 Business Services Training Package	
BSBAUD402B	Participate in a quality audit
BSBCMM301B	Process customer complaints
BSBCMM401A	Make a presentation
BSBCUS301B	Deliver and monitor a service to customers
BSBFIM501A	Manage budgets and financial plans
BSBHRM405A	Recruit, select and induct staff
BSBLED401A	Develop teams and individuals
BSBMGT401A	Show leadership in the workplace
BSBMGT402A	Implement operational plan
BSBMGT502A	Manage people performance
BSBMKG501B	Identify and evaluate marketing opportunities
BSBRKG502B	Manage and monitor business or records systems

Code	Title
BSBRSK401A	Identify risk and apply risk management processes
BSBSUS201A	Participate in environmentally sustainable work practices
BSBWHS401A	Monitor a safe workplace
BSBWOR301B	Organise personal work priorities and development
BSBWOR402A	Promote team effectiveness

CHC08 Community Services Training Package

CHCCAR501C	Conduct career guidance interview
------------	-----------------------------------

CPP07 Property Services Training Package

CPPSEC1007A	Apply walk through metal detection procedures
CPPSEC1008A	Apply hand-held metal detection procedures
CPPSEC2001A	Communicate effectively in the security industry
CPPSEC2002A	Follow workplace safety procedures in the security industry
CPPSEC2004B	Respond to security risk situation
CPPSEC2012A	Monitor and control individual and crowd behaviour
CPPSEC2014A	Operate basic security equipment
CPPSEC2015A	Patrol premises
CPPSEC2018A	Monitor electronic reporting facility
CPPSEC3001A	Maintain workplace safety in the security industry
CPPSEC3002A	Manage conflict through negotiation
CPPSEC3003A	Determine response to security risk situation
CPPSEC3005A	Prepare and present security documentation and reports
CPPSEC3007A	Maintain security of environment
CPPSEC3017A	Plan and conduct evacuation of premises
CPPSEC3019A	Operate specialised security equipment

Code	Title
CPPSEC3020A	Monitor security from control room
HLT07 Health Training Package	
HLTFA201B	Provide basic emergency life support
HLTFA301C	Apply first aid
HLTFA402C	Apply advanced first aid
HLTFA404B	Apply advanced resuscitation techniques
PRM04 Asset Maintenance Training Package	
CPPCLO2004A	Maintain carpeted floors
CPPCLO2017A	Clean wet areas
CPPCLO2037A	Clean external surfaces
CPPCLO3038A	Clean food handling areas
PUA00 Public Safety Training Package	
PUAFIR209B	Work Safely around aircraft
SIT07 Tourism, Hospitality and Events	
SITTTSL007B	Receive and process reservations
SITTTSL010B	Control reservations or operations using a computerised system
SITTTSL014B	Construct promotional international airfares
SITTTSL009B	Process travel-related documentation
SITTTSL012B	Construct domestic airfares
SITTTSL013B	Construct normal international airfares
SITTTSL015B	Construct advanced international airfares
SITXHRM008A	Manage workplace relations
TAA04 Training and Assessment Training Package	
TAAASS501B	Lead and coordinate assessment systems and services

Code	Title
TAACMQ501B	Develop training and/or assessment organisational policies & procedures
TAACMQ503B	Lead and conduct training and/or assessment evaluations
TAACMQ504B	Determine and manage scope of training and/or assessment services
TAACMQ505B	Lead a team to foster innovation
TAADEL503B	Provide advanced facilitation to support learning
TAADEL504B	Lead and coordinate training services
TAADES501B	Design and develop learning strategies
TAADES502B	Design and develop learning resources
TAAPDD501A	Maintain and enhance professional practice
TAATAS502B	Prepare a tender bid
TAATAS503B	Manage contracted work
TAATAS504B	Facilitate group processes

TAE10 Training and Education Training Package

TAEASS401B	Plan assessment activities and processes
TAEASS402B	Assess competence
TAEASS403B	Participate in assessment validation
TAEASS502B	Design and develop assessment tools
TAEDEL301A	Provide work skill instruction
TAEDEL401A	Plan, organise and deliver group-based learning
TAEDEL402A	Plan, organise and facilitate learning in the workplace
TAEDES401A	Design and develop learning programs
TAEDES402A	Use training packages and accredited courses to meet client needs
TAELLN411	Address adult language, literacy and numeracy skills

Code	Title
TAESUS501A	Analyse and apply sustainability skills to learning programs
TLI10 Transport and Logistics Training Package	
TLIA1007C	Coordinate goods to bond premises
TLIA107C	Secure cargo
TLIA1107C	Package goods
TLIA1307C	Receive goods
TLIA1407C	Use product knowledge to complete work operations
TLIA1507C	Complete receipt/despatch documentation
TLIA1707C	Apply product knowledge to complete work operations
TLIA2007C	Replenish stock
TLIA207C	Maintain container/cargo records
TLIA2207C	Participate in stocktakes
TLIA2307C	Coordinate stocktakes
TLIA2507D	Regulate temperature controlled stock
TLIA3007C	Organise cargo for export
TLIA3107C	Consolidate freight
TLIA3207C	Organise transport of freight or goods
TLIA3307C	Organise international transport of freight
TLIA507A	Check and evaluate records and documentation
TLIA807C	Transfer cargo
TLIA907D	Complete and check import/export documentation
TLIB2029B	Use and maintain minor mechanical equipment
TLIB207C	Test equipment and isolate faults
TLIB2407B	Clean transportation units and facilities for passenger use

Code	Title
TLIB2807B	Maintain and use hand tools
TLIB2907B	Use and maintain minor mechanical equipment
TLIB307C	Carry out vehicle servicing and maintenance
TLIB407C	Carry out vehicle inspection
TLIB707C	Carry out maintenance of trailers
TLIB7307B	Clean road tankers
TLIC1051A	Operate commercial vehicle
TLIC107C	Drive Vehicle
TLIC307C	Drive medium rigid vehicle
TLIC407D	Drive heavy rigid vehicle
TLIC507D	Drive heavy combination vehicle
TLIC607C	Drive multi-combination vehicle
TLIC707C	Operate vehicle carrying special loads
TLIC807C	Drive coach/bus
TLID1007C	Operate a forklift
TLID107C	Shift materials safely using manual handling methods
TLID1307C	Move materials mechanically using automated equipment
TLID1507C	Identify and label explosives and dangerous goods
TLID1607C	Load and unload explosives and dangerous goods
TLID2003A	Handle dangerous goods/hazardous substances
TLID2007C	Care for livestock in transit
TLID207C	Shift a load using manually operated equipment
TLID2707C	Prepare for transport of packaged dangerous goods
TLID307D	Handle dangerous goods/hazardous substances

Code	Title
TLID407C	Load and unload goods/cargo
TLIE107C	Present routine workplace information
TLIE1207C	Consolidate manifest documentation
TLIE1307C	Apply workplace statistics
TLIE1407C	Compile and process export documentation
TLIE1807B	Maintain freight records
TLIE207C	Estimate/calculate mass, area and quantify dimensions
TLIE307C	Participate in basic workplace communication
TLIE407C	Prepare workplace documents
TLIE507C	Carry out basic workplace calculations
TLIE607D	Collect, analyse and present workplace data and information
TLIE707B	Use communication systems
TLIE807C	Process workplace documentation
TLIF1007C	Apply fatigue management strategies
TLIF1207C	Apply safe procedures when handling/transporting dangerous goods or explosives
TLIF1407C	Develop and maintain a safe workplace
TLIF1807B	Operate fire-fighting equipment
TLIF307C	Implement and monitor occupational health and safety procedures
TLIF607C	Apply accident – emergency procedures
TLIF6307A	Administer the implementation of fatigue management strategies
TLIF6407A	Manage fatigue management policy and procedures
TLIF707C	Implement and coordinate accident-emergency procedures
TLIF907C	Conduct cleaning operations in enclosed spaces

Code	Title
TLIG107C	Work effectively with others
TLIG207C	Lead a work team or group
TLIG607C	Facilitate work teams
TLII107D	Coordinate quality customer service
TLII207D	Apply customer service skills
TLII507C	Market services and products to clients
TLII907C	Provide on board services to customers
TLIJ107C	Apply quality procedures
TLIJ207C	Apply quality systems
TLIJ707C	Conduct internal quality audits
TLIK107C	Use infotechnology devices and computer applications in the workplace
TLIK307C	Apply keyboard skills
TLIK707C	Perform electronic data interchange (EDI) to transmit shipping documentation
TLIL1007C	Assess and confirm customer transport requirements
TLIL107C	Complete workplace orientation/induction procedures
TLIL307C	Conduct induction process
TLIL3107B	Monitor and process attendance records
TLIL3207B	Implement equal employment equity strategies
TLIL3607B	Develop rosters
TLIL3707B	Apply and amend rosters
TLIL507D	Apply conflict /grievance resolution strategies
TLIL907C	Manage personal work priorities and professional development

Code	Title
TLIO1107C	Provide revenue protection measures
TLIO1307C	Administer the security of assets and facilities
TLIP107C	Develop plans to meet customer and organisation needs
TLIP207C	Facilitate and capitalise on change in the workplace
TLIP507C	Manage workplace information
TLIP707C	Contribute to the development of a learning environment
TLIQ1007B	Maintain customer credit accounts and services
TLIQ107D	Conduct financial transactions
TLIQ1207B	Sell products and services
TLIQ1307B	Advise on and construct fares for customers
TLIQ707C	Prepare and process financial documents
TLIR107C	Monitor supplier performance
TLIR207C	Source goods/services and evaluate contractors
TLIR307C	Negotiate a contract
TLIT207C	Document a records system
TLIT307C	Identify and classify records to be captured
TLIT407C	Maintain control of records
TLIT507C	Provide information from and about records
TLIU107B	Implement and monitor environmental protection policies and procedures
TLIU607B	Conduct environmental audits
TLIU707B	Care for the environment

Overview of Training Packages

What is a Training Package?

A Training Package is an integrated set of nationally endorsed competency standards, assessment guidelines and Australian Qualifications Framework (AQF) qualifications for a specific industry, industry sector or enterprise.

Each Training Package:

- provides a consistent and reliable set of components for training, recognising and assessing people's skills, and may also have optional support materials
- enables nationally recognised qualifications to be awarded through direct assessment of workplace competencies
- encourages the development and delivery of flexible training which suits individual and industry requirements
- encourages learning and assessment in a work-related environment which leads to verifiable workplace outcomes.

How do Training Packages fit within the National Skills Framework?

The National Skills Framework applies nationally, is endorsed by the Ministerial Council for Vocational and Technical Education, and comprises the Australian Quality Training Framework 2010 (AQTF 2010), and Training Packages endorsed by the National Skills Standards Council (NSSC).

How are Training Packages developed?

Training Packages are developed by Industry Skills Councils or enterprises to meet the identified training needs of specific industries or industry sectors. To gain national endorsement of Training Packages, developers must provide evidence of extensive research, consultation and support within the industry area or enterprise.

How do Training Packages encourage flexibility?

Training Packages describe the skills and knowledge needed to perform effectively in the workplace without prescribing how people should be trained.

Training Packages acknowledge that people can achieve vocational competency in many ways by emphasising what the learner can do, not how or where they learned to do it. For example, some experienced workers might be able to demonstrate competency against the units of competency, and even gain a qualification, without completing a formal training program.

With Training Packages, assessment and training may be conducted at the workplace, off-the-job, at a training organisation, during regular work, or through work experience, work placement, work simulation or any combination of these.

Who can deliver and assess using Training Packages?

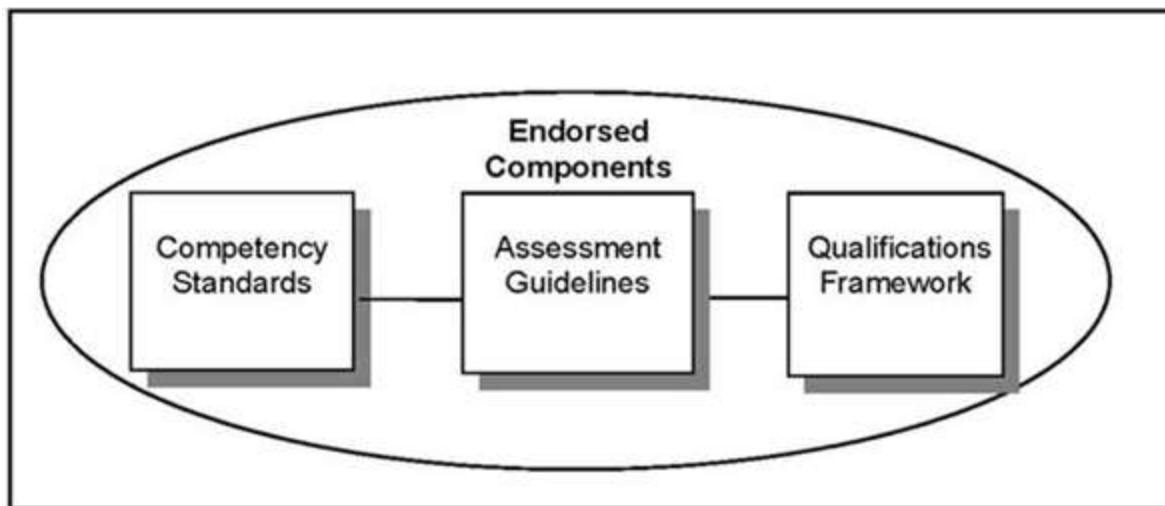
Training and assessment using Training Packages must be conducted by a Registered Training Organisation (RTO) that has the qualifications or specific units of competency on its scope of registration, or that works in partnership with another RTO, as specified in the AQTF 2010.

Training Package Components

Training Packages are made up of mandatory components endorsed by the NSSC, and optional support materials.

Training Package Endorsed Components

The nationally endorsed components include the Competency Standards, Assessment Guidelines and Qualifications Framework. These form the basis of training and assessment in the Training Package and, as such, they must be used.



Competency Standards

Each unit of competency identifies a discrete workplace requirement and includes the knowledge and skills that underpin competency as well as language, literacy and numeracy; and occupational health and safety requirements. The units of competency must be adhered to in training and assessment to ensure consistency of outcomes.

Assessment Guidelines

The Assessment Guidelines provide an industry framework to ensure all assessments meet industry needs and nationally agreed standards as expressed in the Training Package and the AQTF 2010. The Assessment Guidelines must be followed to ensure the integrity of assessment leading to nationally recognised qualifications.

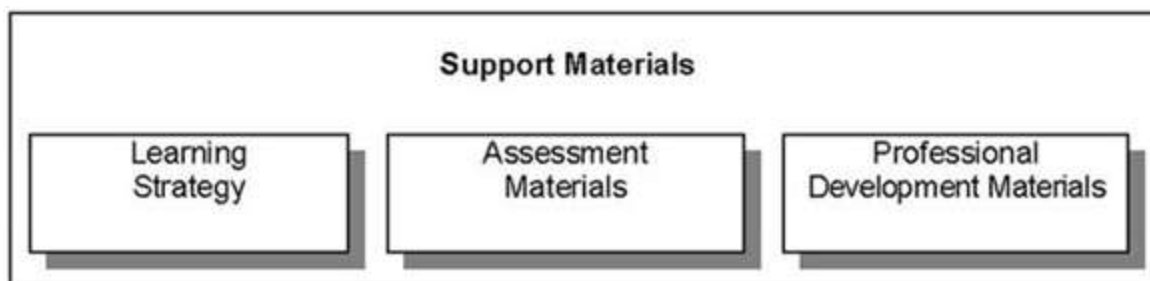
Qualifications Framework

Each Training Package provides details of those units of competency that must be achieved to award AQF qualifications. The rules around which units of competency can be combined to make up a valid AQF qualification in the Training Package are referred to as the 'packaging rules'. The packaging rules must be followed to ensure the integrity of nationally recognised qualifications issued.

Training Package Support Materials

The endorsed components of Training Packages are complemented and supported by optional support materials that provide for choice in the design of training and assessment to meet the needs of industry and learners.

Training Package support materials can relate to single or multiple units of competency, an industry sector, a qualification or the whole Training Package. They tend to fall into one or more of the categories illustrated below.



Training Package support materials are produced by a range of stakeholders such as RTOs, individual trainers and assessors, private and commercial developers and Government agencies.

Training Package, Qualification and Unit of Competency Codes

There are agreed conventions for the national codes used for Training Packages and their components. Always use the correct codes, exactly as they appear in the Training Package, **and with the code always before the title.**

Training Package Codes

Each Training Package has a unique five-character national code assigned when the Training Package is endorsed, for example XYZ08. The first three characters are letters identifying the Training Package industry coverage and the last two characters are numbers identifying the year of endorsement.

Qualification Codes

Within each Training Package, each qualification has a unique eight-character code, for example XYZ10108. Qualification codes are developed as follows:

- the first three letters identify the Training Package
- the first number identifies the qualification level (noting that, in the qualification titles themselves, arabic numbers are **not** used)
- the next two numbers identify the position in the sequence of the qualification at that level
- the last two numbers identify the year in which the qualification was endorsed. (Where qualifications are added after the initial Training Package endorsement, the last two numbers may differ from other Training Package qualifications as they identify the year in which those particular qualifications were endorsed.)

Unit of Competency Codes

Within each Training Package, each unit of competency has a unique code. Unit of competency codes are assigned when the Training Package is endorsed, or when new units of competency are added to an existing endorsed Training Package. Unit codes are developed as follows:

- a typical code is made up of 12 characters, normally a mixture of uppercase letters and numbers, as in AVIA3001B
- the first three characters signify the Training Package – AVI08 Aviation Training Package – in the above example and up to eight characters, relating to an industry sector, function or skill area, follow
- the last character is always a letter and identifies the unit of competency version. An ‘A’ at the end of the code indicates that this is the original unit of competency. ‘B’, or another incremented version identifier means that minor changes have been made. Typically this would mean that wording has changed in the range statement or evidence guide, providing clearer intent
- where changes are made that alter the outcome, a new code is assigned and the title is changed.

Training Package, Qualification and Unit of Competency Titles

There are agreed conventions for titling Training Packages and their components. Always use the correct titles, exactly as they appear in the Training Package, and with the code always placed before the title.

Training Package Titles

The title of each endorsed Training Package is unique and relates the Training Packages broad industry coverage.

Qualification Titles

The title of each endorsed Training Package qualification is unique. Qualification titles use the following sequence:

- first, the qualification is identified as either Certificate I, Certificate II, Certificate III, Certificate IV, Diploma, Advanced Diploma, Vocational Graduate Certificate, or Vocational Graduate Diploma
- this is followed by the words 'in' for Certificates I to IV, and 'of' for Diploma, Advanced Diploma, Vocational Graduate Certificate and Vocational Graduate Diploma
- then, the industry descriptor, for example Telecommunications
- then, if applicable, the occupational or functional stream in brackets, for example (Computer Systems).

For example:

- AVI20208 Certificate II in Aviation (Flight Operations)
- AVI30408 Certificate III in Aviation (Ground Operations and Service).

Unit of Competency Titles

Each unit of competency title is unique. Unit of competency titles describe the competency outcome concisely, and are written in sentence case.

For example:

- AVIA3001B Package dangerous goods for air transport
- AVIB3001B Inspect and report on an aerodrome.

Qualifications Framework

The Australian Qualifications Framework

What is the Australian Qualifications Framework?

A brief overview of the Australian Qualifications Framework (AQF) follows. For a full explanation of the AQF, see the AQF Implementation Handbook.

http://www.aqf.edu.au/Portals/0/Documents/Handbook/AQF_Handbook_07.pdf

The AQF provides a comprehensive, nationally consistent framework for all qualifications in post-compulsory education and training in Australia. In the vocational education and training (VET) sector it assists national consistency for all trainees, learners, employers and providers by enabling national recognition of qualifications and Statements of Attainment.

Training Package qualifications in the VET sector must comply with the titles and guidelines of the AQF. Endorsed Training Packages provide a unique title for each AQF qualification which must always be reproduced accurately.

Qualifications

Training Packages can incorporate the following eight AQF qualifications.

- Certificate I in ...
- Certificate II in ...
- Certificate III in ...
- Certificate IV in ...
- Diploma of ...
- Advanced Diploma of ...
- Vocational Graduate Certificate in ...
- Vocational Graduate Diploma of ...

On completion of the requirements defined in the Training Package, a Registered Training Organisation (RTO) may issue a nationally recognised AQF qualification. Issuance of AQF qualifications must comply with the advice provided in the AQF Implementation Handbook and the AQTF (Version 2013) Essential Standards for Initial and Continuing Registration.

Statement of Attainment

A Statement of Attainment is issued by a RTO when an individual has completed one or more units of competency from nationally recognised qualification(s)/courses(s). Issuance of Statements of Attainment must comply with the advice provided in the current AQF Implementation Handbook and the AQTF (Version 2013) Essential Standards for Initial and Continuing Registration.

Under the AQTF (Version 2013), RTOs must recognise the achievement of competencies as recorded on a qualification or Statement of Attainment issued by other RTOs. Given this, recognised competencies can progressively build towards a full AQF qualification.

AQF Guidelines and Learning Outcomes

The *AQF Implementation Handbook* provides a comprehensive guideline for each AQF qualification. A summary of the learning outcome characteristics and their distinguishing features for each VET related AQF qualification is provided below.

Certificate I

Characteristics of Learning Outcomes

Breadth, depth and complexity of knowledge and skills would prepare a person to perform a defined range of activities most of which may be routine and predictable.

Applications may include a variety of employment related skills including preparatory access and participation skills, broad-based induction skills and/or specific workplace skills. They may also include participation in a team or work group.

Distinguishing Features of Learning Outcomes

Do the competencies enable an individual with this qualification to:

- demonstrate knowledge by recall in a narrow range of areas
- demonstrate basic practical skills, such as the use of relevant tools
- perform a sequence of routine tasks given clear direction
- receive and pass on messages/information.

Certificate II

Characteristics of Learning Outcomes

Breadth, depth and complexity of knowledge and skills would prepare a person to perform in a range of varied activities or knowledge application where there is a clearly defined range of contexts in which the choice of actions required is usually clear and there is limited complexity in the range of operations to be applied.

Performance of a prescribed range of functions involving known routines and procedures and some accountability for the quality of outcomes.

Applications may include some complex or non-routine activities involving individual responsibility or autonomy and/or collaboration with others as part of a group or team.

Distinguishing Features of Learning Outcomes

Do the competencies enable an individual with this qualification to:

- demonstrate basic operational knowledge in a moderate range of areas
- apply a defined range of skills
- apply known solutions to a limited range of predictable problems
- perform a range of tasks where choice between a limited range of options is required
- assess and record information from varied sources
- take limited responsibility for own outputs in work and learning.

Certificate III*Characteristics of Learning Outcomes*

Breadth, depth and complexity of knowledge and competencies would cover selecting, adapting and transferring skills and knowledge to new environments and providing technical advice and some leadership in resolution of specified problems. This would be applied across a range of roles in a variety of contexts with some complexity in the extent and choice of options available.

Performance of a defined range of skilled operations, usually within a range of broader related activities involving known routines, methods and procedures, where some discretion and judgement is required in the selection of equipment, services or contingency measures and within known time constraints.

Applications may involve some responsibility for others. Participation in teams including group or team co-ordination may be involved.

Distinguishing Features of Learning Outcomes

Do the competencies enable an individual with this qualification to:

- demonstrate some relevant theoretical knowledge
- apply a range of well-developed skills
- apply known solutions to a variety of predictable problems
- perform processes that require a range of well-developed skills where some discretion and judgement is required
- interpret available information, using discretion and judgement
- take responsibility for own outputs in work and learning
- take limited responsibility for the output of others.

Certificate IV*Characteristics of Learning Outcomes*

Breadth, depth and complexity of knowledge and competencies would cover a broad range of varied activities or application in a wider variety of contexts most of which are complex and non-routine. Leadership and guidance are involved when organising activities of self and others as well as contributing to technical solutions of a non-routine or contingency nature.

Performance of a broad range of skilled applications including the requirement to evaluate and analyse current practices, develop new criteria and procedures for performing current practices and provision of some leadership and guidance to others in the application and planning of the skills. Applications involve responsibility for, and limited organisation of, others.

Distinguishing Features of Learning Outcomes

Do the competencies enable an individual with this qualification to:

- demonstrate understanding of a broad knowledge base incorporating some theoretical

concepts

- apply solutions to a defined range of unpredictable problems
- identify and apply skill and knowledge areas to a wide variety of contexts, with depth in some areas
- identify, analyse and evaluate information from a variety of sources
- take responsibility for own outputs in relation to specified quality standards
- take limited responsibility for the quantity and quality of the output of others.

Diploma

Characteristics of Learning Outcomes

Breadth, depth and complexity covering planning and initiation of alternative approaches to skills or knowledge applications across a broad range of technical and/or management requirements, evaluation and co-ordination.

The self directed application of knowledge and skills, with substantial depth in some areas where judgment is required in planning and selecting appropriate equipment, services and techniques for self and others.

Applications involve participation in development of strategic initiatives as well as personal responsibility and autonomy in performing complex technical operations or organising others. It may include participation in teams including teams concerned with planning and evaluation functions. Group or team co-ordination may be involved.

The degree of emphasis on breadth as against depth of knowledge and skills may vary between qualifications granted at this level.

Distinguishing Features of Learning Outcomes

Do the competencies or learning outcomes enable an individual with this qualification to:

- demonstrate understanding of a broad knowledge base incorporating theoretical concepts, with substantial depth in some areas
- analyse and plan approaches to technical problems or management requirements
- transfer and apply theoretical concepts and/or technical or creative skills to a range of situations
- evaluate information, using it to forecast for planning or research purposes
- take responsibility for own outputs in relation to broad quantity and quality parameters
- take some responsibility for the achievement of group outcomes.

Advanced Diploma

Characteristics of Learning Outcomes

Breadth, depth and complexity involving analysis, design, planning, execution and evaluation across a range of technical and/or management functions including development of new criteria or applications or knowledge or procedures.

The application of a significant range of fundamental principles and complex techniques across a wide and often unpredictable variety of contexts in relation to either varied or highly specific functions. Contribution to the development of a broad plan, budget or strategy is involved and accountability and responsibility for self and others in achieving the outcomes is involved.

Applications involve significant judgement in planning, design, technical or leadership/guidance functions related to products, services, operations or procedures.

The degree of emphasis on breadth as against depth of knowledge and skills may vary between qualifications granted at this level.

Distinguishing Features of Learning Outcomes

Do the competencies or learning outcomes enable an individual with this qualification to:

- demonstrate understanding of specialised knowledge with depth in some areas
- analyse, diagnose, design and execute judgements across a broad range of technical or management functions
- generate ideas through the analysis of information and concepts at an abstract level
- demonstrate a command of wide-ranging, highly specialised technical, creative or conceptual skills
- demonstrate accountability for personal outputs within broad parameters
- demonstrate accountability for personal and group outcomes within broad parameters.

Vocational Graduate Certificate

Characteristics of Competencies or Learning Outcomes

- The self-directed development and achievement of broad and specialised areas of knowledge and skills, building on prior knowledge and skills.
- Substantial breadth and complexity involving the initiation, analysis, design, planning, execution and evaluation of technical and management functions in highly varied and highly specialised contexts.
- Applications involve making significant, high-level, independent judgements in major broad or planning, design, operational, technical and management functions in highly varied and specialised contexts. They may include responsibility and broad-ranging accountability for the structure, management and output of the work or functions of others.
- The degree of emphasis on breadth, as opposed to depth, of knowledge and skills may vary between qualifications granted at this level.

Distinguishing features of learning outcomes

- Demonstrate the self-directed development and achievement of broad and specialised areas of knowledge and skills, building on prior knowledge and skills.
- Initiate, analyse, design, plan, execute and evaluate major broad or technical and management functions in highly varied and highly specialised contexts.
- Generate and evaluate ideas through the analysis of information and concepts at an abstract level.

- Demonstrate a command of wide-ranging, highly specialised technical, creative or conceptual skills in complex contexts.
- Demonstrate responsibility and broad-ranging accountability for the structure, management and output of the work or functions of others.

Vocational Graduate Diploma

Characteristics of Competencies or Learning Outcomes

- The self-directed development and achievement of broad and specialised areas of knowledge and skills, building on prior knowledge and skills.
- Substantial breadth, depth and complexity involving the initiation, analysis, design, planning, execution and evaluation of major functions, both broad and highly specialised, in highly varied and highly specialised contexts.
- Further specialisation within a systematic and coherent body of knowledge.
- Applications involve making high-level, fully independent, complex judgements in broad planning, design, operational, technical and management functions in highly varied and highly specialised contexts. They may include full responsibility and accountability for all aspects of work and functions of others, including planning, budgeting and strategy development.
- The degree of emphasis on breadth, as opposed to depth, of knowledge and skills may vary between qualifications granted at this level.

Distinguishing features of learning outcomes

- Demonstrate the self-directed development and achievement of broad and highly specialised areas of knowledge and skills, building on prior knowledge and skills.
- Initiate, analyse, design, plan, execute and evaluate major functions, both broad and within highly varied and highly specialised contexts.
- Generate and evaluate complex ideas through the analysis of information and concepts at an abstract level.
- Demonstrate an expert command of wide-ranging, highly specialised, technical, creative or conceptual skills in complex and highly specialised or varied contexts.
- Demonstrate full responsibility and accountability for personal outputs.
- Demonstrate full responsibility and accountability for all aspects of the work or functions of others, including planning, budgeting and strategy.

Assessment Guidelines

Introduction

These Assessment Guidelines provide the endorsed framework for assessment of units of competency in this Training Package. They are designed to ensure that assessment is consistent with the Australian Quality Training Framework (AQTF) Essential Standards for Initial and Continuing Registration. Assessments against the units of competency in this Training Package must be carried out in accordance with these Assessment Guidelines.

Assessment System Overview

This section provides an overview of the requirements for assessment when using this Training Package, including a summary of the AQTF requirements; licensing and registration requirements; and assessment pathways.

Quality assessment underpins the credibility of the vocational education and training (VET) sector. The Assessment Guidelines of a Training Package are an important tool in supporting quality assessment.

Assessment within the National Skills Framework is the process of collecting evidence and making judgements about whether competency has been achieved to confirm whether an individual can perform to the standards expected in the workplace, as expressed in the relevant endorsed unit of competency.

Assessment must be carried out in accordance with the:

- benchmarks for assessment
- specific industry requirements
- rules of evidence
- assessment requirements set out in the AQTF.

Benchmarks for Assessment

The endorsed units of competency in this Training Package are the benchmarks for assessment. As such, they provide the basis for nationally recognised Australian Qualifications Framework (AQF) qualifications and Statements of Attainment issued by Registered Training Organisations (RTOs).

Principles of Assessment

All assessments carried out by RTOs are required to demonstrate compliance with the principles of assessment:

- validity
- reliability
- flexibility
- fairness
- sufficiency.

These principles must be addressed in the:

- design, establishment and management of the assessment system for this Training Package

- development of assessment tools, and
- the conduct of assessment.

Validity

Assessment is valid when the process is sound and assesses what it claims to assess. Validity requires that:

- a) assessment against the units of competency must cover the broad range of skills and knowledge that are essential to competent performance
- b) assessment of knowledge and skills must be integrated with their practical application
- c) judgement of competence must be based on sufficient evidence (that is, evidence gathered on a number of occasions and in a range of contexts using different assessment methods). The specific evidence requirements of each unit of competency provide advice on sufficiency.

Reliability

Reliability refers to the degree to which evidence presented for assessment is consistently interpreted and results in consistent assessment outcomes. Reliability requires the assessor to have the required competencies in assessment and relevant vocational competencies (or to assess in conjunction with someone who has the vocational competencies). It can only be achieved when assessors share a common interpretation of the assessment requirements of the unit(s) being assessed.

Flexibility

To be flexible, assessment should reflect the candidate's needs; provide for recognition of competencies no matter how, where or when they have been acquired; draw on a range of methods appropriate to the context, competency and the candidate; and support continuous competency development.

Fairness

Fairness in assessment requires consideration of the individual candidate's needs and characteristics, and any reasonable adjustments that need to be applied to take account of them. It requires clear communication between the assessor and the candidate to ensure that the candidate is fully informed about, understands and is able to participate in, the assessment process, and agrees that the process is appropriate. It also includes an opportunity for the person being assessed to challenge the result of the assessment and to be reassessed if necessary.

Sufficiency

Sufficiency relates to the quality and quantity of evidence assessed. It requires collection of enough appropriate evidence to ensure that all aspects of competency have been satisfied and that competency can be demonstrated repeatedly. Supplementary sources of evidence may be necessary. The specific evidence requirements of each unit of competency provide advice on sufficiency. Sufficiency is also one of the rules of evidence.

Rules of Evidence

The rules of evidence guide the collection of evidence that address the principles of validity and reliability, guiding the collection of evidence to ensure that it is valid, sufficient, current and authentic.

Valid

Valid evidence must relate directly to the requirements of the unit of competency. In ensuring evidence is valid, assessors must ensure that the evidence collected supports demonstration of the outcomes and performance requirements of the unit of competency together with the knowledge and skills necessary for competent performance. Valid evidence must encapsulate the breadth and depth of the unit of competency, which will necessitate using a number of different assessment methods.

Sufficient

Sufficiency relates to the quality and quantity of evidence assessed. It requires collection of enough appropriate evidence to ensure that all aspects of competency have been satisfied and that competency can be demonstrated repeatedly. Supplementary sources of evidence may be necessary. The specific evidence requirements of each unit of competency provide advice on sufficiency.

Current

In assessment, currency relates to the age of the evidence presented by a candidate to demonstrate that they are still competent. Competency requires demonstration of current performance, so the evidence collected must be from either the present or the very recent past.

Authentic

To accept evidence as authentic, an assessor must be assured that the evidence presented for assessment is the candidate's own work.

Australian Quality Training Framework Assessment Requirements

Assessment leading to nationally recognised AQF qualifications and Statements of Attainment in the VET sector must meet the requirements of the AQTF as expressed in the AQTF (Version 2013) Essential Standards for Registration.

The AQTF (Version 2013) Essential Standards for Initial and Continuing Registration can be downloaded from < www.nssc.natese.gov.au >.

The following points summarise assessment requirements.

Registration of Training Organisations

Assessment must be conducted by, or on behalf of, an RTO formally registered by a State or Territory Registering/Course Accrediting Body in accordance with the AQTF. The RTO must have the specific units of competency and/or AQF qualifications on its scope of registration.

Quality Training and Assessment

Each RTO must provide quality training and assessment across all its operations. See the AQTF (Version 2013) Essential Standards for Initial and Continuing Registration, Standard 1.

Assessor Competency Requirements

Each person involved in training and assessment must be competent for the functions they perform. See the AQTF (Version 2013) Essential Standards for Initial and Continuing Registration, Standard 1 for assessor (and trainer) competency requirements. See also the AQTF (Version 2013) Users' Guide to the Essential Standards for Registration – Appendix 2.

Assessment Requirements

The RTOs assessments, including RPL, must meet the requirements of the relevant endorsed Training Package. See the AQTF (Version 2013) Essential Standards for Initial and Continuing Registration.

Assessment Strategies

Each RTO must have strategies for training and assessment that meet the requirements of the relevant Training Package or accredited course and are developed in consultation with industry stakeholders. See the AQTF (Version 2013) Essential Standards for Initial and Continuing Registration.

National Recognition

Each RTO must recognise the AQF qualifications and Statements of Attainment issued by any other RTO. See the AQTF (Version 2013) Essential Standards for Initial and Continuing Registration.

Access and Equity and Client Outcomes

Each RTO must adhere to the principles of access and equity and maximise outcomes for its clients. See the AQTF (Version 2013) Essential Standards for Initial and Continuing Registration.

Monitoring Assessments

Training and/or assessment provided on behalf of the RTO must be monitored to ensure that it is in accordance with all aspects of the AQTF (Version 2013) Essential Standards for Initial and Continuing Registration.

Recording Assessment Outcomes

Each RTO must manage records to ensure their accuracy and integrity. See the AQTF (Version 2013) Essential Standards for Initial and Continuing Registration.

Issuing AQF qualifications and Statement of Attainment

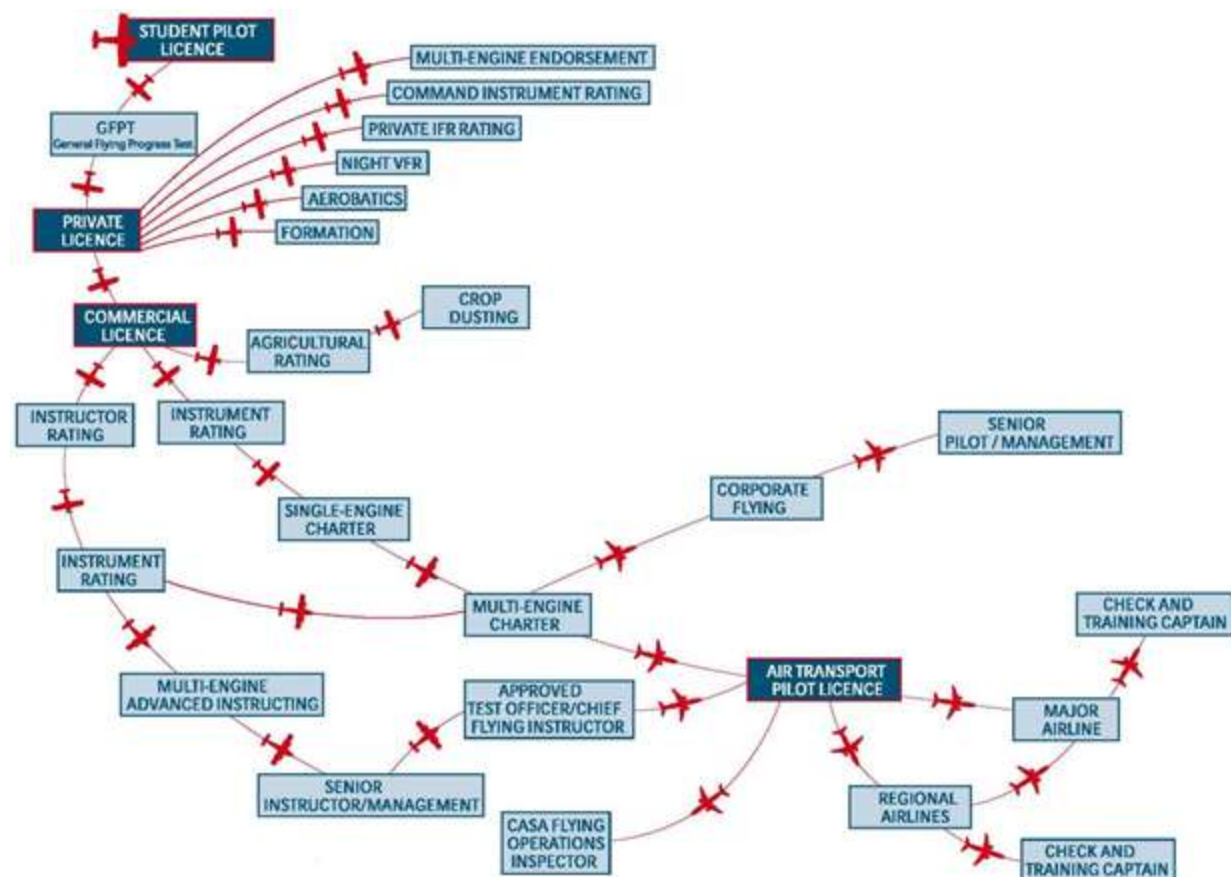
Each RTO must issue AQF qualifications and Statements of Attainment that meet the requirements of the current AQF Implementation Handbook and the endorsed Training Packages within the scope of its registration. An AQF qualification is issued once the full requirements for a qualification, as specified in the nationally endorsed Training Package are met. A Statement of Attainment is issued when an individual has completed one or more units of competency from nationally recognised qualification(s)/courses(s). See the AQTF and the edition of the AQF Implementation Handbook—available on the AQF Council website <www.aqf.edu.au>

Licensing/Registration Requirements

This section provides information on licensing/registration requirements for this Training Package, with the following important disclaimer.

Licensing and registration requirements that apply to specific industries, and vocational education and training, vary between each state and territory, and can regularly change. The developers of this Training Package consider that the licensing/registration requirements described in this section apply to RTOs, assessors or candidates with respect to this Training Package. While reasonable care has been taken in its preparation, the developers of this Training Package and DEEWR cannot guarantee that the list is definitive or accurate at the time of reading; the information in this section is provided in good faith on that basis. Contact the relevant State or Territory Department(s) of the Civil Aviation Safety Authority (CASA) to check if the licensing/registration requirements described still apply, and to check if there are any others with which you must comply. For further information contact www.casa.gov.au

Civil Aviation Pilot Career Path Licensing & Endorsements



Requirements for Assessors

In order to conduct assessment for statutory licensing or other industry registration requirements, assessors must meet the requirements outlined as follows, in addition to the AQTF requirements.

CASA

Phone:

131 757 (local call cost within Australia)

+61 2 6217 1449 (from outside Australia)

Mail: GPO Box 2005, Canberra ACT 2601

CASA Corporate Headquarters: 16 Furzer Street, Phillip ACT 2606

CASA Operations Headquarters: 12–14 The Circuit, Brisbane Airport, Qld 4007

Web: <http://www.casa.gov.au/>

Licensing requirements in High Risk Licensing Work

In order to deliver the qualifications contained in this Training Package, assessors delivering qualifications requiring High Risk Licensing Work units from this Training Package or from other Training Packages should have the following minimum competency, recognition and experience:

- formal recognition of competency at least to the level being assessed
- relevant industry experience, that is, workplace experience within the last two years in the competency area being delivered
- relevant occupational registration or licensing in areas where this is a regulatory requirement to practise in the jurisdiction where the qualification is being assessed.

A number of occupations and job roles covered by the units of competency and qualifications in the AVI08 Aviation Training Package (Version 5) may be subject to state and territory licensing requirements.

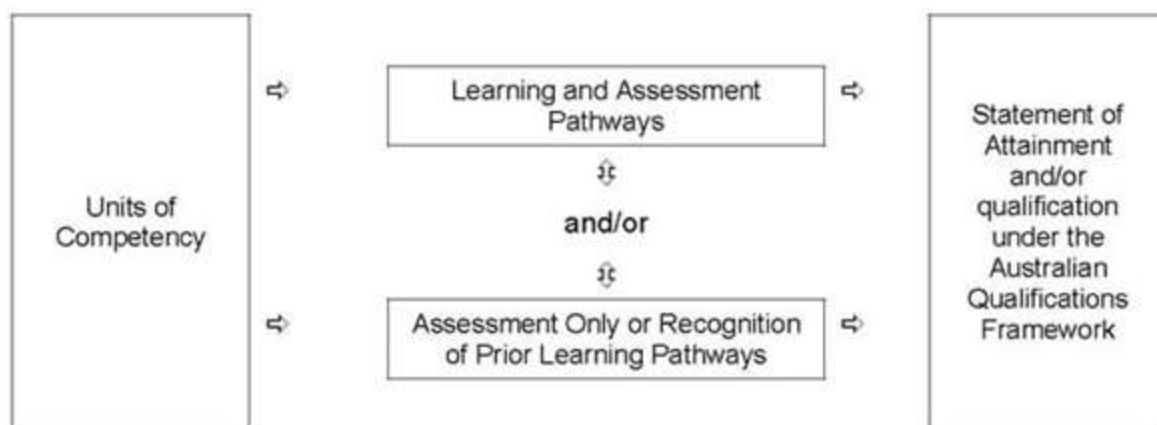
These requirements vary significantly across jurisdictions. There is however one specific unit of competency – namely TLILIC108A Licence to operate a forklift truck – which has been agreed by all Occupational Health and Safety (OH&S) regulators and the Australian Safety and Compensation Council (ASCC) as meeting certain licensing categories.

Pathways

The competencies in this Training Package may be attained in a number of ways including through:

- formal or informal education and training
- experiences in the workplace
- general life experience, and/or
- any combination of the above.

Assessment under this Training Package leading to an AQF qualification or Statement of Attainment may follow a learning and assessment pathway, an assessment-only or recognition pathway, or a combination of the two as illustrated in the following diagram.



Each of these assessment pathways leads to full recognition of competencies held - the critical issue is that the candidate is competent, not how the competency was acquired.

Assessment, by any pathway, must comply with the assessment requirements set out in the Assessment Guidelines of the Training Package and the AQTF and, where relevant, the Australian Qualifications Framework.

Credit Pathways

Credit is the value assigned for the recognition of equivalence in content between different types of learning and/or qualifications which reduces the volume of learning required to achieve a qualification.

Credit arrangements must be offered by all RTOs that offer Training Package qualifications. Each RTO must have a systematic institutional approach with clear, accessible and transparent policies and procedures.

Competencies already held by individuals can be formally assessed against the units of competency in this Training Package, and should be recognised regardless of how, when or where they were acquired, provided that the learning is relevant to the unit of competency outcomes.

Recognition of Prior Learning

Recognition of Prior Learning (RPL) is an assessment process which determines the credit outcomes of an individual application for credit.

The availability of RPL provides all potential learners with access to credit opportunities.

The RPL pathway is appropriate for candidates who have previously attained skills and knowledge and who, when enrolling in qualifications, seek to shorten the duration of their training and either continue or commence working. This may include the following groups of people:

- existing workers
- individuals with overseas qualifications
- recent migrants with established work histories
- people returning to the workplace
- people with disabilities or injuries requiring a change in career.

As with all assessment, RPL assessment should be undertaken by academic or teaching staff with expertise in the subject, content of skills area, as well as knowledge of and expertise in RPL assessment policies and procedures.

Assessment methods used for RPL should provide a range of ways for individuals to demonstrate that they have met the required outcomes and can be granted credit. These might include:

- questioning (oral or written)
- consideration of a portfolio and review of contents
- consideration of third party reports and/or other documentation such as documentation such as articles, reports, project material, papers, testimonials or other products prepared by the RPL applicant that relate to the learning outcomes of the relevant qualification component
- mapping of learning outcomes from prior formal or non-formal learning to the relevant qualification components
- observation of performance

- participation in structured assessment activities the individual would normally be required to undertake if they were enrolled in the qualification component/s.

In a RPL pathway, the candidate provides current, quality evidence of their competency against the relevant unit of competency. This process may be directed by the candidate and verified by the assessor. Where the outcomes of this process indicate that the candidate is competent, structured training is not required. The RPL requirements of the AQTF must be met.

As with all assessment, the assessor must be confident that the evidence indicates that the candidate is currently competent against the endorsed unit of competency. This evidence may take a variety of forms and might include certification, references from past employers, testimonials from clients, work samples and/or observation of the candidate. The onus is on candidates to provide sufficient evidence to satisfy assessors that they currently hold the relevant competencies. In judging evidence, the assessor must ensure that the evidence of prior learning is:

- authentic (the candidate's own work)
- valid (directly related to the current version of the relevant endorsed unit of competency)
- reliable (shows that the candidate consistently meets the endorsed unit of competency)
- current (reflects the candidate's current capacity to perform the aspect of the work covered by the endorsed unit of competency)
- sufficient (covers the full range of elements in the relevant unit of competency and addresses the four dimensions of competency, namely task skills, task management skills, contingency management skills, and job/role environment skills).

Credit Transfer

Credit transfer is a process which provides learners with agreed and consistent credit outcomes based on equivalences in content between matched qualifications.

This process involves education institutions:

- mapping, comparing and evaluating the extent to which the defined learning outcomes and assessment requirements of the individual components of one qualification are equivalent to the learning outcomes and assessment requirements of the individual components of another qualification
- making an educational judgment of the credit outcomes to be assigned between the matched components of the two qualifications
- setting out the agreed credit outcomes in a documented arrangement or agreement
- publicising the arrangement/agreement and credit available.

Combination of Pathways

Credit may be awarded on the basis of a combination of credit transfer plus an individual RPL assessment for additional learning. Once credit has been awarded on the basis of RPL, subsequent credit transfer based on these learning outcomes should not include revisiting the RPL assessment but should be based on credit transfer or articulation or other arrangements between providers.

Where candidates for assessment have gained competencies through work and life experience and gaps in their competence are identified, or where they require training in new areas, a combination of pathways may be appropriate.

In such situations, the candidate may undertake an initial assessment to determine their current competency. Once current competency is identified, a structured learning and assessment program ensures that the candidate acquires the required additional competencies identified as gaps.

Assessor Requirements

This section identifies the mandatory competencies for assessors, and clarifies how others may contribute to the assessment process where one person alone does not hold all the required competencies.

Assessor Competencies

The AQTF specifies mandatory competency requirements for assessors. For information, Element 1.4 from the AQTF (Version 2013) Essential Standards for Initial and Continuing Registration follows:

- 1.4 *Training and assessment are conducted by trainers and assessors who:*
- a) *have the necessary training and assessment competencies as determined by the National Quality Council or its successors*
 - b) *have the relevant vocational competencies at least to the level being delivered or assessed*
 - c) *can demonstrate current industry skills directly relevant to the training/assessment being undertaken*
 - d) *continue to develop their vocational education and training (VET) knowledge and skills as well as their industry currency and trainer/assessor competence.*

** See AQTF 2010 Users' Guide to the Essential Standards for Registration - Appendix 2.*

Designing Assessment Tools

This section provides an overview on the use and development of assessment tools.

Use of Assessment Tools

Assessment tools provide a means of collecting the evidence that assessors use in making judgements about whether candidates have achieved competency.

There is no set format or process for the design, production or development of assessment tools. Assessors may use prepared assessment tools, such as those specifically developed to support this Training Package, or they may develop their own.

Using Prepared Assessment Tools

If using prepared assessment tools, assessors should ensure these relate to the current version of the relevant unit of competency. The current unit of competency can be checked on the National Register <www.training.gov.au>.

Developing Assessment Tools

When developing their own assessment tools, assessors must ensure that the tools:

- are benchmarked against the relevant unit or units of competency;
- are reviewed as part of the validation of assessment strategies required under the AQTF; and
- meet the assessment requirements expressed in the AQTF (Version 2013) Essential Standards for Initial and Continuing Registration.

A key reference for assessors developing assessment tools is TAE10 Training and Education Training Package.

Language, Literacy and Numeracy

The design of assessment tools must reflect the language, literacy and numeracy competencies required for the performance of a task in the workplace and not exceed these expectations.

Conducting Assessment

This section details the mandatory assessment requirements and provides information on equity in assessment including reasonable adjustment.

Mandatory Assessment Requirements

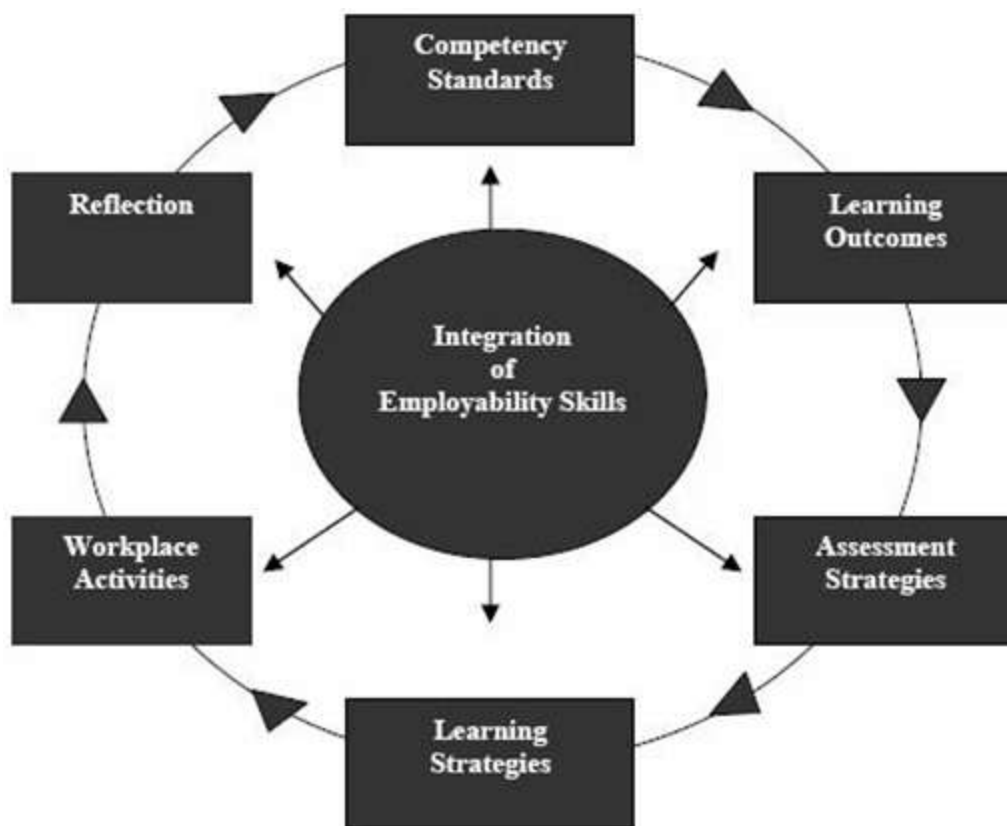
Assessments must meet the criteria set out in the AQTF (Version 2013) Essential Standards for Initial and Continuing Registration. For information, the mandatory assessment requirements from Standard 1 from the AQTF (Version 2013) Essential Standards for Initial and Continuing Registration are as follows:

1.5 Assessment, including Recognition of Prior Learning (RPL):

meets the requirements of the relevant Training Package or accredited course
is conducted in accordance with the principles of assessment and the rules of evidence
meets workplace and, where relevant, regulatory requirements
is systematically validated.

Assessment of Employability Skills

Employability Skills are integral to workplace competency. As such they must be considered in the design, customisation, delivery and assessment of vocational education and training programs in an integrated and holistic way, as represented diagrammatically below.



Employability Skills are embedded and explicit within each unit of competency. Training providers must use Employability Skills information in order to design valid and reliable training and assessment strategies. This analysis could include:

- reviewing units of competency to locate relevant Employability Skills and determine how they are applied within the unit
- analysing the Employability Skills Summary for the qualification in which the unit or units are packaged to help clarify relevant industry and workplace contexts and the application of Employability Skills at that qualification outcome
- designing training and assessment to address Employability Skills requirements.

The National Quality Council (NQC) has endorsed a model for assessing and reporting Employability Skills, which contains further suggestions about good practice strategies in teaching, assessing, learning and reporting Employability Skills. The model is available from <http://www.training.com.au/>.

The endorsed approach includes learners downloading qualification specific Employability Skills Summaries for Training Package qualifications from an online repository at <http://employabilityskills.training.com.au>

For more information on Employability Skills in the Transport and Logistics, Aviation and Maritime Training Packages, go to the Transport and Logistics Industry Skills Council website at: www.tlisc.org.au

Access and Equity

An individual's access to the assessment process should not be adversely affected by restrictions placed on the location or context of assessment beyond the requirements specified in this Training Package: training and assessment must be bias-free.

Under the rules for their development, Training Packages must reflect and cater for the increasing diversity of Australia's VET clients and Australia's current and future workforce. The flexibilities offered by Training Packages should enhance opportunities and potential outcomes for all people so that we can all benefit from a wider national skills base and a shared contribution to Australia's economic development and social and cultural life.

Reasonable Adjustments

It is important that education providers take meaningful, transparent and reasonable steps to consult, consider and implement reasonable adjustments for students with disability. Under the Disability Standards for Education 2005, education providers must make reasonable adjustments for people with disability to the maximum extent that those adjustments do not cause that provider unjustifiable hardship. While 'reasonable adjustment' and 'unjustifiable hardship' are different concepts and involve different considerations, they both seek to strike a balance between the interests of education providers and the interests of students with and without disability.

An adjustment is any measure or action that a student requires because of their disability, and which has the effect of assisting the student to access and participate in education and training on the same basis as students without a disability. An adjustment is reasonable if it achieves this purpose while taking into account factors such as the nature of the student's disability, the views of the student, the potential effect of the adjustment on the student and others who might be affected, and the costs and benefits of making the adjustment.

An education provider is also entitled to maintain the academic integrity of a course or program and to consider the requirements or components that are inherent or essential to its nature when assessing whether an adjustment is reasonable. There may be more than one adjustment that is reasonable in a given set of circumstances; education providers are required to make adjustments that are reasonable and that do not cause them unjustifiable hardship.

The Training Package Guidelines provides more information on reasonable adjustment, including examples of adjustments. Go to

http://www.nssc.natese.gov.au/training_packages/tpdh/assessment_guidelines.

Further Sources of Information

The section provides a listing of useful contacts and resources to assist assessors in planning, designing, conducting and reviewing of assessments against this Training Package.

Contacts

Transport and Logistics Industry Skills
Council

Level 4, 411 Collins Street

Melbourne VIC 3000

Ph: +61 3 9604 7200

Fax: +61 9606 8903

Email: tlisc@tlisc.org.au

Web: www.tlisc.org.au

For information on the TAE Training and
Education Training Package contact:

Innovation & Business Skills Australia

Level 11, 176 Wellington Parade

East Melbourne VIC 3002

Telephone: (03) 9815 7000

Facsimile: (03) 9815 7001

Email: reception@ibsa.org.au

Web: www.ibsa.org.au

General Resources

Australian Qualifications Framework, Second Edition 2013. Australian Qualifications Framework Advisory Board, <www.aqf.edu.au>

Australian Quality Training Framework (AQTF) and AQTF (Version 2013) Users' Guide to the Essential Conditions and Standards for Initial Registration and Users' Guide to the Essential Conditions and Standards for Continuing Registration.<www.nssc.natese.gov.au/vet_standards/standards_for_rtos/aqtf_user_guides>.

For general information and resources go to <http://www.training.com.au/>

The National Register is an electronic database providing comprehensive information about RTOs, Training Packages and accredited courses - www.training.gov.au

The Training Package Development Handbook site provides National Quality Council policy for the development of Training Packages. The site also provides guidance material for the application of that policy, and other useful information and links.

http://www.nssc.natese.gov.au/training_packages/standards_and_policies.

Competency Standards

What is Competency?

The broad concept of industry competency concerns the ability to perform particular tasks and duties to the standard of performance expected in the workplace. Competency requires the application of specified skills, knowledge and attitudes relevant to effective participation in an industry, industry sector or enterprise.

Competency covers all aspects of workplace performance and involves performing individual tasks; managing a range of different tasks; responding to contingencies or breakdowns; and, dealing with the responsibilities of the workplace, including working with others. Workplace competency requires the ability to apply relevant skills, knowledge and attitudes consistently over time and in the required workplace situations and environments. In line with this concept of competency Training Packages focus on what is expected of a competent individual in the workplace as an outcome of learning, rather than focussing on the learning process itself.

Competency standards in Training Packages are determined by industry to meet identified industry skill needs. Competency standards are made up of a number of units of competency each of which describes a key function or role in a particular job function or occupation. Each unit of competency within a Training Package is linked to one or more AQF qualifications.

Contextualisation of Units of Competency by RTOs

Registered Training Organisations (RTOs) may contextualise units of competency in this endorsed Training Package to reflect required local outcomes. Contextualisation could involve additions or amendments to the unit of competency to suit particular delivery methods, learner profiles, specific enterprise equipment requirements, or to otherwise meet local needs. However, the integrity of the overall intended outcome of the unit of competency must be maintained.

Any contextualisation of units of competency in this Training Package must be within the bounds of the following advice:

- RTOs must not remove or add to the number and content of elements and performance criteria.
- RTOs can include specific industry terminology in the range statement.
- Any amendments and additions to the range statement made by RTOs must not diminish the breadth of application of the competency, or reduce its portability.
- RTOs may add detail to the evidence guide in areas such as the critical aspects of evidence or required resources and infrastructure—but only where these expand the breadth of the competency and do not limit its use.

Components of Units of Competency

The components of units of competency are summarised below, in the order in which they appear in each unit of competency.

Unit Title

The unit title is a succinct statement of the outcome of the unit of competency. Each unit of competency title is unique, both within and across Training Packages.

Unit Descriptor

The unit descriptor broadly communicates the content of the unit of competency and the skill area it addresses. Where units of competency have been contextualised from units of competency from other endorsed Training Packages, summary information is provided. There may also be a brief second paragraph that describes its relationship with other units of competency, and any licensing requirements.

Employability Skills

This sub-section contains a statement that the unit contains Employability skills.

Pre-requisite Units (optional)

If there are any units of competency that must be completed before the unit, these will be listed.

Application of the Unit

This sub-section fleshes out the unit of competency's scope, purpose and operation in different contexts, for example, by showing how it applies in the workplace.

Competency Field (Optional)

The competency field either reflects the way the units of competency are categorised in the Training Package or denotes the industry sector, specialisation or function. It is an optional component of the unit of competency.

Sector (optional)

The industry sector is a further categorisation of the competency field and identifies the next classification, for example an elective or supervision field.

Elements of Competency

The elements of competency are the basic building blocks of the unit of competency. They describe in terms of outcomes the significant functions and tasks that make up the competency.

Performance Criteria

The performance criteria specify the required performance in relevant tasks, roles, skills and in the applied knowledge that enables competent performance. They are usually written in passive voice. Critical terms or phrases may be written in bold italics and then defined in range statement, in the order of their appearance in the performance criteria.

Required Skills and Knowledge

The essential skills and knowledge are either identified separately or combined. *Knowledge* identifies what a person needs to know to perform the work in an informed and effective manner. *Skills* describe the application of knowledge to situations where understanding is converted into a workplace outcome.

Range Statement

The range statement provides a context for the unit of competency, describing essential operating conditions that may be present with training and assessment, depending on the work situation, needs of the candidate, accessibility of the item, and local industry and regional contexts. As applicable, the meanings of key terms used in the performance criteria will also be explained in the range statement.

Evidence Guide

The evidence guide is critical in assessment as it provides information to the Registered Training Organisation (RTO) and assessor about how the described competency may be demonstrated. The evidence guide does this by providing a range of evidence for the assessor to make determinations, and by providing the assessment context. The evidence guide describes:

- conditions under which competency must be assessed including variables such as the assessment environment or necessary equipment
- relationships with the assessment of any other units of competency
- suitable methodologies for conducting assessment including the potential for workplace simulation
- resource implications, for example access to particular equipment, infrastructure or situations
- how consistency in performance can be assessed over time, various contexts and with a range of evidence
- the required underpinning knowledge and skills.

Employability Skills in Units of Competency

The detail and application of Employability Skills facets will vary according to the job-role requirements of each industry. In developing Training Packages, industry stakeholders are consulted to identify appropriate facets of Employability Skills which are incorporated into the relevant units of competency and qualifications.

Employability Skills are not a discrete requirement contained in units of competency (as was the case with Key Competencies). Employability Skills are specifically expressed in the context of the work outcomes described in units of competency and will appear in elements, performance criteria, range statements and evidence guides. As a result, users of Training Packages are required to review the entire unit of competency in order to accurately determine Employability Skills requirements.

How Employability Skills relate to the Key Competencies

The eight nationally agreed Employability Skills now replace the seven Key Competencies in Training Packages. Trainers and assessors who have used Training Packages prior to the introduction of Employability Skills may find the following comparison useful.

Employability Skills	Key Competencies
Communication	Communicating ideas and information
Teamwork	Working with others and in teams
Problem solving	Solving problems Using mathematical ideas and techniques
Initiative and enterprise	
Planning and organising	Collecting, analysing and organising information Planning and organising activities
Self-management	
Learning	
Technology	Using technology

When analysing the above table it is important to consider the relationship and natural overlap of Employability Skills. For example, using technology may involve communication skills and combine the understanding of mathematical concepts.

Explicitly embedding Employability Skills in units of competency

This Training Package seeks to ensure that industry-endorsed Employability Skills are explicitly embedded in units of competency. The application of each skill and the level of detail included in each part of the unit will vary according to industry requirements and the nature of the unit of competency.

Employability Skills must be both explicit and embedded within units of competency. This means that Employability Skills will be:

- embedded in units of competency as part of the other performance requirements that make up the competency as a whole
- explicitly described within units of competency to enable Training Packages users to identify accurately the performance requirements of each unit with regards to Employability Skills.

This Training Package also seeks to ensure that Employability Skills are well-defined and written into units of competency so that they are apparent, clear and can be delivered and assessed as an essential component of unit work outcomes.

Sample unit of competency components showing Employability Skills

The following table shows the sequence of a unit of competency, and each cell contains text taken from a range of units. It provides examples of where and how various Employability Skills could be embedded in each component.

Please note that in the example, the bracketed Employability Skills are provided for clarification only and would not be present in units of competency within this Training Package.

Unit Title	Give formal presentations and take part in meetings (Communication)
Unit Descriptor	This unit covers the skills and knowledge required to promote the use and implementation of innovative work practices to effect change. (Initiative and enterprise)
Element	Proactively resolve issues. (problem solving)
Performance Criteria	Information is organised in a format suitable for analysis and dissemination in accordance with organisational requirements. (Planning and organising)
Range Statement	Software applications may include email, internet, word processing, spreadsheet, database or accounting packages. (technology)
Required Skills and Knowledge	Modify activities depending on differing workplace contexts, risk situations and environments. (Learning) Work collaboratively with others during a fire emergency. (teamwork) Instructions, procedures and other information relevant the

maintenance of vessel and port security. (Communication)

Evidence of having worked constructively with a wide range of community groups and stakeholders to solve problems and adapt or design new solutions to meet identified needs in crime prevention. In particular, evidence must be obtained on the ability to:

Evidence Guide

assess response options to identified crime-prevention needs and determine the optimal action to be implemented

in consultation with relevant others, design an initiative to address identified issues. (Initiative and enterprise).

Employability Skills Summaries and units of competency

An Employability Skills Summary exists for each qualification. Summaries include broad advice on industry expectations with regard to Employability Skills at the qualification level. Summaries should be used by trainers and assessors to assist in identifying the Employability Skills requirements contained within units of competency.

The AVI08 Aviation Training Package (Version 5)

AVI08 Aviation Training Package (Version 5) is the outcome of a review and redevelopment process.

Introduction

The endorsed components of the AVI08 Aviation Training Package (Version 5) include national competency standards for:

- Aerodrome Operations qualification
- Remote Pilot - Visual Line of Sight qualification
- Aviation Transport Protection qualifications

The AVI08 Aviation Training Package (Version 5) has been developed by the Transport and Logistics Industry Skills Council (TLISC) on behalf of the Australian Aviation Industry. An extensive review and consultation process occurred across all sectors of the Aviation Industry and with stakeholders in Aviation Industry training.

Summary of Changes in AVI08 Version 5

The new features of the AVI08 Aviation Training Package (Version 5) include:

- 33 units have been developed or significantly revised
- 5 new and updated Skill Sets have been added
- 4 new qualifications have been added.

Profile of the Australian Aviation Industry

Australia's aviation environment is unique: large, sparsely settled and a long way from the rest of the world. The Aviation Industry has four principal areas: general aviation, regional airlines, domestic airlines and international airlines.

The general aviation sector is made up of all non-scheduled flying activity in Australia, other than that performed by the major domestic and international airlines. The major categories of flying are private, business, training, aerial agriculture, charter and aerial work. In the last few years, aerial agriculture, private flying and charter activity as well as regional flying have all seen significant increases in activity.

Competitiveness and consumer demands for safety and security as well as regulatory compliance continue to impact on the skills needed by employees in the industry.

Nationally recognised qualifications and the portability of skills are of increased importance, both for employers within the industry and for career planning for individuals.

The trend towards globalisation is placing increasing demands on the skills base in the aviation industry. Consequently, the skills base must continue to develop to support the delivery of the world's best practice in aviation services. This will ensure the international competitiveness of the aviation industry as it increasingly competes in both global and regional markets.

This Training Package is designed to help companies and training organisations produce a flexible and nationally consistent competent workforce for the aviation industry. It covers qualifications from Certificate I to Diploma and covers occupations in Ground Operations, Flight Operations, Air Traffic Control and Pilot Pathway.

Work in the Industry

The work roles and functions covered by this Training Package are from entry level through to senior management and include:

- Flight Crew (Commercial Pilots, Flight Instructors, Helicopter Aircrewman and Rescue Crewman)
- Pilot (Remotely Piloted Aircraft)
- Cabin Crew and Supervisory Cabin Crew
- Air Traffic Control
- Airport Management
- Aerodrome Reporting Services
- Baggage Handling and Freight Services
- Ground Support and Ramp Services
- General Airport Operations
- Check in and Customer Service Staff
- Aviation Transport Protection.

Impacts on Training Package Development

Increased customer requirements, outsourcing, industry reform, competitive pressures, safety requirements, new technologies, environmental considerations, and regulatory and licensing requirements have all been addressed in the development of AVI08 Aviation Training Package (Version 4).

Licensing/Registration Requirements

The Aviation Industry is bound by a wide range of licensing and regulatory requirements, including but not limited to:

- Civil Aviation Regulations (CARs), Civil Aviation Safety Regulations (CASRs) and other regulatory and advisory requirements of the Civil Aviation Safety Authority (CASA)
- relevant requirements, standards and recommended practices of the International Civil Aviation Organisation (ICAO)
- local instructions of airport authorities and air traffic services
- relevant national, state/territory emergency services regulations
- relevant state/territory road rules
- relevant state/territory roads and traffic authority driving regulations and licence/permit requirements, including mass and loading regulations and state/territory oversize/mass pilot/escort permit requirement
- fatigue management regulations and codes of practice
- Australian, international and state/territory regulations and codes of practice for the handling, storage and transport of dangerous goods and hazardous substances, including:

- Australian and International Dangerous Goods Codes
- IATA's 'Dangerous Goods by Air' regulations
- Australian and International Explosives Codes
- quarantine regulations administered by the Australian Quarantine and Inspection Service (AQIS)
- customs regulations (export/import/bond requirements)
- relevant state/territory OH&S legislation
- relevant state/territory environmental protection legislation.

Persons employed in the Aviation Industry need to fulfil competency and training requirements as detailed in the regulations relevant to their occupation. Persons assessed as complying with these requirements are usually provided with some form of certification by CASA or other relevant bodies. These are certificates required by the relevant state/territory or Australian legislation or international code or convention before a person can be allowed to work in the occupation covered under the legislation. These certificates should not be confused with national educational qualifications that are issued by Registered Training Organisations (RTOs). While in the Aviation Industry there is a close relationship between the regulatory certificates and the National VET qualifications, they are issued by different organisations under different legislative authority.

It should be noted that regulatory requirements are usually subject to ongoing review and improvement. There are also many national initiatives to improve consistency and cooperative arrangements across state/territory regulatory requirements. Given the dynamic nature of these reforms and improvements, it is important that RTOs access and interpret current regulatory requirements from CASA and other relevant regulatory authorities. Training and assessment resources and processes then will need to be adjusted to suitably incorporate and accommodate any pertinent changes to regulatory requirements.

The regulatory/licensing requirements pertinent to a specific competency unit are dependent on the contexts within which the units are typically applied. As part of its development, additional detail has been provided throughout the Training Package to alert RTOs and other users of the Training Package to the licensing regulatory requirements pertinent to specific units within the Training Package. The Assessment Guidelines have also been designed to incorporate information on action RTOs should take to ensure that trainees are not only prepared and assessed against the competency units in the standards, but also fulfil relevant requirements of pertinent licensing/regulatory authorities.

Licensing and registration requirements that apply to specific industries and vocational education and training vary between each state and territory, and can regularly change. As a result, for information on applicable licensing and registration requirements please contact: Civil Aviation Safety Authority (CASA) at www.casa.gov.au or

Transport and Logistics Industry Skills Council at:
Level 4, 411 Collins Street
Melbourne VIC 3000
T: 03 9604 7200
E: tlisc@tlisc.org.au W: www.tlisc.org.au

Defence Aviation

The Australian Defence Force (ADF) owns and operates aircraft for the defence of Australia. The ADF has developed and established a regulatory framework for ADF aircraft in much the same way as commercial aviation meets regulations determined by the Civil Aviation Safety Authority (CASA). Therefore, RTOs delivering training for Defence must interpret the competencies according to Defence regulations and instructions.

Should RTOs delivering training or assessment require further information, they should contact:

Assistant Director National Skills Framework
Directorate Education and Learning Systems
Defence Education and Training Development Branch
Campbell Park (Defence); ACT 2600
T: (07) 3332 7756

High Risk Licensing

The licensing unit TLILIC108A Licence to operate a forklift truck is included in this Training Package as an imported unit. This unit was created as part of the DEEWR project which developed licensing units that reflect the minimum safety standards required by persons performing high risk work to obtain a 'licence to operate', as required by the OH&S regulators in each state and territory. (In total, twenty-six licensing units were developed. These units are made up of twelve units allocated to the TLI10 Transport and Logistics Training Package, twelve units allocated to the CPP08 Construction Training Package and two allocated to the UEP06 Electricity Supply Industry – Generation Sector Training Package.)

This work was undertaken to support the Australian Safety and Compensation Council (ASCC) agreement to declare the National Standard for Licensing Persons Performing High Risk Work (the National Standard). The National Standard applies to the operation of crane and hoists, forklifts and pressure equipment and the undertaking of scaffolding, rigging and dogging. The National Standard requires training and assessment to be undertaken by RTOs under the Australian Quality Training Framework (AQTF).

This imported licensing unit is easily identified in the AVI08 Aviation Training Package with the code beginning TLILIC. It is to be used for training and assessing for licensing purposes, whereas current industry units are to be used for assessing workplace competence, which occurs following employment and experience on the job.

Training Package Review Methodology

Broad process

The broad processes for the review of the AVI08 Aviation Training Package (Version 4) include:

Desktop research drawing from a range of information sources

Including:

- the existing versions of the AVI08 Aviation Training Package (i.e. AVI08 Version 3.1)
- aviation regulations, certification requirements and codes of practice
- guidelines for Training Package development
- related developments in higher education and schools
- related Training Packages (e.g. business, tourism, health and asset maintenance)

- existing accredited courses for aviation occupations.

Industry and VET consultation processes

Including:

- consultative forums of key stakeholders at key stages of the project
- individual consultative meetings as required
- maintenance of an issues register to track inputs and suggested changes received from stakeholders
- meetings with the equity adviser appointed to the review to ensure that all equity requirements had been fulfilled
- meetings with representatives of the Aviation regulatory authorities to ensure that all proposed changes were consistent with regulatory requirements
- development of schedules of agreed changes to guide the consultants and the project steering committee.

Validation

Including:

- validation meetings to confirm that agreed changes had been made and to identify any further enhancements necessary
- validation meetings to confirm continued inclusion of units where no changes were required.
-

Qualifications Pathways

There are many pathways into and through occupations within the Aviation Industry. These occupations are subject to a wide range of state, territory, national and international regulatory requirements, codes and licences.

For many of the occupations, it is desirable to hold a certificate of competency or at least to have completed specific certification requirements before a person can be actively employed on the types of machinery concerned in particular operational areas. These certification requirements include educational requirements (e.g. the educational qualifications contained in this Training Package) but also involve a range of other requirements such as medical certificates, radio operator certificates, etc. In other words, for many occupations in the Aviation Industry, the achievement of an educational qualification is only a partial fulfilment of the regulatory requirements that must be demonstrated by a person seeking a certificate of competency from the relevant state or territory regulatory or safety authority.

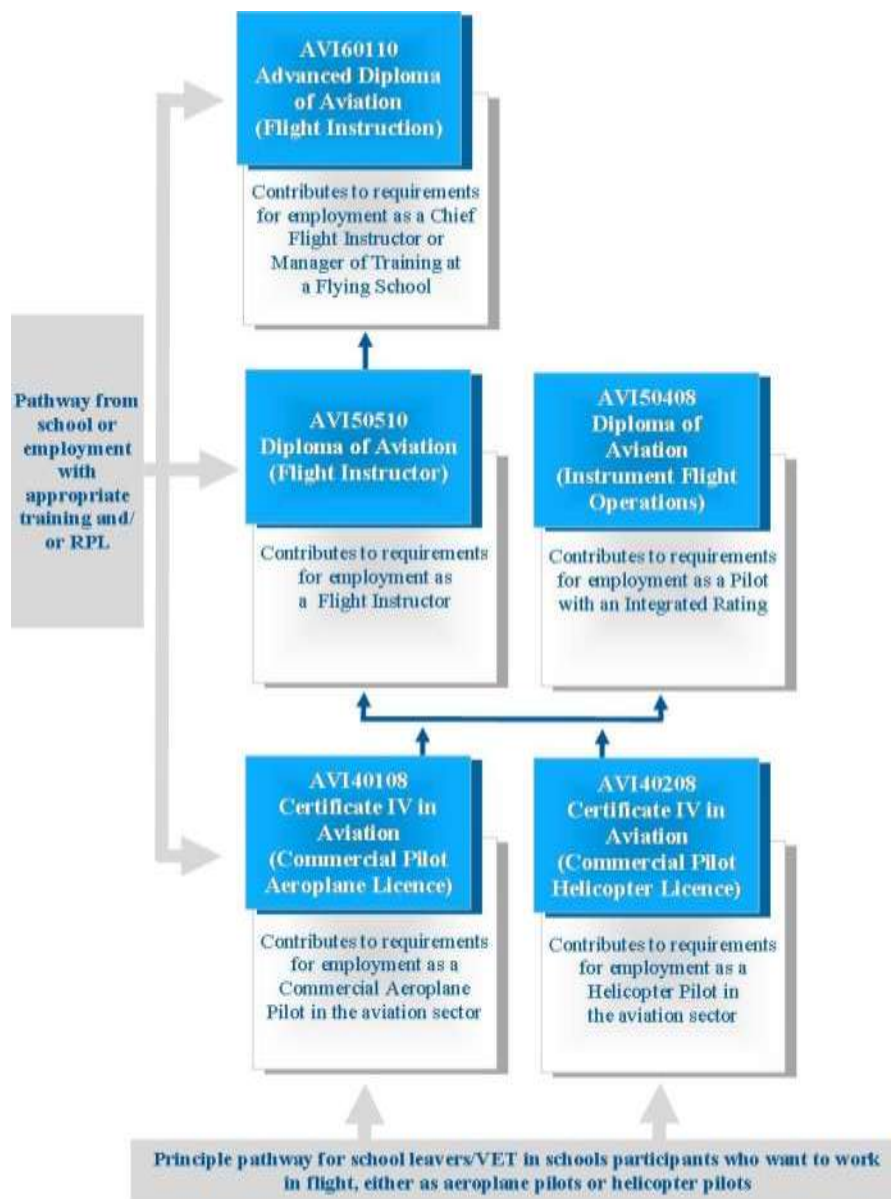
The information described in Figures 1–7 explains the more significant pathways between qualifications and does not represent the only pathways. The information describes the pathway relationships between the ‘education pathways’ and is not intending to provide information on the diverse range of occupations and positions in the Aviation Industry. Users of the AVI08 Aviation Training Package are therefore encouraged to access the pertinent documents from the relevant authorities to understand the various regulated occupations in the Aviation Industry and the full certification requirements for each.

VET in Schools

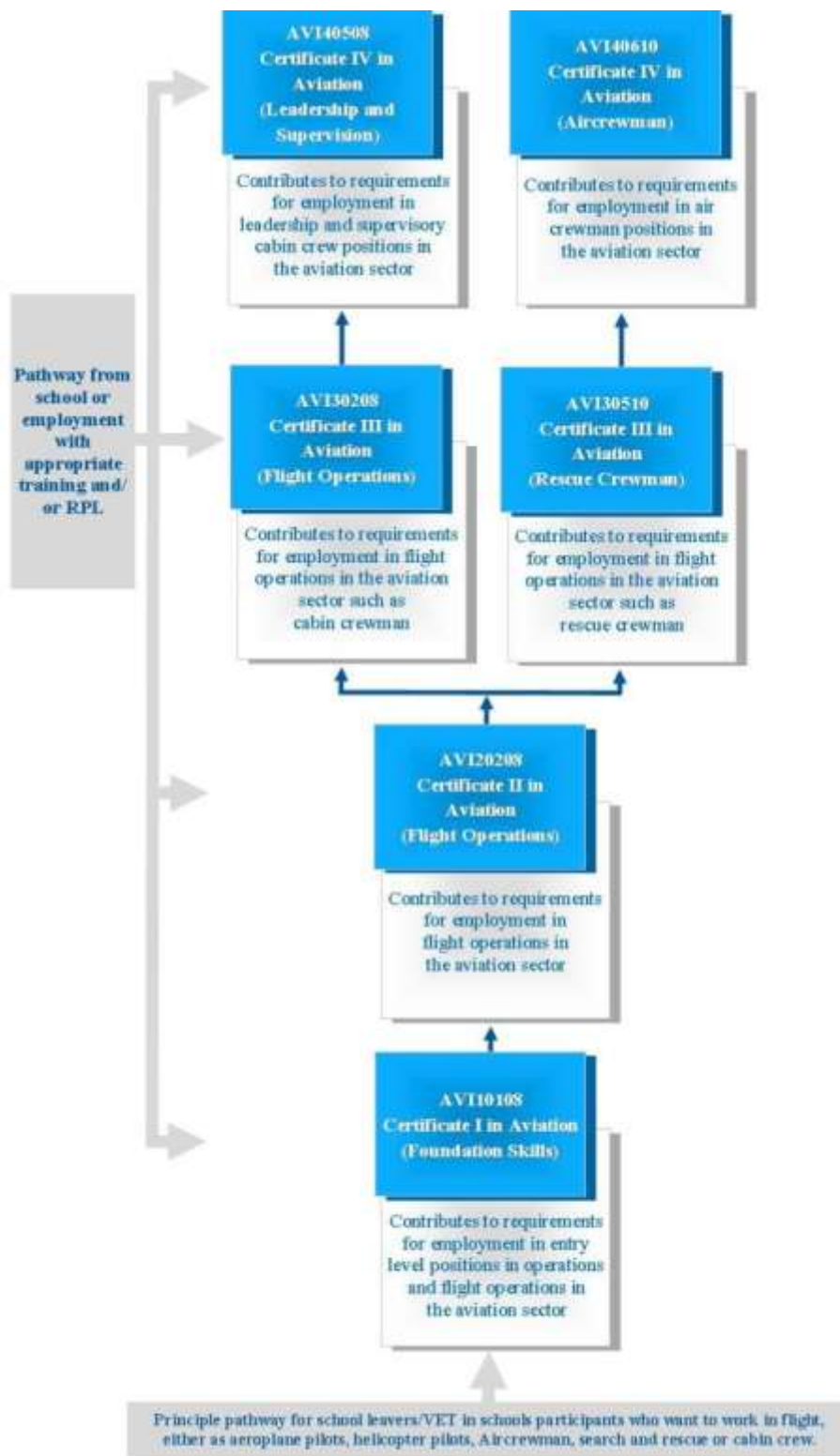
There are some qualifications within AVI08 Aviation Training Package (Version 5) that may be delivered and assessed as part of the VET in Schools initiatives. However, schools and RTOs wishing to pursue this pathway should firstly consult with Industry Stakeholders, CASA, and State and Territory Training Authorities (STAs) as to the appropriateness of this pathway so as to not raise false expectations around employment/career aspirations.

Australian Apprenticeships Job Pathways

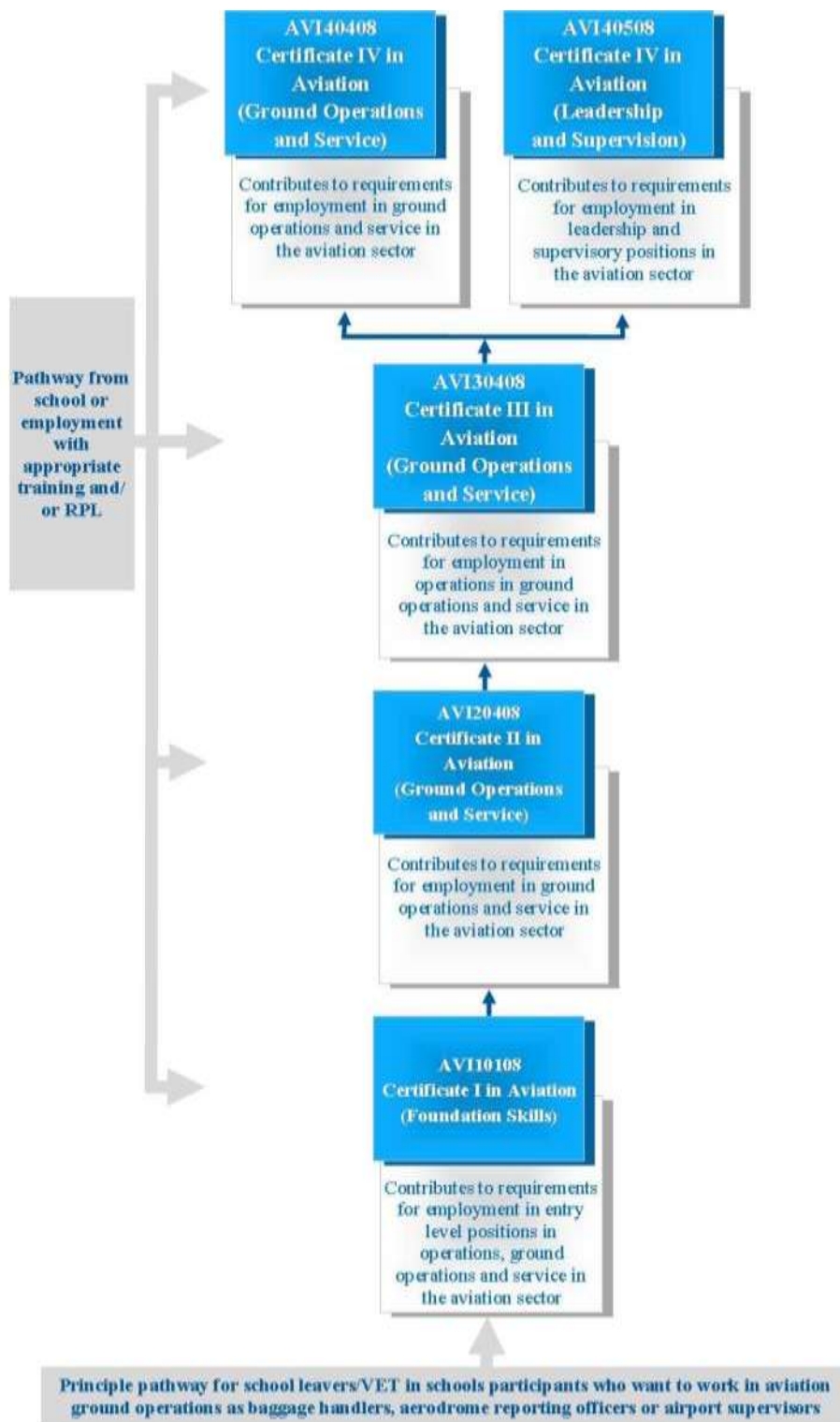
In the past, a number of Aviation Apprenticeships/Traineeships have been available in occupational areas, such as cabin crew, baggage handling, check in and customer services, airport operations, aircraft refuelling, and helicopter and aeroplane pilots. For the most current information regarding Australian Apprenticeships (including School Based New Apprenticeships) please refer to your STA website, local Apprenticeship Centres and the Australian Apprenticeships Job Pathways website: www.najobpathways.com.au

Figure 1: Aviation Pathways Pilots

Note: Figure 8 lists Skill Sets and their association with Aviation Occupational Pathways

Figure 2: Aviation Pathways Flight Operations

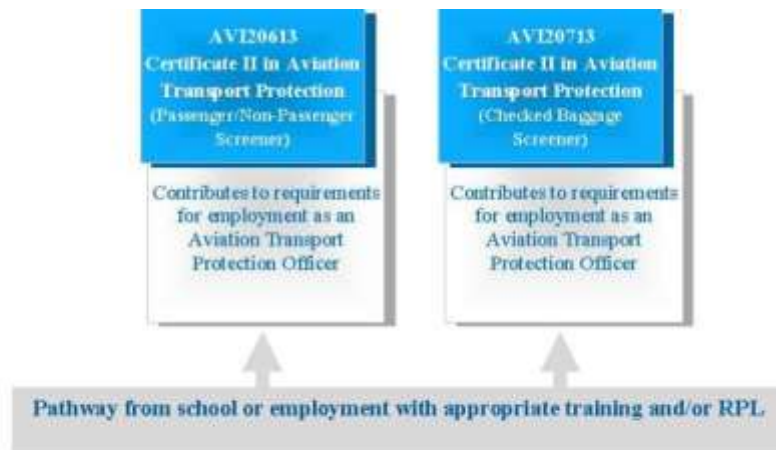
Note: Figure 8 lists Skill Sets and their association with Aviation Occupational Pathways

Figure 3: Aviation Pathways Ground Operations

Note: Figure 8 lists Skill Sets and their association with Aviation Occupational Pathways

Figure 4: Aviation Pathways Air Traffic Control

Note: Figure 8 lists Skill Sets and their association with Aviation Occupational Pathways

Figure 5: Aviation Pathways Aviation Transport Protection

Note: Figure 8 lists Skill Sets and their association with Aviation Occupational Pathways

Figure 6: Aviation Pathways Remote Pilot

Note: Figure 8 lists Skill Sets and their association with Aviation Occupational Pathways

Figure 7: Aviation Pathways Aerodrome Operations

Note: Figure 8 lists Skill Sets and their association with Aviation Occupational Pathways

Figure 8: Aviation Skill Sets/Pathways Matrix

Skill Sets	Ground Operations	Flight Operations	Pilot Pathway	Air Traffic Control
Aviation Operator Skill Set				
Manual Handle Freight/Baggage in Aircraft Cargo Hold Confined Spaces Skill Set				
Airborne Rappelling Skill Set				
Airborne Recovery Skill Set				
Handle Dangerous Goods/Hazardous Substances Skill Set				
Use and Maintain Minor Mechanical Equipment Skill Set				
Aerodrome Works Safety Officer working with a Method of Works Plan (MOWP) Skill Set				
Aerodrome Works Safety Officer working on Time Limited Works Skill Set				
Aerodrome Reporting Officer Skill Set				
Notice to Airmen Skill Set				
Remotely Piloted Aircraft (RPA) Observer Skill Set				
Maintain Security Awareness and Vigilance in the Aviation Workplace Skill Set				
Simulator Operator Skill Set				
Simulator Trainer Skill Set				
Simulator Operator/Trainer Skill Set				
Airborne Rappelling Supervisor Skill Set				
Helicopter Wireman Skill Set				

Aviation Supervisory Cabin Crew Skill Set				
Night Aided Vision Aviation Operations Skill Set				
Aircraft Underwater Escape Skill Set				
Emergency Breathing System Skill Set				
Aerobatic Pilot Skill Set				
Formation Pilot Skill Set				
Night Visual Flight Rules (NVFR) Pilot Skill Set				
Marine Transfer Pilot Skill Set				
External Load Pilot Skill Set				
Rappelling and Winching Pilot Skill Set				

Skill Sets

Definition

Skill Sets are defined as single units of competency, or combinations of units of competency from an endorsed Training Package, which link to a licence or regulatory requirement, or defined industry need.

Wording on Statements of Attainment

Skill Sets are a way of publicly identifying logical groupings of units of competency which meet an identified need or industry outcome. Skill Sets are not qualifications.

Where Skill Sets are identified in a Training Package, the Statement of Attainment can set out the competencies a person has achieved in a way that is consistent and clear for employers and others. This is done by including the wording 'these competencies meet [insert Skill Set title or identified industry area] need' on the Statement of Attainment. This wording applies only to Skill Sets that are formally identified as such in the endorsed Training Package. See the 2013 edition of the AQF Implementation Handbook for advice on wording on Statements of Attainment.

Skill Sets in this Training Package

This section provides information on Skill Sets within this Training Package, with the following important disclaimer: Readers should ensure that they have also read the part of the Training Package that outlines licensing and regulatory requirements.

The Skill Sets within this Training Package are as follows:

- Aviation Operator Skill Set
- Manual Handle Freight/Baggage in Aircraft Cargo Hold Confined Spaces Skill Set
- Airborne Rappelling Skill Set
- Airborne Recovery Skill Set
- Simulator Operator Skill Set
- Simulator Trainer Skill Set
- Simulator Operator/Trainer Skill Set
- Airborne Rappelling Supervisor Skill Set
- Helicopter Wireman Skill Set
- Aviation Supervisory Cabin Crew Skill Set
- Night Aided Vision Aviation Operations Skill Set
- Aircraft Underwater Escape Skill Set
- Emergency Breathing System Skill Set
- Aerobatic Pilot Skill Set
- Formation Pilot Skill Set
- Night Visual Flight Rules (NVFR) Pilot Skill Set
- Marine Transfer Pilot Skill Set
- External Load Pilot Skill Set
- Rappelling and Winching Pilot Skill Set

- Handle Dangerous Goods/Hazardous Substances Skill Set
- Use and Maintain Minor Mechanical Equipment Skill Set
- Aerodrome Reporting Officer Skill Set
- Aerodrome Works Safety Officer working with a Method of Works Plan (MOWP) Skill Set
- Aerodrome Works Safety Officer working on Time Limited Works Skill Set
- Notice to Airmen Skill Set.
- Maintain security awareness and vigilance in the aviation workplace Skill Set
- Remotely Piloted Aircraft (RPA) Observer Skill Set
-

Glossary

The following is an explanation of aviation-specific terms, acronyms and phonetic alphabet referred to in the AVI08 Aviation Training Package.

These definitions are advisory only. The definitions should also be confirmed against the definitions provided in the relevant Manuals of Standards issued by the Civil Aviation Safety Authority (CASA) as part of Civil Aviation Safety Regulations (CASRs). Compliance with relevant regulations, checks and actions in approved checklists, placards, Flight Manual/Pilot Operating Handbooks, or Operations Manuals have precedence and must be maintained.

It should also be noted that the glossary does not include the various terms used in aviation weather forecasts and related products. Training Package users should refer to the relevant publications issued by the Australian Bureau of Meteorology and CASA for definitions of terms used in aviation weather products.

Glossary of terms

Accident	An unplanned, unmeasured event or outcome which may or may not result in injury or property damage.
Aiming point	The 'aiming point' related to a visual approach and landing of a helicopter is that point at which a pilot looks to achieve a predetermined touchdown, hover or termination point.
Air Traffic Services (ATS)	A generic term, meaning, variously, flight information service, alerting service, air traffic advisory service, air traffic control service (area control service, approach control service or aerodrome control service) and any other service which CASA designates to be an air traffic service.
Air Waybill	The document entitled, 'Air Waybill/Air Consignment Note' made out by or on behalf of the shipper which evidences the contract between the shipper and carrier(s) for carriage of goods over routes of the carrier(s).
Aircraft – narrow-body	Any type of passenger aircraft with six seats abreast or less and a single aisle in the passenger cabin, for example, 737.
Aircraft – wide-body	Designates aircraft types with two aisles in the passenger cabin, for example, 747, 767 and A380.

Aircraft configuration	Planned utilisation layout of aircraft interior space.
Airport – destination	Ultimate intended terminating airport of a flight.
Airport – origin	The place from where the flight commences.
Airspace cleared	<p>Collision avoidance must always be practised and a procedure followed to ensure a collision does not occur. This procedure is performed before all turns and manoeuvres. The procedure is:</p> <p>when turning left, 'Clear right, clear ahead, clear left-turning left' or</p> <p>when turning right, 'Clear left, clear ahead, clear right-turning right'.</p> <p>If an object is closing and remains on a line of constant bearing (stays at the same point on the windscreen), a collision will occur if avoiding action is not taken.</p>
Approach to hover	The process of maintaining a specified track and glide slope at reducing ground speed to a nominated termination point at the hover.
Approved checklist	A checklist derived from information set out in the Flight Manual/POH, placards or other approved documents provided with the aircraft, necessary to ensure the safe operation of the aircraft.
ATC Licence	A licence issued as an authority to act in a licensed air traffic control function and issued in accordance with ICAO Annex 1.
ATS Certificate	A certificate authorising an entity to provide air traffic services.
ATS Certificate Holder	An entity authorised under Part 172 of the Civil Aviation Safety Regulations to provide air traffic services at the location and in the airspace specified by the Airspace Authority.
ATS Licence	Either an Air Traffic Controller Licence or a Flight Service Licence issued as an authority to act in a licensed ATS function.
Avoid area	The area delineated on the height-velocity envelope chart in a helicopter's Flight Manual which shows the parameters within which operations should be avoided.
Baggage – cabin	Baggage of which the passenger retains custody (also as 'Hand' and/or 'Unchecked').

Baggage – checked	Equivalent to 'Registered Luggage' means baggage of which the carrier takes sole custody and for which carrier has issued a baggage check.
Baggage – crew	Baggage which is the property of operating crew and which is separately identified.
Baggage – transfer	Baggage arriving at a point on one flight and continuing its journey there from on another flight within a defined time limit.
Boarding	Equivalent to term, 'Embarkation' means passengers entering an aircraft.
Bulkhead – stressed	A bulkhead which in combination with the aircraft structure has been designated to restrain load.
Cargo	Any goods carried on an aircraft which are covered by an air waybill.
Carriers	The air carrier issuing the ticket (or air waybill) and 311 air carriers that carry or undertake to carry the passenger and/or his baggage for the cargo thereunder or to perform any other services related to such air carriage.
Closure rate	The apparent speed at which a helicopter moves towards a specified point or object.
Compartment	A space designated within a hold.
Competency	The defined knowledge and/or skill including the minimum performance standard in that knowledge and/or skill area required of the relevant air services licence holder. Note: an individual is either competent or not yet competent.
Consignment	Equivalent to the term 'Shipment'. One or more pieces of goods accepted by the carrier from one shipper at one time and at one address, receipted for in one lot and moving on one air waybill to one consignee at one destination address.
Controlled corrective action	Smooth, timely and coordinated use of controls made to achieve specified performance.
Controlled rate of descent on landing	'Controlled rate of descent' associated with a landing means that the touchdown is without harshness and the successful outcome of the landing is not in doubt.

Crew Resource Management (CRM)	The application of human factors knowledge within the working environment. This includes the special case of flight crew and cabin crew, their interactions with each other, with other groups, and with the technology of the system. It is an active process to identify threats to safety, communicate them to the Pilot in Command (PIC), and to carry out a plan to avoid or mitigate their potential consequences. CRM is the utilisation of all available human, informational, and equipment resources toward the goal of safe and efficient operations (e.g. flight, maintenance, air traffic control). CRM deals directly with the avoidance of human errors and the management and mitigation of the consequences of those errors that do occur.
Currency	Satisfactory completion of relevant written examinations and performance assessment within the time frame specified.
Dangerous goods	Articles or substances which are capable of posing a significant risk to health, safety or property when transported by air and which are classified as such in the IATA Dangerous Goods Regulations.
Disciplined behaviour	The implementation of successful strategies to manage all personality traits and mental and physical limitations that, if ignored, could compromise safety.
Effect of turbulence	The effect of turbulence must be considered when measuring standards of flying competency. Assessors must evaluate each situation and then apply considered judgement to compensate for variations to the published standards.
Endorsement	An authorisation associated with a rating, and forming part thereof, which defines the location and discrete function at and/or for which a specified service may be performed by its holder.
Engine ingestion	Due to the suction power of the jet engine intake, foreign objects and nearby people can be sucked into the engine.
Equipment operators licence	Issued by the relevant airport authority.
Errors	Deviation from intentions.
Flight number	The alpha-numerical designator of a flight, prefixed by a two-letter or three-character designator.
Foreign object damage (FOD)	Engine damage resulting from foreign matter being ingested by the engine either on the ground or in the air.

FS Licence	A licence issued as authority to act in a licensed flight service function.
Functional Group	A group of one or more sectors and/or work stations that provide an array of air traffic services identified by the ATS provider as requiring a common core of knowledge and skills.
Hazard	Any situation, condition or circumstance capable of causing injury or damage.
Helicopter	A heavier-than-air aircraft supported by the reaction of the air on one or more normally power-driven rotors on substantially vertical axes.
Helicopter is balanced	The skid ball in the balance indicator is less than a quarter of the ball diameter from the centre in forward flight.
Hold	A space confined by ceiling, floor, walls, and bulkhead, used for carrying load.
Hover helicopter	To maintain the helicopter over the hover point at nominated height and heading.
Hover point	That point on the surface of the earth over which a nominated part of the helicopter is maintained.
Human Factors	A developing and dynamic multi-disciplinary activity that aims to optimise the relationship between people and their activities by the systematic application of human sciences, integrated within the framework of systems engineering. Human Factors involves the study of the human's capabilities, limitations, and behaviours and the integration of that knowledge into the design of systems to enhance the safety, performance and the general well being of the operators of the systems.
Igloo - non-structural	A bottomless rigid shell made of fibreglass, metal or other suitable material. Its shape conforms to the contours of cargo aircraft envelopes. It covers the maximum usable area of an aircraft pallet to which it is secured during flight. This shell used in combination with an aircraft pallet and net assembly is known as a non-structural igloo.
In ground effect (IGE)	Hovering the helicopter less than 2/3 rotor diameter above a surface that restricts the induced flow.
Incident	An occurrence with the potential to cause ground damage or personal injury.

Interline	Transfer from one carrier to another.
Jet blast	The exhaust from a jet engine. This blast can create winds of up to 160 kph and high temperatures - stay clear.
Joining	Boarding or loading at a transit station.
Leadership	The ability to manage actions to induce other people to use their skills and knowledge to pursue a defined objective.
Lift off	The process of lifting the helicopter vertically from the surface to a stabilised hover.
Light on the skids or wheels	That with collective pitch (power) applied, and the helicopter still in contact with the ground, any application of cyclic pitch or anti torque pedal will produce a discernible movement by the helicopter.
Like type endorsement	An endorsement defined by the ATS provider which has attributes and requirements sufficiently similar to other within the functional group to be suited to generic recency requirements of familiarisation, training and assessment.
Line up checks	These checks are performed before take-off when lined up in the runway or take-off direction. The checks should include: compass checked and aligned with take-off direction engine instruments indicate engine within operating limits.
Load control	A function to ensure the optimum utilisation of the aircraft capacity and distribution of load as dictated by safety and operational requirements.
Loading instruction	Instructions given by Load Control to the person responsible for the aircraft loading.
Mail – diplomatic	Governments' property carried under special agreements.
Manual of Standards	The CASA manual which prescribes operational and technical standards pertaining to the licensing, and training for licensing, of specified aviation personnel including flight crew, air traffic service personnel, and so on.
Minimum power speed	The speed at which level flight can be maintained with minimum power required.
Movement	The arrival or departure of an aircraft.

Nets	A network of webbing affixed to an aircraft within its holds or to aircraft ULD for the purpose of restraining a load within the hold or in the ULD.
Pallet – aircraft	A platform with a flat under surface to standard aircraft requirements on which goods are assembled and secured by nets, straps, igloos, and so on, and subsequently locked into the aircraft to achieve rapid loading/unloading on compatible aircraft conveying and restraint systems. As such, it becomes a component of the aircraft loading and restraint system.
Pedal/spot turn	Turning a hovering helicopter about a vertical axis which passes through a nominated part (normally the mast) of the aircraft.
Pre-manoeuve checks	<p>These checks are completed before performing manoeuvres that involve rapid changes of altitude, attitude or heading. The mnemonic 'HASELL' may be used as a reminder for this check:</p> <p>H Height is sufficient to safely complete all manoeuvres</p> <p>A Airframe configuration is appropriate for manoeuvres</p> <p>S Security of harnesses and loose objects is ensured</p> <p>E Engine instruments are checked, RPM, mixture, boost pumps and carburettor heat are set as required. Fuel remaining is adequate</p> <p>L Location is correct, clear of built up areas, controlled airspace and restricted areas</p> <p>L Lookout is maintained before and during manoeuvres</p>
Pre-descent or navigation turning point checks	<p>These checks are completed before descending for approach and landing or operations at low level. The mnemonic 'CLEAR' may be used as a reminder for this check:</p> <p>C Compasses are synchronised and checked</p> <p>L Log position and ETA to next reporting point</p> <p>E Engine instruments and fuel are checked</p> <p>A Altimeter sub scale is set and new altitude is confirmed</p> <p>R Radio is tuned to operating frequency and intentions broadcast</p>
Proficiency	The assessed level of ability to carry out the functions of an Endorsement as measured against the minimum prescribed standard in a formal performance assessment. Note: individuals are variously proficient.
Protective equipment	Equipment when worn minimises the risk of injury or disease,

	for example, ear muffs, gloves, shoes, sunglasses (if applicable), and so on.
Pushback	Push aircraft clear of aerobridge or bay for departure.
Qualification – education	The formal certification issued by a RTO under the Australian Qualifications Framework that a person has achieved all the requirements for a qualification as specified in a national Training Package endorsed by the National Skills Standards Council (NSSC) (in this case the Aviation Industry Training Package).
Qualification – regulatory	An authorisation associated with a licence issued by CASA, and forming part thereof, which defines a specified ancillary activity for which the holder is authorised.
Ramp	The area of an airport intended for accommodation of aircraft for loading, unloading, fuelling, parking and maintenance. Also known as the apron or tarmac.
Rating	An authorisation entered on or associated with a licence and forming part thereof, stating special conditions, privileges or limitations pertaining to such a licence.
Recency	The on-going practical application of a function for a required minimum period within the time frame specified.
Recommended Practice	Any specification of uniform application recognised as desirable for the safety of air navigation, and including any means proposed by a regulator to put that specification into effect.
Registration – aircraft	A unique alphanumeric designation for an aircraft. SECTOR Equivalent to 'Leg' means the space between two consecutive scheduled stops on any given flight.
Rule	A direction prescribed by a service provider to satisfy maintenance of and compliance with a standard.
Safe(ly)	That a manoeuvre or flight is completed without injury to persons, damage to aircraft or breach of aviation safety regulations, while meeting the requirements of the Australian National Competency Standards for Private and Commercial Helicopter Pilots.
Safest outcome	That the manoeuvre or flight is completed with minimum damage or injury under the prevailing circumstances.

Sector	A volume of airspace defined for the purpose of providing an air traffic service.
Shut down checks	<p>These checks are completed when committed to a forced landing after an engine failure. The purpose is to isolate fuel and electrical source that could lead to a fire. These checks may include:</p> <p>throttle closed</p> <p>boost pumps 'off'</p> <p>mixture 'idle cut off'</p> <p>fuel 'off'</p> <p>magnetos 'off'</p> <p>generator(s)/alternator(s) 'off'</p> <p>safety harness 'secure'</p> <p>any other checks detailed in Flight Manual/POH</p> <p>master switch 'off' when electrical services no longer required.</p>
Situation awareness	An appreciation of all factors relevant to the safe progress of a flight.
Slip port	Any port which may be visited other than the home port of the worker.
Special load	A load which, owing to its nature or value, requires special attention and treatment during the process of acceptance, storage, transportation, loading and unloading.
Stakeholder	Any person involved with, or affected by the flying operation to be performed.
Standard	Any specification of uniform application recognised as necessary for the safety of air navigation, and including any direction prescribed by a regulator to ensure conformity with that specification.
Standard operating procedures	Any procedure included in documents and publications authorised by the CASA.
Stress(ors)	A disturbing physiological or psychological influence on human performance which may impact adversely on the safe conduct of a flight or situation.
Take off	The process of accelerating the helicopter through translational lift with the intent of departing.

Tare weight	The weight of an empty unit load device. It includes all liners and/or fittings, and so on, when these are required by the specification or as registered with IATA.
Terminate with power (and recover to the hover)	When associated with autorotative flight this term means that the application of collective pitch with engine and rotor RPM coordinated (needles joined) brings the helicopter to a stabilised hover (auto to powered flight).
Termination point	The 'termination point' associated with a landing, is the point at which the helicopter terminates the approach to the hover.
Tie-down	Equivalent to 'Restraining/Secure/Lash' means the term used to describe the securing of the bulkload or part thereof to fixed restraint points within an aircraft or in a ULD, to conform to restraint and safety requirements.
Tie-down – equipment	May comprise any or all of the following items which have, been authorised for use: tie-downflashing rings, straps, webbing, nets, ropes, cable and chains.
Tie-down – points	Attachment points for the tie-down equipment to secure load on aircraft and/or ULDs.
Touchdown point	The 'touchdown point' associated with a landing, is the point at which the helicopter landing gear first contacts the runway or landing area.
Transfer	Traffic which arrives on a flight and continues on another flight of the same airline or another airline within a defined time limit.
Tranship	A direct aircraft to aircraft transfer of ULD and/or its load.
Transit	Traffic which arrives on a flight and continues on the same flight.
Transit flight or through flight	A flight transiting one or more airports en route.
Transit station/airport	A scheduled en route stopping place on a flight.
Transit time	The time an aircraft remains in transit.
Trouble checks	Trouble checks are performed to determine the cause(s) of an engine failure and to prepare the engine for a restart. Trouble checks may include:

	carburettor heat set as required fuel selected to a tank containing fuel mixture set to optimum fuel boost pumps selected in accordance with Flight Manual/POH throttle set magnetos on.
Ullage	The space in a tank not occupied by its contents. Used as a measure of storage space still available
Unit load device (ULD)	A unit in which deadload (i.e. baggage) is bulk loaded. The unit is then loaded into the aircraft.
Unserviceable	No longer able to be used, for example, because of wear, damage, and so on.
Violations	Intentional deviations from known rules or standards.
Visual cues	Visual cues associated with hovering, means any visual features or references that are used to determine the position or movement of a helicopter relative to the hover point.
Visual references	'Visual references' associated with hovering means the features within the visual range of the pilot that are used as visual cues to maintain the helicopter over a hover point.

Acronyms

AC	Advisory Circular
ACMA	Australian Communications and Media Authority
AD	Airworthiness Directive
ADF	Automatic Direction Finder
ADF	Automatic Direction Finder
AGL	Above Ground Level
AIP	Aeronautical Information Publication
AME	Aircraft Maintenance Engineer

AOC	Air Operators Certificate
ARCOP	Aircraft Radiotelephone Operator Certificate of Proficiency
ARN	Aviation Reference Number
ASA	Air Services Australia
ASIC	Aviation Security Identity Card
ATC	Air Traffic Control
ATIS	Automatic Terminal Information Service
ATO	Approved Testing Officer
ATPL	Airline Transport Pilot's Licence
ATS	Air Traffic Services
ATSB	Australian Transport Safety Bureau
AV	Air Vehicle
AVFAX	Meteorological and NOTAM Facsimile Service
AVID	Aviation Identification
BAK	Basic Aeronautical Knowledge
BASI	Bureau of Safety Investigation
BVLOS	Beyond Visual Line of Sight
CAAP	Civil Aviation Advisory Publication
CAO	Civil Aviation Orders
CAR	Civil Aviation Regulations
CASA	Civil Aviation Safety Authority
CASR	Civil Aviation Safety Regulations
CFI	Chief Flying Instructor
CIR	Command Instrument Rating
CPL	Commercial Pilot Licence

CRM	Crew Resource Management
CTA	Control Area
CTAS	Common Traffic Advisory Frequency
CTR	Control Zone
DAME	Designated Aviation Medical Examiner
DAMP	Drug & Alcohol Management Program
DECTALK	Automated Meteorological Telephone Briefing
DG	Dangerous Goods
DME	Distance Measuring Equipment
DR	Deduced/dead Reckoning
EASA	European Aviation Safety Agency
EP	Emergency Procedure
ERS(A)	En Route Supplement (Australia)
ETA	Estimated Time of Arrival
ETD	Estimated Time of Departure
ETM	Error and Threat Management
FCL	Flight Crew Licensing
FIR	Flight Instructor Rating
FOD	Foreign Object Damage
FROL	Flight Radio Operators Licence
FT	Feet
GAAP	General Aviation Aerodrome Procedures
GELP	General English Language Proficiency
GPS	Global Positioning System
HF	High Frequency

HLS	Helicopter Landing Site
IAS	Indicated Air Speed
IFR	Instrument Flight Rules
IMC	Instrument Meteorological Conditions
KTS	Knots
MAP	Manifold Air Pressure
MBZ	Mandatory Broadcast Zone
MPP	Most Probable Position
NAIPS	National Aeronautical Information Processing System
NCN	Non Compliance Notice
NDB	Non Directional Beacon
NOTAM	Notice to Airmen
NVG	Night Vision Goggles
OC	Operators Certificate
OM	Operations Manual
POH	Pilot Operating Handbook
PPL	Private Pilot Licence
QNH	Altimeter subscale setting to obtain elevation or altitude
RPA	Remote Pilot Aircraft
RPAS	Remote Pilot Aircraft Systems
RPM	Revolutions Per Minute
R/T	Radiotelephone
SARTIME	Time Search Action
SIF	Selective Identification Feature
SPL	Student Pilot Licence

SSR	Secondary Surveillance Radar
STD	Standard
TAS	True Air Speed
TEM	Threat and Error Management
TEMPO	Temporary changes to prevailing weather conditions for periods not exceeding 60 minutes
UAS	Unmanned Aerial Systems
UAV	Unmanned Aerial Vehicle
VHF	Very High Frequency
VFR	Visual Flight Rules
VLOS	Visual Line of Sight
VMC	Visual Meteorological Conditions
VOR	VHF Omni-directional Radio Range
XPDR	Transponder

Phonetic Alphabet

A – Alpha	J – Juliet	S – Sierra
B – Bravo	K – Kilo	T – Tango
C – Charlie	L – Lima	U – Uniform
D – Delta	M – Mike	V – Victor
E – Echo	N – November	W – Whiskey
F – Foxtrot	O – Oscar	X – X-ray
G – Golf	P – Papa	Y – Yankee
H – Hotel	Q – Quebec	Z – Zulu
I – India	R – Romeo	

