



**Australian Government**

# **AUR12 Automotive Industry Retail, Service and Repair Training Package**

**Release: 1.1**

## CONTENTS

<b>AUR12 Automotive Industry Retail, Service and Repair Training Package .....</b>	<b>3</b>
<b>Preliminary Information .....</b>	<b>5</b>
<b>Overview .....</b>	<b>194</b>
<b>Qualifications Framework.....</b>	<b>201</b>
<b>Assessment Guidelines.....</b>	<b>231</b>
<b>Competency Standards.....</b>	<b>245</b>
<b>Supporting Text Block.....</b>	<b>251</b>

# AUR12 Automotive Industry Retail, Service and Repair Training Package

## Modification History

Version	Release Date	Comments
1.1	August 2013	<p><b>Changes between this training package (AUR12 Version 1.1) and previously endorsed training package (AUR12 Version 1)</b></p> <p>6 revised AUR qualifications:</p> <p>AUR20712 Certificate II in Automotive Vocational Preparation</p> <p>AUR30912 Certificate III in Motorsport Technology</p> <p>AUR31012 Certificate III in Automotive Sales</p> <p>AUR32212 Certificate III in Automotive Glazing Technology</p> <p>AUR40312 Certificate IV in Motorsport Technology</p> <p>AUR50112 Diploma of Automotive Management</p> <p>AUR50312 Diploma in Motorsport Technology</p> <p>3 revised AUR units:</p> <p>AURJTD3004 Diagnose and repair motorcycle steering systems</p> <p>AURLTF3001 Diagnose and repair mechanical fuel injection systems</p> <p>AURTTA2010 Service and repair trailers up to 4.5 tonnes</p> <p>4 revised skills sets:</p> <p>AURSS00018 Vehicle Air conditioning Install and Overhaul Skill Set</p> <p>AURSS00019 Vehicle Air Conditioning Installation Skill Set</p> <p>AURSS00020 Vehicle Air Conditioning Overhaul Skill Set</p> <p>AURSS00021 Vehicle Air Conditioning Service, Retrofit and Repair Skill Set</p> <p>3 new skill sets:</p> <p>AURSS00023 Advanced Body Repair Skill Set</p> <p>AURSS00024 Advanced Body Repair Welding Skill Set</p> <p>AURSS00025 Advanced Vehicle Refinishing Skill Set</p> <p>3 imported units updated:</p> <p>SBHRM402A Recruit, select and induct staff superseded by BSBHRM405A Support the recruitment, selection and induction of staff</p>

		<p>BSBSLS402A Identify sales prospects superseded by BSBSLS407A Identify and plan sales prospects</p> <p>BSBSLS403A Present a sales solution superseded by BSBSLS408A Present, secure and support sales solutions</p> <p>2 imported units removed: BSBSLS404A Secure prospect commitment BSBSLS405A Support post sale activities</p> <p><b>Refer to the mapping for further information</b></p>
1	January 2013	<p><b>Changes between this training package (AUR12) and previously endorsed training package (AUR05)</b></p> <p>54 new AUR qualifications 2 revised AUR qualifications 4 AUR qualifications removed 94 new AUR units of competency 489 revised AUR units of competency 6 AUR units removed 35 unchanged AUR units of competency 16 new AUR Skill Sets 3 unchanged AUR Skill Sets</p> <p>Adoption of new numbering system for the AUR Training Package</p> <p>Recoding of all units of competency to conform with the Training Package Development Handbook</p> <p><b>Refer to the mapping for further information</b></p>

## Imprint Oct 24

### Copyright Statement

© Commonwealth of Australia 2024.



The content of this Training Package is licensed under a Creative Commons Attribution 4.0 International Licence, with the exception of:

- the Department's logo,
- the Commonwealth Coat of Arms,
- material protected by a trademark, and
- any third party material,

More information on this CC BY licence is set out at the Creative Commons website ([www.creativecommons.org.au](http://www.creativecommons.org.au)).

Use of all or part of this content must contain the following attribution:

AUR12 Automotive Industry Retail, Service and Repair Training Package Release 1.1 © **Commonwealth of Australia.**

The terms of use for the Commonwealth Coat of Arms available from the Department of the Prime Minister and Cabinet's website.

### Disclaimer

The content of this Training Package was prepared in consultation with Australian industry participants. It does not necessarily represent the view of the Department of Employment and Workplace Relations (Department) or any specific body. The Department does not make any representation or warranty about the accuracy, reliability, currency or completeness of any training material and you should exercise your own independent skill and judgement before you rely on it. The Department is not liable for any loss resulting from any action taken or reliance made by you on any information contained in the training material or incorporated into it by reference (including, without limitation, third party information). No responsibility is taken for any information or services which may appear on any linked websites.

## Preliminary Information

### Important Note to Users

Training Packages are not static documents; they are amended periodically to reflect the latest industry practices and are version controlled. It is essential that the latest version is always used.

### Check the version number before commencing training or assessment

This Training Package is Version 1.1– check whether this is the latest version by going to the National Training Information Service ([www.ntis.gov.au](http://www.ntis.gov.au)) and locating information about the Training Package. Alternatively, contact Auto Skills Australia [Website](http://www.autoskillsaustralia.com.au) (<http://www.autoskillsaustralia.com.au>) to confirm the latest version number.

### Explanation of version number conventions

The primary release Training Package is Version 1. When changes are made to a Training Package, sometimes the version number is changed and sometimes it is not, depending on the extent of the change. When a Training Package is reviewed it is considered to be a new Training Package for the purposes of version control, and is Version 1. Do not confuse the version number with the Training Package’s national code (which remains the same during its period of endorsement).

### Explanation of the review date

The review date (shown on the title page and in the footer of each page) indicates when the Training Package is expected to be reviewed in the light of changes such as changing technologies and circumstances. The review date is not an expiry date. Endorsed Training Packages and their components remain current until they are reviewed or replaced.

### Version modification history

The version details of this endorsed Training Package are in the table below. The latest information is at the top of the table.

Version	Release Date	Comments
Version 1.1	August 2013	ISC Upgrade

### Summary of AQF qualifications in Automotive Industry Retail, Service and Repair Training Package

Code	Title
AUR10112	Certificate I in Automotive Vocational Preparation
AUR20112	Certificate II in Automotive Administration
AUR20212	Certificate II in Automotive Air Conditioning Technology
AUR20312	Certificate II in Bicycle Mechanical Technology
AUR20412	Certificate II in Automotive Electrical Technology
AUR20512	Certificate II in Automotive Servicing Technology

<b>Code</b>	<b>Title</b>
AUR20612	Certificate II in Marine Mechanical Technology
AUR20712	Certificate II in Automotive Vocational Preparation
AUR20812	Certificate II in Outdoor Power Equipment Technology
AUR20912	Certificate II in Automotive Body Repair Technology
AUR21012	Certificate II in Motorsport Technology
AUR21112	Certificate II in Automotive Sales
AUR21212	Certificate II in Automotive Underbody Technology
AUR21312	Certificate II in Automotive Braking System Technology
AUR21412	Certificate II in Automotive Cooling System Technology
AUR21512	Certificate II in Automotive Cylinder Head Reconditioning
AUR21612	Certificate II in Automotive Driveline System Technology
AUR21712	Certificate II in Automotive Exhaust System Technology
AUR21812	Certificate II in Automotive Steering and Suspension System Technology
AUR21912	Certificate II in Automotive Tyre Servicing Technology
AUR30112	Certificate III in Automotive Administration
AUR30212	Certificate III in Bicycle Workshop Operations
AUR30312	Certificate III in Automotive Electrical Technology
AUR30412	Certificate III in Agricultural Mechanical Technology
AUR30512	Certificate III in Marine Mechanical Technology
AUR30612	Certificate III in Light Vehicle Mechanical Technology
AUR30712	Certificate III in Outdoor Power Equipment Technology
AUR30812	Certificate III in Motorcycle Mechanical Technology
AUR30912	Certificate III in Motorsport Technology
AUR31012	Certificate III in Automotive Sales

<b>Code</b>	<b>Title</b>
AUR31112	Certificate III in Heavy Commercial Vehicle Mechanical Technology
AUR31212	Certificate III in Mobile Plant Technology
AUR31312	Certificate III in Automotive Engine Reconditioning
AUR31412	Certificate III in Automotive Diesel Fuel Technology
AUR31512	Certificate III in Automotive Diesel Engine Technology
AUR31612	Certificate III in Automotive Drivetrain Technology
AUR31712	Certificate III in Forklift Technology
AUR31812	Certificate III in Heavy Commercial Trailer Technology
AUR31912	Certificate III in Elevating Work Platform Technology
AUR32012	Certificate III in Automotive Alternative Fuel Technology
AUR32112	Certificate III in Automotive Body Repair Technology
AUR32212	Certificate III in Automotive Glazing Technology
AUR32312	Certificate III in Automotive and Marine Trimming Technology
AUR32412	Certificate III in Automotive Refinishing Technology
AUR32512	Certificate III in Automotive Underbody Technology
AUR40112	Certificate IV in Automotive Management
AUR40212	Certificate IV in Automotive Mechanical Diagnosis
AUR40312	Certificate IV in Motorsport Technology
AUR40412	Certificate IV in Automotive Performance Enhancement
AUR40512	Certificate IV in Vehicle Loss Assessing
AUR40612	Certificate IV in Automotive Electrical Technology
AUR40712	Certificate IV in Automotive Body Repair Technology
AUR40812	Certificate IV in Automotive Mechanical Overhauling
AUR50112	Diploma of Automotive Management



Code	Title
AUR50212	Diploma of Automotive Technology
AUR50312	Diploma of Motorsport Technology

### Summary of Units of Competency in Automotive Industry Retail, Service and Repair Training Package and their Pre-Requisite Requirements

Unit code	Unit title	Pre-requisites
<b>Common - Administration</b>		
AURAAA2001	Work in an automotive administration environment	
AURAAA4002	Determine retail rates for work	
<b>Common – Sales and Marketing</b>		
AURACA2001	Establish relations with customers	
AURACA3002	Establish customer requirements of a complex nature	
AURACA3003	Build customer relations	
<b>Common - Environment</b>		
AURAEA1001	Identify environmental requirements in an automotive workplace	
AURAEA2002	Apply environmental and sustainability best practice in an automotive workplace	
AURAEA3003	Monitor environmental and sustainability best practice in the automotive mechanical industry	
AURAEA4004	Manage environmental compliance in an automotive workplace	
<b>Common - Foundation Skills</b>		
AURAF2001	Use numbers in an automotive workplace	
AURAF2002	Read in an automotive workplace	
AURAF2003	Communicate effectively in an automotive workplace	

Unit code	Unit title	Pre-requisites
AURAF2004	Solve routine problems in an automotive workplace	
AURAF2005	Write routine texts in an automotive workplace	
AURAF3008	Read and apply automotive repair instructions	
AURAF5006	Prepare technical reports	
AURAF5007	Develop and document specifications and procedures	
<b>Common - Information Technology</b>		
AURAK2001	Use information technology systems	
AURAK3002	Adapt work processes to new technologies	
<b>Common - Regulatory or Legal</b>		
AURALA3001	Determine legal aspects of an automotive service and repair contract	
<b>Common - Management, Leadership and Supervision</b>		
AURAMA2001	Work effectively with others	
AURAMA2002	Communicate business information	
AURAMA3003	Conduct information sessions	
AURAMA3004	Maintain business image	
AURAMA4005	Manage complex customer issues	
AURAMA5006	Contribute to business improvement	
<b>Common - Loss Assessment or Repair Quoting - Body</b>		
AURANN4001	Prepare a vehicle repair quotation	
<b>Common - Quality</b>		
AURAQA2001	Contribute to quality work outcomes	
AURAQA3002	Inspect technical quality of work	
AURAQA3003	Maintain quality systems	

Unit code	Unit title	Pre-requisites
<b>Common - Health and Safety</b>		
AURASA1001	Apply automotive workplace safety fundamentals	
AURASA2002	Apply safe working practices in an automotive workplace	
<b>Common - Technical</b>		
AURATA2001	Identify basic automotive faults using troubleshooting processes	
AURATA2002	Read and interpret engineering drawings	
AURATA2003	Produce drawings from design concepts	
AURATA3004	Provide technical guidance	
AURATA3005	Estimate complex jobs	
<b>Bicycle - Sales and Marketing</b>		
AURBCA2001	Work in a retail bicycle environment	
AURBCA2002	Select and adjust bicycle to fit rider	
<b>Bicycle - Health and Safety</b>		
AURBSA3001	Conduct cycling proficiency training	
<b>Bicycle - Technical</b>		
AURBTA1001	Remove and tag bicycle components	
AURBTA1002	Adjust bicycles	
AURBTA2003	Assemble bicycles	
AURBTA2004	Assemble box bicycles for retail sale	
AURBTA3005	Restore bicycles	
AURBTA3006	Identify and select components for custom bicycles	
AURBTA3007	Provide mechanical support to cycling events	
<b>Bicycle - Technical - Brakes</b>		

Unit code	Unit title	Pre-requisites
AURBTB2001	Service and repair bicycle mechanical braking systems	
AURBTB2002	Service bicycle hydraulic braking systems	
AURBTB3003	Repair bicycle hydraulic braking systems	
<b>Bicycle - Technical - Steering and Suspension</b>		
AURBTD2001	Service bicycle steering systems	
AURBTD2002	Service bicycle suspension systems	
AURBTD3003	Repair and overhaul bicycle steering systems	
AURBTD3004	Repair and overhaul bicycle suspension systems	
<b>Bicycle - Technical - Wheels and Tyres</b>		
AURBTJ2001	Remove, repair and fit bicycle tyres	
AURBTJ2002	Service bicycle wheels and hubs	
AURBTJ3003	Design and build bicycle wheels	
AURBTJ3004	Repair and overhaul bicycle wheels and hubs	
<b>Bicycle - Technical - Tools and Equipment</b>		
AURBTK2001	Use and maintain specialised bicycle repair tools	
<b>Bicycle - Technical - Driveline and Final Drives</b>		
AURBTQ2001	Service bicycle drivetrain systems	
AURBTQ3002	Repair bicycle drivetrain systems	
<b>Bicycle - Technical - Electrical and Electronic</b>		
AURBTR3001	Service electric power assist bicycles	
<b>Bicycle - Technical - Accessories</b>		
AURBTV2001	Fit and adjust bicycle accessories	
<b>Bicycle - Technical - Chassis and Frame</b>		
AURBTY3001	Service and repair bicycle frames	

Unit code	Unit title	Pre-requisites
AURBTY4002	Design and build bicycle frames	
AURBTY4003	Assess carbon fibre frames for repair	
<b>Electrical - Technical</b>		
AURETA5001	Analyse and evaluate electrical and electronic faults in electric over-hydraulic systems	
AURETA5002	Analyse and evaluate electrical and electronic faults in safety systems	
AURETA5003	Analyse and evaluate electrical and electronic faults in monitoring and protection systems	
AURETA5004	Analyse and evaluate electrical and electronic faults in convenience and entertainment systems	
AURETA5005	Analyse and evaluate electrical and electronic faults in theft-deterrent systems	
AURETA5006	Analyse and evaluate electrical and electronic faults in climate-control systems	
<b>Electrical - Technical - Brakes</b>		
AURETB3001	Repair electric braking systems	
AURETB5002	Analyse and evaluate electrical and electronic faults in braking systems	
<b>Electrical - Technical - Steering and Suspension</b>		
AURETD3001	Service and repair electronically controlled steering systems	
AURETD5002	Analyse and evaluate electrical and electronic faults in stability, steering and suspension systems	
<b>Electrical - Technical - Engines</b>		
AURETE5001	Analyse and evaluate electrical and electronic faults in engine management systems	
<b>Electrical - Technical - Hybrid Vehicle and Battery Electric Vehicle</b>		
AURETH3001	Depower battery electric vehicles	

Unit code	Unit title	Pre-requisites
AURETH3002	Service and maintain battery electric vehicles	AURETH3001
AURETH4003	Test and repair high voltage battery systems in battery electric vehicles	AURETH3001
AURETH4004	Diagnose and repair traction motor speed control device in battery electric vehicles	AURETH3001
AURETH4005	Diagnose and repair high voltage traction motors in battery electric vehicles	AURETH3001
AURETH4006	Diagnose and repair auxiliary motors and associated components in battery electric vehicles	AURETH3001
AURETH4007	Diagnose and repair system instrumentation and safety interlocks in battery electric vehicles	AURETH3001
AURETH4008	Diagnose and repair high voltage cabin heating and cooling systems in battery electric vehicles	AURETH3001
AURETH4009	Diagnose and repair DC to DC converters in battery electric vehicles	AURETH3001 AURETR3025
AURETH4010	Test high voltage batteries in hybrid electric vehicles	AURETR3025
AURETH4011	Deactivate and reinitialise power supply in hybrid electric vehicles	
AURETH4012	Service and maintain electrical components in hybrid electric vehicles	AURETH4011
AURETH4014	Diagnose complex faults in battery electric and hybrid electric vehicle systems	
AURETH5013	Analyse and evaluate electrical and electronic faults in electric and hybrid vehicle systems	
<b>Electrical - Technical - Tools and Equipment</b>		
AURETK1001	Identify, select and use low voltage electrical test equipment	
AURETK2002	Use and maintain automotive electrical test equipment	
<b>Electrical - Technical - Electrical and Electronic</b>		
AURETR1001	Remove and tag automotive electrical system components	

Unit code	Unit title	Pre-requisites
AURETR1002	Test, service and maintain battery storage systems	
AURETR1003	Apply automotive electrical system fundamentals	
AURETR2005	Install, test and repair electrical security systems and components	
AURETR2006	Carry out soldering of electrical wiring and circuits	
AURETR2007	Demonstrate knowledge of automotive electrical circuits and wiring systems	
AURETR2008	Remove and replace electrical units and assemblies	
AURETR2009	Install, test and repair vehicle lighting and wiring systems	
AURETR2010	Fabricate, test and repair wiring harnesses and looms	
AURETR2011	Install and test basic ancillary electrical components	
AURETR2012	Test and repair basic electrical circuits	
AURETR2013	Inspect and service charging systems	
AURETR2014	Inspect and service starting systems	
AURETR2015	Inspect and service batteries	
AURETR2016	Read and apply vehicle wiring schematics and drawings	
AURETR2035	Demonstrate knowledge of petrol and diesel engine operation	
AURETR2042	Remove, refit and test electrical componentry for operation following body repair activities	
AURETR3017	Overhaul charging system alternators	
AURETR3018	Overhaul starting motors	
AURETR3019	Inspect, service and repair AC electric motor drive systems	
AURETR3020	Repair electronic systems	
AURETR3021	Inspect, service and repair electronic management, monitoring and tracking systems	

Unit code	Unit title	Pre-requisites
AURETR3022	Diagnose and repair vehicle dynamic control systems	
AURETR3023	Diagnose and repair electronic spark ignition engine management systems	
AURETR3024	Diagnose and repair electronic compression ignition engine management systems	
AURETR3025	Test, charge and replace batteries	
AURETR3026	Remove, replace and program electrical and electronic units and assemblies	
AURETR3027	Install ancillary electronic control unit systems and components	
AURETR3028	Diagnose and repair instruments and warning systems	
AURETR3029	Diagnose and repair charging systems	
AURETR3030	Diagnose and repair starting systems	
AURETR3031	Diagnose and repair ignition systems	
AURETR3032	Repair electrical systems	
AURETR3036	Service and repair electronically controlled suspension systems	
AURETR3043	Service and repair electronic body management systems	
AURETR3044	Service and repair electronic drive management systems	
AURETR4004	Diagnose complex electrical and electronic faults in vehicle convenience and entertainment systems	
AURETR4037	Diagnose complex electrical and electronic faults in light vehicle safety systems	
AURETR4038	Diagnose complex faults in motorcycle electrical and electronic systems	
AURETR4039	Diagnose complex electrical and electronic faults in light vehicle theft deterrent systems	
AURETR4040	Diagnose complex electrical and electronic faults in vehicle monitoring and protection systems	



Unit code	Unit title	Pre-requisites
AURETR5033	Develop and apply electronic systems modification	
AURETR5034	Develop and apply electrical systems modification	
<b>Electrical - Technical - Air Conditioning and HVAC</b>		
AURETU2001	Install air conditioning systems	
AURETU2002	Recover vehicle refrigerants	
AURETU2003	Service air conditioning and HVAC systems	
AURETU3004	Diagnose and repair air conditioning and HVAC systems	
AURETU3005	Retrofit and modify air conditioning and HVAC systems	
AURETU4006	Diagnose complex faults in air conditioning and HVAC systems	
AURETU4007	Overhaul air conditioning system components	
<b>Electrical - Technical - Transmission</b>		
AURETX5001	Analyse and evaluate electrical and electronic faults in transmission and driveline systems	
<b>Mechanical - Heavy Vehicle - Technical</b>		
AURHTA1001	Carry out heavy vehicle pre-repair operations	
AURHTA2003	Remove and replace heavy commercial vehicle ancillary components and accessories	
AURHTA3002	Service and repair trailers in excess of 4.5 tonnes	
<b>Mechanical - Heavy Vehicle - Technical - Brakes</b>		
AURHTB3001	Repair air braking systems	
AURHTB3002	Diagnose and repair heavy vehicle hydraulic braking systems	
AURHTB3007	Diagnose and repair heavy vehicle electronic braking systems	
AURHTB4003	Overhaul braking system components (heavy)	

Unit code	Unit title	Pre-requisites
AURHTB4004	Overhaul air braking systems and components	
AURHTB4006	Diagnose complex faults in heavy commercial vehicle braking systems	
AURHTB5005	Analyse and evaluate heavy vehicle braking system faults	
<b>Mechanical - Heavy Vehicle - Technical - Steering and Suspension</b>		
AURHTD2001	Inspect and service heavy commercial vehicle suspension systems	
AURHTD3002	Repair steering systems (heavy vehicle)	
AURHTD3003	Repair suspension systems (heavy vehicle)	
AURHTD3004	Carry out wheel alignment operations (heavy vehicle)	
AURHTD4006	Diagnose complex faults in heavy commercial vehicle steering and suspension systems	
AURHTD5005	Analyse and evaluate heavy vehicle steering and suspension system faults	
<b>Mechanical - Heavy Vehicle - Technical - Engines</b>		
AURHTE2001	Remove and install heavy vehicle engine assemblies	
AURHTE3002	Repair engines and associated engine components (heavy vehicle)	
AURHTE4003	Diagnose complex faults in heavy vehicle diesel engines	
AURHTE5004	Analyse and evaluate heavy vehicle engine and fuel system faults	
<b>Mechanical - Heavy Vehicle - Technical - Fuel Systems</b>		
AURHTF2001	Inspect heavy commercial vehicle fuel systems and components	
<b>Mechanical - Heavy Vehicle - Technical - Wheels and Tyres</b>		
AURHTJ1001	Inspect heavy commercial vehicle wheels and tyres	
AURHTJ2002	Select heavy vehicle tyres and rims for specific applications	

Unit code	Unit title	Pre-requisites
AURHTJ2003	Remove, inspect and refit heavy vehicle wheel assemblies	
AURHTJ2004	Demount, inspect, repair and mount agricultural equipment tyres and tubes	
AURHTJ2006	Remove, inspect, repair and fit tyres and tubes (heavy)	
AURHTJ3005	Identify and apply pneumatic wheeled traction performance enhancement systems (heavy vehicle)	
<b>Mechanical - Heavy Vehicle - Technical - Alternative Fuels</b>		
AURHTL4001	Inspect, repair and diagnose alternative fuel systems for heavy vehicle engines	
<b>Mechanical - Heavy Vehicle - Technical - Driveline and Final Drives</b>		
AURHTQ2001	Inspect heavy commercial vehicle driveline components	
AURHTQ3002	Repair final drive assemblies (heavy vehicle)	
AURHTQ3003	Repair final drive – driveline (heavy vehicle)	
<b>Mechanical - Heavy Vehicle - Technical - Electrical and Electronic</b>		
AURHTR3005	Diagnose and repair heavy trailer electronically controlled roll stability systems	
<b>Mechanical - Heavy Vehicle - Technical - Transmission</b>		
AURHTX3001	Repair transmissions – manual (heavy vehicle)	
AURHTX3002	Inspect, test and replace transmissions - automatic (heavy vehicle)	
AURHTX3003	Repair transmissions - automatic (heavy vehicle)	
AURHTX3004	Diagnose and repair heavy vehicle clutch systems	
AURHTX4006	Diagnose complex faults in heavy commercial vehicle transmission and driveline systems	
AURHTX5005	Analyse and evaluate heavy vehicle transmission system faults	
<b>Mechanical - Heavy Vehicle - Technical - Chassis and Frame</b>		

Unit code	Unit title	Pre-requisites
AURHTY2001	Inspect and service mechanical connections of heavy vehicles and trailers over 4.5 tonnes	
AURHTY3002	Diagnose and repair mechanical connections of heavy vehicles and trailers over 4.5 tonnes	
<b>Mechanical - Heavy Vehicle - Technical - Emission and Exhaust</b>		
AURHTZ3001	Diagnose and repair heavy vehicle emission control systems	
<b>Mechanical - Motorcycle - Technical</b>		
AURJTA1001	Perform minor adjustments to motorcycles	
AURJTA1002	Remove and replace motorcycle components and accessories	
AURJTA5003	Analyse and evaluate motorcycle engine and transmission system faults	
<b>Mechanical - Motorcycle - Technical - Brakes</b>		
AURJTB3001	Diagnose and repair motorcycle braking systems	
AURJTB5002	Analyse and evaluate motorcycle braking system faults	
<b>Mechanical - Motorcycle - Technical - Steering and Suspension</b>		
AURJTD2001	Inspect and service motorcycle suspension systems	
AURJTD2002	Inspect and service motorcycle steering systems	
AURJTD3003	Diagnose and repair motorcycle suspension systems	
AURJTD3004	Diagnose and repair motorcycle steering systems	
AURJTD4005	Diagnose complex faults in motorcycle steering and suspension systems	
AURJTD5006	Analyse and evaluate motorcycle steering, suspension and frame system faults	
<b>Mechanical - Motorcycle - Technical - Engines</b>		
AURJTE3001	Diagnose and repair motorcycle engines	
AURJTE4002	Diagnose complex faults in motorcycle engine and	

Unit code	Unit title	Pre-requisites
	transmission systems	
<b>Mechanical - Motorcycle - Technical - Wheels and Tyres</b>		
AURJTJ2001	Remove, inspect and fit motorcycle wheel assemblies	
<b>Mechanical - Motorcycle - Technical - Driveline and Final Drives</b>		
AURJTQ2001	Inspect and service motorcycle driveline systems	
AURJTQ3002	Diagnose and repair motorcycle driveline systems	
<b>Mechanical - Motorcycle - Technical - Electrical and Electronic</b>		
AURJTR5001	Analyse and evaluate motorcycle electrical and electronic system faults	
<b>Mechanical - Motorcycle - Technical - Transmission</b>		
AURJTX3001	Diagnose and repair motorcycle clutch systems	
AURJTX3002	Diagnose and repair motorcycle manual transmissions	
AURJTX3003	Diagnose and repair motorcycle automatic transmissions	
<b>Mechanical - Motorcycle - Technical - Chassis and Frame</b>		
AURJTY3001	Repair and align motorcycle frames	
<b>Mechanical - Mobile Plant - Technical</b>		
AURKTA3001	Synchronise plant and equipment	
AURKTA3002	Inspect, service and repair harvesting equipment	
AURKTA3003	Inspect, service and repair crop planting and seeding equipment	
AURKTA3004	Inspect, service and repair spraying and spreading equipment	
AURKTA3005	Inspect, service and repair tracked type drive and support systems	
AURKTA4009	Diagnose complex faults in mobile plant hydraulic systems	
AURKTA5006	Analyse and evaluate tracked mobile plant transmission, steering and braking systems faults	

Unit code	Unit title	Pre-requisites
AURKTA5007	Analyse and evaluate mobile plant hydraulic system faults	
<b>Mechanical - Mobile Plant - Technical - Brakes-</b>		
AURKTB3001	Diagnose and repair mobile plant braking systems	
AURKTB4003	Diagnose complex faults in mobile plant braking systems	
AURKTB5002	Analyse and evaluate wheeled mobile plant braking system faults	
<b>Mechanical - Mobile Plant - Technical - Steering and Suspension</b>		
AURKTD3001	Diagnose and repair mobile plant suspension systems	
AURKTD3002	Diagnose and repair mobile plant steering systems	
AURKTD4005	Diagnose complex faults in mobile plant steering and suspension systems	
AURKTD5003	Analyse and evaluate wheeled mobile plant steering and suspension system faults	
AURKTD5004	Analyse and evaluate tracked mobile plant undercarriage and suspension system faults	
<b>Mechanical - Mobile Plant - Technical - Engines</b>		
AURKTE5001	Analyse and evaluate mobile plant engine and fuel system faults	
<b>Mechanical - Mobile Plant - Technical - Driveline and Drive Trains</b>		
AURKTQ3001	Diagnose and repair mobile plant final drive assemblies	
<b>Mechanical - Mobile Plant - Technical - Electrical and Electronic</b>		
AURKTR3001	Diagnose and repair electric-over-hydraulic control systems	
<b>Mechanical - Mobile Plant - Technical - Transmission</b>		
AURKTX3001	Diagnose and repair powershift transmissions	
AURKTX4003	Diagnose complex faults in mobile plant transmission systems	
AURKTX5002	Analyse and evaluate wheeled mobile plant transmission	

Unit code	Unit title	Pre-requisites
	system faults	
<b>Mechanical - Light Vehicle - Regulatory or Legal - Steering and Suspension</b>		
AURLLD3001	Determine compliance of steering and suspension modifications	
<b>Mechanical - Light Vehicle - Technical</b>		
AURLTA1001	Apply automotive mechanical system fundamentals	
<b>Mechanical - Light Vehicle - Technical - Brakes</b>		
AURLTB3003	Diagnose and repair light vehicle hydraulic braking systems	
AURLTB4001	Overhaul braking system components (light)	
AURLTB4004	Diagnose complex faults in light vehicle braking systems	
AURLTB5002	Analyse and evaluate light vehicle braking system faults	
<b>Mechanical - Light Vehicle - Technical - Steering and Suspension</b>		
AURLTD3001	Select and install performance enhanced suspension system products	
AURLTD3002	Service and rectify faults in lift assisted suspension systems	
AURLTD3003	Reset steering system alignment adjustments to customer specifications	
AURLTD3004	Repair steering systems (light vehicle)	
AURLTD3005	Repair suspension systems (light vehicle)	
AURLTD3006	Carry out wheel alignment operations (light vehicle)	
AURLTD4009	Diagnose complex faults in light vehicle steering and suspension systems	
AURLTD5007	Analyse and evaluate light vehicle steering and suspension system faults	
<b>Mechanical - Light Vehicle - Technical - Engines</b>		
AURLTE2001	Remove and install light vehicle engine assemblies	
AURLTE3002	Repair engines and associated engine components (light	

Unit code	Unit title	Pre-requisites
	vehicle)	
AURLTE4004	Diagnose complex faults in light vehicle petrol engines	
AURLTE4005	Diagnose complex faults in light vehicle diesel engines	
AURLTE5003	Analyse and evaluate light vehicle engine and fuel system faults	
<b>Mechanical - Light Vehicle - Technical - Fuel Systems</b>		
AURLTF3001	Diagnose and repair mechanical fuel injection systems	
<b>Mechanical - Light Vehicle - Technical - Wheels and Tyres</b>		
AURLTJ2001	Select tyres and rims for specific applications (light)	
AURLTJ2002	Remove, inspect, repair and fit tyres and tubes (light)	
AURLTJ2003	Remove, inspect and refit light vehicle wheel assemblies	
AURLTJ3004	Provide advice on the effects of wheel and tyre combinations	
<b>Mechanical - Light Vehicle - Technical - Driveline and Final Drives</b>		
AURLTQ3001	Repair final drive assemblies (light vehicle)	
AURLTQ3002	Repair final drive – driveline (light vehicle)	
AURLTQ5003	Analyse and evaluate light vehicle driveline system faults	
<b>Mechanical - Light Vehicle - Technical - Transmission</b>		
AURLTX3001	Repair transmissions - manual (light vehicle)	
AURLTX3002	Repair transmissions - automatic (light vehicle)	
AURLTX3003	Diagnose and repair light vehicle clutch systems	
AURLTX4004	Diagnose complex faults in light vehicle transmission and driveline systems	
<b>Mechanical - Light Vehicle - Technical - Emission and Exhaust</b>		
AURLTZ3001	Diagnose and repair light vehicle emission control systems	
<b>Motorsport - Support and Logistics</b>		



Unit code	Unit title	Pre-requisites
AURMBA2001	Transport a light competition vehicle and support equipment	
AURMBA3002	Load and unload a competition vehicle and support equipment	
<b>Motorsport - Sales and Marketing</b>		
AURMCA5001	Manage motorsport team media liaison	
AURMCA5002	Manage motorsport team promotional partnerships and marketing	
<b>Motorsport - Officiating</b>		
AURMDA2001	Develop and update motorsport industry knowledge	
AURMDA2002	Assist with motorsport officiating duties	
AURMDA3004	Recover a motorsport vehicle	
AURMDA3005	Act as a marshal in a motorsport event	
AURMDA3006	Communicate using flags and signals in a motorsport event	
AURMDA3007	Act as a steward in a motorsport event	
<b>Motorsport</b>		
AURMGA2001	Set up and dismantle temporary work location and equipment	
AURMGA4002	Manage personal presentation and development	
<b>Motorsport - Information Technology</b>		
AURMKA4001	Manage motorsport data	AURETR2012 AURMTA3009 MEM30012A
<b>Motorsport - Regulatory or Legal</b>		
AURMLA2001	Comply with motorsport rules and regulations when officiating	
AURMLA3002	Monitor compliance with motorsport rules and regulations	

Unit code	Unit title	Pre-requisites
AURMLA3003	Inspect motorsport vehicles and equipment for compliance	
<b>Motorsport - Management, Leadership and Supervision</b>		
AURMMA2001	Operate in a motorsport environment	
AURMMA3007	Follow motorsport event and team safety requirements	
AURMMA3008	Coordinate operations of a motorsport team	
AURMMA4002	Manage the preparation of a competition vehicle	
AURMMA5003	Manage motorsport operations	
AURMMA5004	Manage motorsport team development	
AURMMA5005	Manage team pit lane and service area operations	AURMTA3005
AURMMA5006	Prepare and implement race strategies	
<b>Motorsport - Health and Safety</b>		
AURMSA2001	Follow motorsport safety and risk management procedures	
AURMSA3002	Implement and monitor safety and risk management in a motorsport environment	
<b>Motorsport - Technical</b>		
AURMTA2001	Prepare and service a light competition vehicle	
AURMTA3002	Assemble and prepare a competition vehicle	AURMTA3006 AURMTA3007 AURLTD3006
AURMTA3004	Perform competition vehicle preparation procedures at an event	AURMTA3002
AURMTA3005	Perform pit lane and service area operations	
AURMTA3006	Perform torquing and fastening	
AURMTA3007	Conduct non-destructive testing	
AURMTA3009	Collect and log motorsport data	
AURMTA5003	Determine material suitability for competition vehicle	AURMTA3007

Unit code	Unit title	Pre-requisites
	components	MEM30012A
AURMTA5008	Apply aerodynamic and vehicle dynamic principles and effects to competition vehicles	AURMTD4002 AURMTJ4001 MEM30012A
<b>Motorsport - Technical - Steering and Suspension</b>		
AURMTD4001	Test suspension dampers using a dynamometer	MEM30012A
AURMTD4002	Prepare competition vehicle suspension	AURLTD3005 AURTTD2004
<b>Motorsport - Technical - Engines</b>		
AURMTE4001	Test engines using a dynamometer	
<b>Motorsport - Technical - Fuel Systems</b>		
AURMTF4001	Analyse and repair complex performance carburetted fuel systems	AURTTF2001 AURTTF3006
AURMTF4002	Analyse and repair performance fuel injection systems	AURETR3023 AURTTF2001
<b>Motorsport - Technical - Wheels and Tyres</b>		
AURMTJ4001	Select and prepare tyres and wheels for motorsport applications	
<b>Motorsport - Technical - Driveline and Final Drives</b>		
AURMTQ4001	Analyse and repair complex performance driveline systems	AURLTQ3001 AURLTQ3002 AURLTX3001 AURMTA3007
<b>Motorsport - Technical - Fabrication</b>		
AURMTS3001	Construct hose and pipe assemblies for competition vehicles	
<b>Mechanical - Lifting Equipment - Technical</b>		
AURNTA3001	Inspect, service and repair lift truck mast assemblies	
<b>Outdoor Power Equipment - Technical</b>		
AURPTA1001	Carry out pre-repair operations to outdoor power equipment	

Unit code	Unit title	Pre-requisites
AURPTA1002	Perform minor adjustments to outdoor power equipment	
AURPTA2003	Service and repair rotary cutting systems	
AURPTA2004	Service and repair drum cutting systems	
AURPTA2005	Service and repair chainsaw cutting systems	
AURPTA2006	Service line trimming systems and components	
AURPTA2007	Service and repair post-boring systems	
AURPTA2008	Service and repair post-hole digging systems	
AURPTA2009	Service and repair reciprocating cutting systems	
AURPTA2010	Service pumping systems	
AURPTA3011	Repair pumping systems	
<b>Outdoor Power Equipment - Technical - Engines</b>		
AURPTE2002	Service engines and engine components (outdoor power equipment)	
AURPTE3003	Repair engines and engine components (outdoor power equipment)	
AURPTE4004	Overhaul engines and engine components (outdoor power equipment)	
<b>Outdoor Power Equipment - Technical - Electrical and Electronic</b>		
AURPTR2002	Test and service outdoor electric powered equipment	
AURPTR3001	Test and service 240V portable generators	
<b>Marine - Environment</b>		
AURREA2001	Apply environmental and sustainability best practice in a marine workplace	
AURREA3002	Monitor environmental and sustainability best practice in the marine mechanical industry	
AURREA4004	Manage environmental compliance in a marine workplace	

Unit code	Unit title	Pre-requisites
<b>Marine</b>		
AURRGA3001	Launch and recover a vessel using a trailer	
AURRGA3002	Launch and recover a vessel from crane, gantry and forklift	
AURRGA3003	Moor a motor-driven vessel	
<b>Marine - Technical</b>		
AURRTA2001	Service deck, hull and cabin equipment	
AURRTA3002	Carry out hull repairs	
AURRTA3003	Winterise vessel and engine systems	
AURRTA3004	Recommission vessel systems	
AURRTA3005	Repair deck, hull and cabin equipment	
AURRTA3006	Water test a vessel	
AURRTA5007	Analyse and evaluate light marine hydraulic system faults	
AURRTA5008	Analyse and evaluate light marine hull performance and stability system faults	
<b>Marine - Technical - Steering and Suspension</b>		
AURRTD3001	Diagnose and repair marine steering systems	
<b>Marine - Technical - Engines</b>		
AURRTE1001	Prepare outboard engines for wet-run testing	
AURRTE2002	Service outboard engines and components	
AURRTE2003	Service inboard engines and components	
AURRTE3005	Diagnose and repair marine electrical systems and components	
AURRTE3006	Diagnose and repair outboard engines and components	
AURRTE3007	Diagnose and repair inboard engines and components	
AURRTE3008	Install marine engines, controls and instruments	

Unit code	Unit title	Pre-requisites
AURRTE3009	Recommission marine engine systems	
AURRTE3010	Water test engines in tanks	
AURRTE4011	Overhaul two and four cycle outboard engines	
AURRTE5012	Analyse and evaluate light marine engine and powerhead system faults	
<b>Marine - Technical - Driveline and Final Drives</b>		
AURRTQ2001	Service inboard propeller drive systems	
AURRTQ2002	Service jet drive propulsion systems	
AURRTQ3003	Install inboard propeller drive systems	
AURRTQ3004	Diagnose and repair inboard propeller drive systems	
AURRTQ3005	Install jet drive propulsion systems	
AURRTQ3006	Diagnose and repair jet drive propulsion systems	
<b>Marine - Technical - Electrical and Electronic</b>		
AURRTR1001	Inspect, service and maintain marine battery storage systems	
AURRTR3002	Install marine electronic systems and components	
AURRTR3003	Test, diagnose and repair marine electronic systems and components	
AURRTR3004	Install marine electrical systems and components	
<b>Marine - Technical - Transmission</b>		
AURRTX2001	Service marine outboard and stern drive transmissions	
AURRTX2002	Service marine inboard transmissions	
AURRTX3003	Diagnose and repair marine outboard and stern drive transmissions	
AURRTX3004	Diagnose and repair marine inboard transmissions	
AURRTX5005	Analyse and evaluate light marine transmission system	

Unit code	Unit title	Pre-requisites
	faults	
<b>Sales and Parts, Administration and Management - Administration</b>		
AURSAA2001	Process customer complaints	
AURSAA2002	Maintain customer aftermarket relations	
<b>Sales and Parts, Administration and Management - Support and Logistics</b>		
AURSBA2001	Carry out warehousing procedures	
AURSBA3002	Apply automotive parts interpretation process	
<b>Sales and Parts, Administration and Management - Sales and Marketing</b>		
AURSCA2001	Select automotive parts and products	
AURSCA2002	Present stock and sales area	
AURSCA2003	Apply sales procedures	
AURSCA2004	Carry out cash, credit and funds transfers	
AURSCA2005	Sell products	
AURSCA2006	Promote products and services	
AURSCA3007	Determine used motor vehicle stock requirements	
AURSCA3008	Wholesale used motor vehicle stock	
AURSCA3009	Provide vehicle technology information	
AURSCA3010	Appraise and purchase used motor vehicles to supplement stock for sale	
<b>Sales and Parts, Administration and Management - Sales and Marketing - Paint</b>		
AURSCP2001	Provide information to customers on automotive refinishing products	
<b>Sales and Parts, Administration and Management - Regulatory and Legal</b>		
AURSLA2001	Apply legal requirements relating to product sales	
<b>Mechanical Miscellaneous - Environment</b>		

Unit code	Unit title	Pre-requisites
AURTEA4001	Manage environmental compliance in the mechanical repair industry	
<b>Mechanical Miscellaneous</b>		
AURTGA3001	Drive and manoeuvre trailers	
<b>Mechanical Miscellaneous - Loss Assessment or Repair Quoting</b>		
AURTNA5001	Estimate and calculate costs to repair, maintain or modify a vehicle	
<b>Mechanical Miscellaneous - Technical</b>		
AURTTA1001	Remove and tag steering, suspension and brake system components	
AURTTA1002	Carry out workshop practice activities	
AURTTA1003	Use and maintain basic measuring devices	
AURTTA2004	Carry out servicing operations	
AURTTA2005	Select and use bearings, seals, gaskets, sealants and adhesives	
AURTTA2006	Service hydraulic systems	
AURTTA2007	Inspect, service and repair pneumatic systems	
AURTTA2008	Produce patterns and templates	
AURTTA2009	Carry out pre-repair operations (mechanical)	
AURTTA2010	Service and repair trailers up to 4.5 tonnes	
AURTTA3011	Install hydraulic systems to specified applications	
AURTTA3012	Manufacture and install fluid power hose assemblies	
AURTTA3013	Repair hydraulic systems	
AURTTA3014	Assemble and install pneumatic systems and components	
AURTTA3015	Prepare engineering drawings	
AURTTA3017	Carry out vehicle safety and roadworthy inspections	



Unit code	Unit title	Pre-requisites
AURTTA3018	Carry out diagnostic procedures	
AURTTA3019	Carry out advanced diagnostic procedures	
AURTTA3020	Apply heat-induction processes	
AURTTA4021	Carry out diagnosis of complex system faults	
AURTTA4025	Diagnose complex faults in vehicle integrated stability control systems	
AURTTA4026	Diagnose complex faults in vehicle electric-over-hydraulic systems	
AURTTA5022	Develop and apply mechanical system modifications	
AURTTA5023	Develop and apply hydraulic system modifications	
AURTTA5024	Develop and apply pneumatic system modifications	
<b>Mechanical Miscellaneous - Technical - Brakes</b>		
AURTTB2001	Inspect and service braking systems	
AURTTB2002	Attach friction materials and radius grind	
AURTTB2003	Machine brake drums and brake disc rotors	
AURTTB2004	Inspect and service air braking systems	
AURTTB3005	Assemble and fit braking systems and components	
AURTTB3006	Inspect, service and repair auxiliary braking systems	
<b>Mechanical Miscellaneous - Technical - Cooling Systems</b>		
AURTTC2001	Inspect and service cooling systems	
AURTTC2002	Carry out radiator repairs	
AURTTC3003	Diagnose and repair cooling systems	
<b>Mechanical Miscellaneous - Technical - Steering and Suspension</b>		
AURTTD2001	Inspect steering systems	
AURTTD2002	Inspect and service steering systems	

Unit code	Unit title	Pre-requisites
AURTTD2003	Inspect suspension systems	
AURTTD2004	Inspect and service suspension systems	
AURTTD4005	Overhaul steering system components	
<b>Mechanical Miscellaneous - Technical - Engines</b>		
AURTTE1003	Remove and tag engine system components	
AURTTE2004	Inspect and service engines	
AURTTE3001	Apply knowledge of engine science	
AURTTE4005	Overhaul engines and associated engine components	
<b>Mechanical Miscellaneous - Technical - Fuel Systems</b>		
AURTTF2001	Service petrol fuel systems	
AURTTF2002	Service diesel fuel injection systems	
AURTTF3004	Repair diesel fuel injection systems	
AURTTF3005	Inspect and repair engine forced induction systems	
AURTTF3006	Diagnose and repair petrol carburettor systems	
AURTTF4003	Overhaul diesel fuel injection systems	
AURTTF4007	Overhaul petrol fuel system components	
<b>Mechanical Miscellaneous - Technical - Wheels and Tyres</b>		
AURTTJ2001	Balance wheels and tyres	
AURTTJ2002	Remove and refit wheel hubs and associated brake components	
<b>Mechanical Miscellaneous - Technical - Tools and Equipment</b>		
AURTTK2001	Use and maintain measuring equipment in an automotive workplace	
AURTTK2002	Use and maintain workplace tools and equipment	
<b>Mechanical Miscellaneous - Technical - Alternative Fuels</b>		

Unit code	Unit title	Pre-requisites
AURTTL3001	Service CNG fuel systems	
AURTTL3002	Diagnose and repair CNG fuel systems	
AURTTL3003	Install CNG fuel systems	
AURTTL3004	Service LNG fuel systems	
AURTTL3005	Diagnose and repair LNG fuel systems	
AURTTL3006	Install LNG fuel systems	
AURTTL3007	Service LPG fuel systems	
AURTTL3008	Diagnose and repair LPG fuel systems	
AURTTL3009	Install LPG fuel systems	
AURTTL3010	Install LPG, CNG and LNG electrical control equipment	
AURTTL4011	Diagnose complex faults in CNG fuel systems	
AURTTL4012	Diagnose complex faults in LNG fuel systems	
AURTTL4013	Diagnose complex faults in LPG fuel systems	
AURTTL5014	Analyse and evaluate gas fuel system faults	
AURTTL5015	Develop and apply gas fuel system modifications	
<b>Mechanical Miscellaneous - Technical - Manufacture</b>		
AURTTM3001	Operate and monitor computer numerical control machines	
AURTTM3002	Repair bearing tunnels and connecting rods in engines	
AURTTM3003	Apply metal to rebuild engine components	
AURTTM3004	Assemble engine blocks and sub-assemblies	
AURTTM3005	Balance rotating and reciprocating engine components	
AURTTM3006	Perform advanced machining and blueprinting of engine components	
AURTTM3007	Carry out grinding operations	

Unit code	Unit title	Pre-requisites
AURTTM3008	Dismantle and evaluate engine blocks and sub-assemblies	
AURTTM3009	Fit sleeves and bore and hone engine cylinders	
AURTTM3010	Heat treat, straighten and reclaim engine components	
AURTTM3011	Recondition engine cylinder heads	
<b>Mechanical Miscellaneous - Technical - Drivelines and Final Drives</b>		
AURTTQ2001	Service final drive assemblies	
AURTTQ2002	Remove and refit driveline components	
AURTTQ2003	Service final drive (driveline)	
AURTTQ4004	Overhaul final drive assemblies	
<b>Mechanical Miscellaneous - Technical - Electrical and Electronic</b>		
AURTTR4001	Diagnose complex faults in engine management systems	
<b>Mechanical Miscellaneous - Technical - Fabrication</b>		
AURTTTS2001	Fabricate exhaust system and components	
<b>Mechanical Miscellaneous - Technical - Welding, Grinding, Machining and Soldering</b>		
AURTTW2001	Carry out soft soldering techniques	
AURTTW3002	Set, operate and monitor specialist machines	
AURTTW3003	Carry out machining operations	
<b>Mechanical Miscellaneous - Technical - Transmission</b>		
AURTTX1001	Remove and tag transmission system components	
AURTTX2002	Inspect and service transmissions (manual)	
AURTTX2003	Inspect and service transmissions (automatic)	
AURTTX2004	Service transmissions (hydrostatic)	
AURTTX2005	Inspect and service clutch systems	
AURTTX3006	Repair transmissions (hydrostatic)	

Unit code	Unit title	Pre-requisites
AURTTX4007	Overhaul clutch assemblies	
AURTTX4008	Overhaul transmissions (manual)	
AURTTX4009	Overhaul transmissions (automatic)	
AURTTX4010	Overhaul transmissions (hydrostatic)	
AURTTX4011	Overhaul torque converters	
<b>Mechanical Miscellaneous - Technical - Chassis and Frame</b>		
AURTTY3001	Repair chassis, frame and associated components	
<b>Mechanical Miscellaneous - Technical - Emission and Exhaust</b>		
AURTTZ2001	Inspect and service emission control systems	
AURTTZ2002	Repair exhaust system components	
<b>Vehicle Body - Environment - Body</b>		
AURVEN2001	Apply environmental regulations and best practice in the body repair industry	
AURVEN3002	Monitor environmental and sustainability best practice in the automotive body repair industry	
AURVEN4003	Plan and manage compliance with environmental regulations in the body repair industry	
<b>Vehicle Body</b>		
AURVGA3001	Determine vehicle rescue method and costs	
AURVGA3002	Recover vehicles	
<b>Vehicle Body - Regulatory or Legal</b>		
AURVLA4001	Identify and report vehicle claim fraud indicators	
<b>Vehicle Body - Regulatory or Legal - Body</b>		
AURVLN2001	Apply legal requirements for vehicle dismantlers	
<b>Vehicle Body - Loss Assessment or Repair Quoting</b>		

Unit code	Unit title	Pre-requisites
AURVNA4001	Provide vehicle loss assessment and identify repair requirements	
AURVNA4002	Provide vehicle total loss assessment	
AURVNA4003	Review a vehicle repair quotation	
AURVNA4004	Apply insurance industry knowledge to vehicle loss assessment	
AURVNA4005	Inspect quality of vehicle repair work	
AURVNA4006	Identify and value vehicle salvage	
AURVNA4007	Apply automotive mechanical and electrical knowledge to vehicle loss assessment	
AURVNA4008	Apply automotive body and paint knowledge to vehicle loss assessment	
<b>Vehicle Body - Loss Assessment or Repair Quoting - Body</b>		
AURVNN4001	Evaluate vehicle bodywork for damage and identify repair requirements	
<b>Vehicle Body - Loss Assessment or Repair Quoting - Paint</b>		
AURVNP4001	Evaluate vehicle paintwork for damage and identify refinish requirements	
<b>Vehicle Body - Technical</b>		
AURVTA2001	Prepare vehicle, components and equipment for customer use	
AURVTA3002	Remove and replace supplementary restraint systems	
AURVTA3003	Inspect paint, trim and accessories and recommend repair procedures	
AURVTA3004	Inspect vehicle systems and determine preferred repair action	
<b>Vehicle Body - Technical - Glazing</b>		
AURVTG2001	Repair laminated glass	

Unit code	Unit title	Pre-requisites
AURVTG2002	Remove and install rubber glazed windscreens	
AURVTG2003	Remove and install butyl sealed windscreens	
AURVTG2004	Remove and install direct glazed windscreens	
AURVTG2005	Remove and install framed type windscreens	
AURVTG2006	Apply window tinting	
AURVTG2007	Clean glass surfaces	
AURVTG3008	Cut and process flat laminated glass	
AURVTG3009	Remove and install fixed body glass	
AURVTG3010	Remove and install movable body glass	
AURVTG3011	Install side windows	
AURVTG3012	Remove and install heavy vehicle rubber and urethane glazed windscreens	
AURVTG3013	Remove and install large vehicle windscreens	
<b>Vehicle Body - Technical - Tools and Equipment</b>		
AURVTK2001	Use and maintain vehicle body repair hand tools	
<b>Vehicle Body - Technical - Body</b>		
AURVTN1001	Remove and tag vehicle body system components	
AURVTN2002	Carry out panel repairs	
AURVTN2003	Carry out pre-repair vehicle body operations	
AURVTN2004	Remove, replace and realign bolt-on panels, sections and fittings	
AURVTN2005	Remove and fit protector mouldings, transfers and decals	
AURVTN2006	Remove and replace mechanical units and assemblies	
AURVTN2007	Remove salvageable components	
AURVTN2008	Clean vehicle body and door cavities	

Unit code	Unit title	Pre-requisites
AURVTN2009	Clean vehicle engine and engine compartment	
AURVTN2010	Clean vehicle underbody	
AURVTN2011	Remove and install rear vision mirrors	
AURVTN2030	Service air compressors and air lines	
AURVTN2033	Service, repair and replace air compressors and components	
AURVTN2037	Disassemble and test vehicle units and components	
AURVTN3012	Install vehicle sunroofs	
AURVTN3013	Carry out paint-less dent repairs	
AURVTN3014	Repair body panels by beating and split repair	
AURVTN3015	Repair body panels using metal finishing techniques	
AURVTN3016	Repair body panels incorporating filler	
AURVTN3017	Repair body panels and thermoplastic components	
AURVTN3018	Repair and replace structural damage by welding	
AURVTN3019	Repair and replace structural damage by riveting	
AURVTN3020	Replace major welded panels	
AURVTN3021	Repair body components using lead wiping	
AURVTN3022	Repair vehicle body misalignment	
AURVTN3023	Remove and replace adhesive bonded panels and structures	
AURVTN3024	Install vehicle body component seals	
AURVTN3025	Repair corroded panels and components	
AURVTN3026	Repair aluminium body panels (finishing)	
AURVTN3027	Repair aluminium body panels (filling)	
AURVTN3028	Identify and repair high strength steel components	
AURVTN3029	Set up and operate universal measuring systems	



Unit code	Unit title	Pre-requisites
AURVTN3031	Conduct major sectional repairs	
AURVTN3035	Apply original equipment manufacturer repair procedures	
AURVTN4032	Determine vehicle damage and recommended repair procedures	
AURVTN5034	Evaluate and select bodywork materials, equipment and processes	
<b>Vehicle Body - Technical - Paint</b>		
AURVTP2001	Apply paint removal methods	
AURVTP2002	Carry out masking procedures	
AURVTP2003	Prepare spray painting materials and equipment	
AURVTP2004	Apply fundamental colour matching techniques	
AURVTP2005	Apply rust prevention and sound deadening materials	
AURVTP2006	Prepare vehicle components for paint repairs	
AURVTP2007	Apply paint touch-up techniques	
AURVTP2008	Clean and polish vehicle exterior paint	
AURVTP2009	Apply vehicle body film wrapping	
AURVTP2026	Carry out basic airbrush application techniques	
AURVTP2027	Carry out custom graphics design and layout techniques	
AURVTP3010	Prepare spray booths and paint drying equipment	
AURVTP3011	Apply solid acrylic enamel refinishing materials using two component systems	
AURVTP3012	Apply air dry and polyurethane enamel refinishing materials	
AURVTP3013	Prepare substrate for refinishing	
AURVTP3014	Apply multi-layer and clear over-base colour matching techniques	
AURVTP3015	Apply solid colour matching techniques	

Unit code	Unit title	Pre-requisites
AURVTP3016	Carry out paint rectification and touch-up work for solids using two component systems	
AURVTP3017	Carry out paint rectification and touch-up work for clear over base using two component systems	
AURVTP3018	Carry out paint rectification for multi-layer and pearl using two component systems	
AURVTP3019	Prepare and paint plastic components	
AURVTP3020	Carry out denibbing, buffing and polishing	
AURVTP3021	Restore vehicle exterior paint	
AURVTP3022	Carry out custom painting techniques	
AURVTP3023	Mix and apply clear over-base refinishing materials in two-component system	
AURVTP3024	Mix and apply clear over-base multi-layer pearl refinishing materials	
AURVTP3025	Mix and apply water-based refinishing materials	
<b>Vehicle Body - Technical - Fabrication</b>		
AURVTS2006	Carry out fabrication of components	
AURVTS3001	Carry out wood working operations for fabrication	
AURVTS3002	Repair plugs, moulds, frames and flooring using wood materials	
AURVTS3003	Fabricate composite material components	
AURVTS3004	Repair fibreglass and composite material components	
AURVTS3005	Fabricate vehicle body panels and components	
<b>Vehicle Body - Technical - Trimming and Upholstery</b>		
AURVTT2001	Carry out sewing repairs and alterations	
AURVTT2002	Carry out trim repairs and alterations	
AURVTT2003	Remove and replace vehicle interior trim components	

Unit code	Unit title	Pre-requisites
AURVTT2004	Trim vehicle components	
AURVTT2005	Select and apply trim and fabric materials	
AURVTT2006	Select and apply trim and fabric adhesives	
AURVTT2007	Clean and finish plastic trim and fittings	
AURVTT2008	Clean and finish vehicle interior trim and seats	
AURVTT2009	Remove and replace seats and internal fittings	
AURVTT3010	Remove and replace vehicle head lining	
AURVTT3011	Repair seat frames	
AURVTT3012	Carry out sewing operations	
AURVTT3013	Fabricate loose and fitted covers	
AURVTT3014	Fabricate marine covers	
AURVTT3015	Fabricate canvas products	
AURVTT3016	Fabricate frame structures	
AURVTT3017	Fabricate and install floor coverings	
AURVTT3018	Fabricate and install soft top hoods	
AURVTT3019	Fabricate and install canopies and curtains	
AURVTT3020	Select and use leather in trimming	
AURVTT3021	Select and use adhesives	
<b>Vehicle Body - Technical - Accessories</b>		
AURVTV2001	Remove, replace, fit and test components and accessories	
<b>Vehicle Body - Technical - Welding,Grinding, Machining and Soldering</b>		
AURVTW2001	Carry out manual metal arc welding procedures	
AURVTW2002	Carry out brazing procedures	
AURVTW2003	Carry out gas metal arc welding procedures	

Unit code	Unit title	Pre-requisites
AURVTW2004	Carry out gas tungsten arc welding procedures	
AURVTW2005	Carry out spot welding procedures	
AURVTW2007	Conduct oxy-acetylene, thermal heating and cutting	
AURVTW2008	Carry out oxy acetylene welding, thermal cutting and thermal heating procedures	
AURVTW3006	Carry out thermoplastic welding procedures	

### Imported Units of Competency in the Automotive Industry Retail, Service and Repair Training Package

Code	Title	Origin
AUMABA3002	Operate load shifting equipment	AUM12
AUMAMM3001	Influence and lead work groups in an auto manufacturing environment	AUM12
AUMGTG3001	Install fixed and moveable glass components	AUM12
AUMGTS3004	Fabricate parts for sub-assemblies	AUM12
AUMGTY3002	Mount and install assembled components to chassis or frame	AUM12
BSBCCO405A	Survey stakeholders to gather and record information	BSB07
BSBCUS301B	Deliver and monitor a service to customers	BSB07
BSBCUS501A	Manage quality customer service	BSB07
BSBFIA301A	Maintain financial records	BSB07
BSBFIA303A	Process accounts payable and receivable	BSB07
BSBFIA401A	Prepare financial reports	BSB07
BSBFIM501A	Manage budgets and financial plans	BSB07
BSBFLM312C	Contribute to team effectiveness	BSB07
BSBFRA403B	Manage relationship with franchisor	BSB07

<b>Code</b>	<b>Title</b>	<b>Origin</b>
BSBHRM405A	Support the recruitment, selection and induction of staff	BSB07
BSBHRM505A	Manage remuneration and employee benefits	BSB07
BSBINM202A	Handle mail	BSB07
BSBINN301A	Promote innovation in a team environment	BSB07
BSBINN502A	Build and sustain an innovative work environment	BSB07
BSBITS401B	Maintain business technology	BSB07
BSBITU305A	Conduct online transactions	BSB07
BSBLED401A	Develop teams and individuals	BSB07
BSBSMB406A	Manage small business finance	BSB07
BSBMGT403A	Implement continuous improvement	BSB07
BSBMGT502B	Manage people performance	BSB07
BSBMGT515A	Manage operational plan	BSB07
BSBMKG523A	Design and develop an integrated marketing communication plan	BSB07
BSBPRO401A	Develop product knowledge	BSB07
BSBPUR402B	Negotiate contracts	BSB07
BSBREL402A	Build client relationships and business networks	BSB07
BSBRES401A	Analyse and present research information	BSB07
BSBRKG304B	Maintain business records	BSB07
BSBSLS407A	Identify and plan sales prospects	BSB07
BSBSLS408A	Present, Secure And Support Sales Solutions	BSB07
BSBSMB407A	Manage a small team	BSB07
BSBWHS301A	Maintain workplace safety	BSB07
BSBWHS401A	Implement and monitor WHS policies, procedures and	BSB07

Code	Title	Origin
	programs to meet legislative requirements	
BSBWHS501A	Ensure a safe workplace	BSB07
BSBWOR202A	Organise and complete daily work activities	BSB07
BSBWOR204A	Use business technology	BSB07
BSBWOR301B	Organise personal work priorities and development	BSB07
BSBWOR401A	Establish effective workplace relationships	BSB07
BSBWOR404B	Develop work priorities	BSB07
BSBWOR501B	Manage personal work priorities and professional development	BSB07
BSBWOR502B	Ensure team effectiveness	BSB07
BSBWRK408A	Undertake negotiations	BSB07
FNSASIC302C	Develop, present and negotiate client solutions	FNS10
FNSPIM410A	Collect, assess and use information	FNS10
ICAWEB201A	Use social media tools for collaboration and engagement	ICA11
LMFGG2005C	Move glass sheets by hand	LMF02
LMFGG3001C	Store and handle glass	LMF02
LMFUP3001B	Apply traditional foundations to upholstered furniture	LMF02
MEM05004C	Perform routine oxy acetylene welding	MEM05
MEM05006C	Perform brazing and or silver soldering	MEM05
MEM05007C	Perform manual heating and thermal cutting	MEM05
MEM07005C	Perform general machining	MEM05
MEM09002B	Interpret technical drawing	MEM05
MEM12023A	Perform engineering measurements	MEM05
MEM18001C	Use hand tools	MEM05
MEM18002B	Use power tools/hand held operations	MEM05

<b>Code</b>	<b>Title</b>	<b>Origin</b>
MEM18028B	Maintain engine lubrication systems	MEM05
MEM24001B	Perform basic penetrant testing	MEM05
MEM30012A	Apply mathematical techniques in a manufacturing engineering or related environment	MEM05
MSAENV272B	Participate in environmentally sustainable work practices	MSA07
MSAENV472B	Implement and monitor environmentally sustainable work practices	MSA07
MSAENV672B	Develop workplace policy and procedures for environmental sustainability	MSA07
MSS403030A	Improve cost factors in work practices	MSS11
PSPTRAN501A	Provide specialist vehicle technical advice	PSP04
RIIHAN301B	Operate elevating work platform	RII09
RIIOHS204A	Work safely at heights	RII09
SIRXCCS201	Apply point-of-sale handling procedures	SIR07
SIRXCCS202	Interact with customers	SIR07
SIRXFIN201	Balance and secure point-of-sale terminal	SIR07
SIRXICT001A	Operate retail technology	SIR07
SIRXINV001A	Perform stock control procedures	SIR07
SIRXINV002A	Maintain and order stock	SIR07
SIRXMER201	Merchandise products	SIR07
SIRXMER303	Coordinate merchandise presentation	SIR07
SIRXRSK001A	Minimise theft	SIR07
SIRXWHS302	Maintain store safety	SIR07
SITXADM004A	Plan and manage meetings	SIT07
TAEDEL301A	Provide work skill instruction	TAE10

Code	Title	Origin
TAED404A	Mentor in the workplace	TAE10
TLIA2012A	Pick and process orders	TLI10
TLIA2013A	Receive goods	TLI10
TLIA2020A	Replenish stock	TLI10
TLIA3039A	Receive and store stock	TLI10
TLIA4005A	Check and evaluate records and documentation	TLI10
TLIA5058A	Manage facility and inventory requirements	TLI10
TLID1001A	Shift materials safely using manual handling methods	TLI10
TLID2004A	Load and unload goods/cargo	TLI10
TLID2013A	Move materials mechanically using automated equipment	TLI10
TLIL4005A	Apply conflict/grievance resolution strategies	TLI10

**Summary Mapping of AUR12 v1 Automotive Industry Retail, Service and Repair Training Package to AUR12 v2 Automotive Industry Retail, Service and Repair Training Package Qualifications**

**E= equivalent      N= not equivalent**

Code	Qualification Title	Relationship	E/N	Comment in relationship to Training Package AUR12 v1
AUR20712	Certificate II in Automotive Vocational Preparation Release 2	AUR20712 Certificate II in Automotive Vocational Preparation Release 1	E	Unit titles changed to reflect intent of unit: AURJTJ2001 AURLTJ2003
AUR30912	Certificate III in Motorsport Technology Release 2	AUR30912 Certificate III in Motorsport Technology Release 1	E	AURMKA4001 Pre requisites amended to: AURETR2012, AURMTA3009, MEM30012A  Added 2 Elective Units: AURLTX3003



Code	Qualification Title	Relationship	E/N	Comment in relationship to Training Package AUR12 v1
				AURTTTF3005
AUR31012	Certificate III in Automotive Sales Release 2	AUR31012 Certificate III in Automotive Sales Release 1	E	BSBSLS402A superseded by BSBSLS407A BSBSLS403A superseded by BSBSLS408A units removed from Specialist Elective Units: BSBSLS404A BSBSLS405A
AUR32212	Certificate III in Automotive Glazing Technology Release 2	AUR32212 Certificate III in Automotive Glazing Technology Release 1	E	Unit titles corrected: AURAEA2002 AUMGTG3001
AUR40312	Certificate IV in Motorsport Technology Release 2	AUR40312 Certificate IV in Motorsport Technology Release 1	E	AURMKA4001 Pre requisites amended to: AURETR2012, AURMTA3009, MEM30012A
AUR50112	Diploma of Automotive Management Release 2	Diploma of Automotive Management Release 1	E	BSBHRM402A superseded by BSBHRM405A
AUR50312	Diploma in Motorsport Technology Release 2	AUR50312 Diploma in Motorsport Technology Release 1	E	Added Pre Requisites for: AURMMA5005 AURMTA5003 AURMTA5008

## Summary Mapping of AUR05 v4 Automotive Industry Retail, Service and Repair Training Package to AUR12 v1 Automotive Industry Retail, Service and Repair Training Package Qualifications

E= equivalent

N= not equivalent

Code	Qualification Title	Relationship	E/N	Comment in relationship to Training Package AUR05v4
		AUR20205 - Certificate II in Automotive Aftermarket Manufacturing	N/A	Qualification removed due to lack of clear vocational outcome
		AUR21205 - Certificate II in Automotive Warehousing/Distribution Operations	N/A	This qualification has been removed at the request of industry
		AUR31105 - Certificate III in Automotive Warehousing/Distribution Operations	N/A	This qualification has been removed at the request of industry
		AUR31205 Certificate III in Automotive Retail, Service and Repair	N/A	Qualification removed due to lack of clear vocational outcome
AUR10112	Certificate I in Automotive Vocational Preparation	AUR10105 - Certificate I in Automotive	N	Major changes to structure and focus of qualification.  Core units changed from 2 to 5 units  Total units changed from 7 to 8 units
AUR20112	Certificate II in Automotive Administration	AUR20105 - Certificate II in Automotive Administration	E	Minor changes to structure and focus of qualification.  Core units changed from 7 to

<b>Code</b>	<b>Qualification Title</b>	<b>Relationship</b>	<b>E/N</b>	<b>Comment in relationship to Training Package AUR05v4</b>
				6 units Total units changed from 13 to 10 units
AUR20212	Certificate II in Automotive Air Conditioning Technology	AUR20705 - Certificate II in Automotive Mechanical	N	Major changes to structure and focus of qualification. Core units changed from 1 to 7 units
AUR20312	Certificate II in Bicycle Mechanical Technology	AUR20311 - Certificate II in Bicycles	N	Minor changes to structure and focus of qualification. Core units changed from 5 to 8 units
AUR20412	Certificate II in Automotive Electrical Technology	AUR20408 - Certificate II in Automotive Electrical Technology	N	Major changes to structure and focus of qualification. Core units changed from 3 to 10 units Total units changed from 13 to 16 units
AUR20512	Certificate II in Automotive Servicing Technology	AUR20505 - Certificate II in Automotive Vehicle Servicing	N	Major changes to structure and focus of qualification. Core units changed from 2 to 3 units
AUR20612	Certificate II in Marine Mechanical Technology	AUR20611 - Certificate II in Marine	N	Major changes to structure and focus of qualification. Core units changed from 4 to

<b>Code</b>	<b>Qualification Title</b>	<b>Relationship</b>	<b>E/N</b>	<b>Comment in relationship to Training Package AUR05v4</b>
				12 units
AUR20712	Certificate II in Automotive Vocational Preparation		N/A	New qualification
AUR20812	Certificate II in Outdoor Power Equipment Technology	AUR20811 - Certificate II in Outdoor Power Equipment	N	Major changes to structure and focus of qualification. Core units changed from 3 to 8 units
AUR20912	Certificate II in Automotive Body Repair Technology	AUR20905 - Certificate II in Automotive Vehicle Body	N	Major changes to structure and focus of qualification. Core units changed from 1 to 6 units
AUR21012	Certificate II in Motorsport Technology	AUR21011 - Certificate II in Motorsport	N	Major changes to structure and focus of qualification. Core units changed from 5 to 8 units Total units changed from 15 to 16 units
AUR21112	Certificate II in Automotive Sales	AUR21105 - Certificate II in Automotive Sales	E	Minor changes to structure and focus of qualification. Core units changed from 7 to 6 units Total units changed from 12 to 18 units

<b>Code</b>	<b>Qualification Title</b>	<b>Relationship</b>	<b>E/N</b>	<b>Comment in relationship to Training Package AUR05v4</b>
AUR21212	Certificate II in Automotive Underbody Technology	AUR20705 - Certificate II in Automotive Mechanical	N	Major changes to structure and focus of qualification.  Core units changed from 1 to 8 units  Total units changed from 13 to 14 units
AUR21312	Certificate II in Automotive Braking System Technology	AUR20705 - Certificate II in Automotive Mechanical	N	Major changes to structure and focus of qualification.  Core units changed from 1 to 7 units  Total units changed from 13 to 12 units
AUR21412	Certificate II in Automotive Cooling System Technology	AUR20705 - Certificate II in Automotive Mechanical	N	Major changes to structure and focus of qualification.  Core units changed from 1 to 8 units  Total units changed from 13 to 14 units
AUR21512	Certificate II in Automotive Cylinder Head Reconditioning	AUR20705 - Certificate II in Automotive Mechanical	N	Major changes to structure and focus of qualification.  Core units changed from 1 to 7 units  Total units changed from 13 to 14 units

<b>Code</b>	<b>Qualification Title</b>	<b>Relationship</b>	<b>E/N</b>	<b>Comment in relationship to Training Package AUR05v4</b>
AUR21612	Certificate II in Automotive Driveline System Technology	AUR20705 - Certificate II in Automotive Mechanical	N	Major changes to structure and focus of qualification.  Core units changed from 1 to 8 units  Total units changed from 13 to 14 units
AUR21712	Certificate II in Automotive Exhaust System Technology	AUR20705 - Certificate II in Automotive Mechanical	N	Major changes to structure and focus of qualification.  Core units changed from 1 to 8 units  Total units changed from 13 to 14 units
AUR21812	Certificate II in Automotive Steering and Suspension System Technology	AUR20705 - Certificate II in Automotive Mechanical	N	Major changes to structure and focus of qualification.  Core units changed from 1 to 8 units  Total units changed from 13 to 12 units
AUR21912	Certificate II in Automotive Tyre Servicing Technology	AUR20705 - Certificate II in Automotive Mechanical	N	Major changes to structure and focus of qualification.  Core units changed from 1 to 4 units  Total units changed from 13 to 14 units

<b>Code</b>	<b>Qualification Title</b>	<b>Relationship</b>	<b>E/N</b>	<b>Comment in relationship to Training Package AUR05v4</b>
AUR30112	Certificate III in Automotive Administration	AUR30105 - Certificate III in Automotive Administration	E	Minor changes to structure and focus of qualification.  Core units changed from 11 to 10 units  Total units changed from 23 to 18 units
AUR30212	Certificate III in Bicycle Workshop Operations	AUR30211 - Certificate III in Bicycles	N	Major changes to structure and focus of qualification.  Core units changed from 6 to 16 units
AUR30312	Certificate III in Automotive Electrical Technology	AUR30308 - Certificate III in Automotive Electrical Technology	N	Major changes to structure and focus of qualification.  Core units changed from 5 to 21 units  Total units changed from 28 to 32 units
AUR30412	Certificate III in Agricultural Mechanical Technology	AUR30405 - Certificate III in Automotive Mechanical Technology	N	Major changes to structure and focus of qualification.  Core units changed from 3 to 24 units
AUR30512	Certificate III in Marine Mechanical Technology	AUR30511 - Certificate III in Marine	N	Major changes to structure and focus of qualification.  Core units changed from 5 to 15 units

<b>Code</b>	<b>Qualification Title</b>	<b>Relationship</b>	<b>E/N</b>	<b>Comment in relationship to Training Package AUR05v4</b>
AUR30612	Certificate III in Light Vehicle Mechanical Technology	AUR30405 - Certificate III in Automotive Mechanical Technology	N	Major changes to structure and focus of qualification.  Core units changed from 3 to 20 units
AUR30712	Certificate III in Outdoor Power Equipment Technology	AUR30711 - Certificate III in Outdoor Power Equipment	N	Major changes to structure and focus of qualification.  Core units changed from 4 to 18 units
AUR30812	Certificate III in Motorcycle Mechanical Technology	AUR30405 - Certificate III in Automotive Mechanical Technology	N	Major changes to structure and focus of qualification.  Core units changed from 3 to 24 units
AUR30912	Certificate III in Motorsport Technology	AUR30911 - Certificate III in Motorsport	N	Major changes to structure and focus of qualification.  Core units changed from 9 to 21 units
AUR31012	Certificate III in Automotive Sales	AUR31005 - Certificate III in Automotive Sales	N	Major changes to structure and focus of qualification.  Core units changed from 7 to 10 units  Total units changed from 28 to 20 units
AUR31112	Certificate III in Heavy Commercial Vehicle Mechanical	AUR30405 - Certificate III in Automotive Mechanical	N	Major changes to structure and focus



Code	Qualification Title	Relationship	E/N	Comment in relationship to Training Package AUR05v4
	Technology	Technology		of qualification. Core units changed from 3 to 23 units
AUR31212	Certificate III in Mobile Plant Technology	AUR30405 - Certificate III in Automotive Mechanical Technology	N	Major changes to structure and focus of qualification. Core units changed from 3 to 22 units
AUR31312	Certificate III in Automotive Engine Reconditioning	AUR31311 - Certificate III in Automotive Engine Reconditioning	E	ISC update equivalent Revised qualification Qualification and unit codes recoded to meet policy requirements
AUR31412	Certificate III in Automotive Diesel Fuel Technology	AUR30611 - Certificate III in Automotive Specialist	N	Major changes to structure and focus of qualification. Core units changed from 3 to 13 units Total units changed from 28 to 21 units
AUR31512	Certificate III in Automotive Diesel Engine Technology	AUR30611 - Certificate III in Automotive Specialist	N	Major changes to structure and focus of qualification. Core units changed from 3 to 14 units
AUR31612	Certificate III in Automotive Drivetrain	AUR30611 - Certificate III in Automotive Specialist	N	Major changes to structure and focus

<b>Code</b>	<b>Qualification Title</b>	<b>Relationship</b>	<b>E/N</b>	<b>Comment in relationship to Training Package AUR05v4</b>
	Technology			of qualification. Core units changed from 3 to 11 units Total units changed from 28 to 25 units
AUR31712	Certificate III in Forklift Technology	AUR30611 - Certificate III in Automotive Specialist	N	Major changes to structure and focus of qualification. Core units changed from 3 to 18 units
AUR31812	Certificate III in Heavy Commercial Trailer Technology	AUR30611 - Certificate III in Automotive Specialist	N	Major changes to structure and focus of qualification. Core units changed from 3 to 12 units
AUR31912	Certificate III in Elevating Work Platform Technology	AUR30611 - Certificate III in Automotive Specialist	N	Major changes to structure and focus of qualification. Core units changed from 3 to 20 units Total units changed from 28 to 32 units
AUR32012	Certificate III in Automotive Alternative Fuel Technology	AUR30611 - Certificate III in Automotive Specialist	N	Major changes to structure and focus of qualification. Core units changed from 3 to 11 units Total units changed from 28

Code	Qualification Title	Relationship	E/N	Comment in relationship to Training Package AUR05v4
				to 32 units
AUR32112	Certificate III in Automotive Body Repair Technology	AUR30805 - Certificate III in Automotive Vehicle Body	N	Major changes to structure and focus of qualification.  Core units changed from 2 to 16 units  Total units changed from 28 to 30 units
AUR32212	Certificate III in Automotive Glazing Technology	AUR30805 - Certificate III in Automotive Vehicle Body	N	Major changes to structure and focus of qualification.  Core units changed from 2 to 18 units  Total units changed from 28 to 30 units
AUR32312	Certificate III in Automotive and Marine Trimming Technology	AUR30805 - Certificate III in Automotive Vehicle Body	N	Major changes to structure and focus of qualification.  Core units changed from 2 to 11 units  Total units changed from 28 to 30 units
AUR32412	Certificate III in Automotive Refinishing Technology	AUR30805 - Certificate III in Automotive Vehicle Body	N	Major changes to structure and focus of qualification.  Core units changed from 2 to 51 units  Total units changed from 28

<b>Code</b>	<b>Qualification Title</b>	<b>Relationship</b>	<b>E/N</b>	<b>Comment in relationship to Training Package AUR05v4</b>
				to 30 units
AUR32512	Certificate III in Automotive Underbody Technology	AUR30611 - Certificate III in Automotive Specialist	N	Major changes to structure and focus of qualification. Core units changed from 3 to 13 units
AUR40112	Certificate IV in Automotive Management	AUR40105 - Certificate IV in Automotive Management	N	Major changes to structure and focus of qualification. Core units changed from 2 to 6 units Total units changed from 20 to 10 units
AUR40212	Certificate IV in Automotive Mechanical Diagnosis	AUR40208 - Certificate IV in Automotive Technology	N	Significant change to focus of qualification and elective list
AUR40312	Certificate IV in Motorsport Technology	AUR40305 - Certificate IV in Motorsport	N	Significant change to focus of qualification and elective list Core units changed from 0 to 1 units
AUR40412	Certificate IV in Automotive Performance Enhancement	AUR40405 - Certificate IV in Automotive Performance Enhancement	N	Significant change to focus of qualification and elective list Core units changed from 0 to 3 units
AUR40512	Certificate IV in Vehicle Loss	Replaces AUR40511 - Certificate IV in Vehicle Loss	E	ISC update

Code	Qualification Title	Relationship	E/N	Comment in relationship to Training Package AUR05v4
	Assessing	Assessing		equivalent Revised qualification Qualification and unit codes recoded to meet policy requirements
AUR40612	Certificate IV in Automotive Electrical Technology		N/A	New qualification
AUR40712	Certificate IV in Automotive Body Repair Technology		N/A	New qualification
AUR40812	Certificate IV in Automotive Mechanical Overhauling	AUR40208 - Certificate IV in Automotive Technology	N	Significant change to focus of qualification and elective list
AUR50112	Diploma of Automotive Management	AUR50105 - Diploma of Automotive Management	N	Major changes to structure and focus of qualification. Core units changed from 3 to 6 units Total units changed from 29 to 12 units
AUR50212	Diploma of Automotive Technology	AUR50205 - Diploma of Automotive Technology	E	Minor changes to structure and focus of qualification.
AUR50312	Diploma of Motorsport Technology	AUR50305 - Diploma of Motorsport	E	Minor changes to structure and focus of qualification. Core units changed from 4 to

Code	Qualification Title	Relationship	E/N	Comment in relationship to Training Package AUR05v4
				3 units

### Mapping to units of competency – AUR12 Version 1.1

E= equivalent

N= not equivalent

AUR12 Version 1.1 Unit code and Title	AUR12 Version 1 Unit code and Title	Comment in relation to AUR12 Version 1	E/N
AURLTF3001 Diagnose and repair fuel injection systems Release 2	AURLTF3001 Diagnose and repair fuel injection systems Release 1	Minor typographical errors corrected	E
AURJTD3004 Diagnose and repair motorcycle steering systems Release 2	AURJTD3004 Diagnose and repair motorcycle steering systems Release 1	Minor typographical errors corrected	E
AURTTA2010 Service and repair trailers up to 4.5 tonnes Release 2	AURTTA2010 Service and repair trailers up to 4.5 tonnes Release 1	Minor typographical errors corrected	E

### Mapping to Units of Competency AUR12 Version 1

E= equivalent

N= not equivalent

AUR12 v1 Unit code and Title	AUR05 v4 Unit code and Title	Comment in relation to AUR05 v4	E/N
	AURC341903A Apply relevant finance, leasing and insurance contracts/policies	Unit removed	N/A
	AURC456633A Investigate and assess automotive insurance claims	Unit removed	N/A
	AURC456661A Recover claim losses	Unit removed	N/A
	AURT223104A Assemble and install refrigeration	Unit removed	N/A

<b>AUR12 v1 Unit code and Title</b>	<b>AUR05 v4 Unit code and Title</b>	<b>Comment in relation to AUR05 v4</b>	<b>E/N</b>
	systems/components		
	AURV228630A Inspect vehicle for saleable items and determine their value	Unit removed	N/A
	AURV229603AA Apply acrylic lacquer refinishing materials	Unit removed	N/A
AURAAA2001 Work in an automotive administration environment	AURA254280A Operate in an automotive administration environment	Unit code updated to meet policy requirements.  Minor changes to unit title  Reference to OHS legislation replaced with new WHS legislation  Licensing statement added to unit descriptor	E
AURAAA4002 Determine retail rates for work	AURA454516A Determine retail rates for work	Unit code updated to meet policy requirements.  Reference to OHS legislation replaced with new WHS legislation  Licensing statement added to unit descriptor	E
AURACA2001 Establish relations with customers	AURC270421A Establish relations with customers	Unit code updated to meet policy requirements  Licensing statement added to unit descriptor	E
AURACA3002 Establish customer requirements of a	AURC362721A Establish customer requirements of a	Unit code updated to meet policy requirements	E

<b>AUR12 v1 Unit code and Title</b>	<b>AUR05 v4 Unit code and Title</b>	<b>Comment in relation to AUR05 v4</b>	<b>E/N</b>
complex nature	complex nature	Licensing statement added to unit descriptor	
AURACA3003 Build customer relations	AURC362807A Build customer relations	Unit code updated to meet policy requirements.  Reference to OHS legislation replaced with new WHS legislation  Licensing statement added to unit descriptor	E
AURAEA1001 Identify environmental requirements in an automotive workplace	AURC172003A Identify environmental regulations and best practice in a workplace or business	New unit replacing AURC172003A  Performance Criteria updated to reflect sustainability	N
AURAEA2002 Apply environmental and sustainability best practice in an automotive workplace	AURC272003A Apply environmental regulations and best practice in a workplace or business	New unit replacing AURC272003A  Performance Criteria updated to reflect sustainability	N
AURAEA3003 Monitor environmental and sustainability best practice in the automotive mechanical industry	AURT271781A Implement and monitor environmental regulations in the automotive mechanical industry	New unit replacing AURT271781A  Performance Criteria updated to reflect sustainability	N
AURAEA4004 Manage environmental compliance in an automotive workplace	AURC472082A Plan and manage compliance with environmental regulations in a workplace or business	Unit code updated to meet policy requirements  Minor change to unit title  Reference to OHS legislation replaced with new WHS	E



<b>AUR12 v1 Unit code and Title</b>	<b>AUR05 v4 Unit code and Title</b>	<b>Comment in relation to AUR05 v4</b>	<b>E/N</b>
		legislation	
AURFA2001 Use numbers in an automotive workplace	AURC251677A Use numbers in the workplace	New unit replacing AURC251677A  Performance Criteria updated to reflect automotive workplace	N
AURFA2002 Read in an automotive workplace	AURC251356A Read in the workplace	New unit replacing AURC251356A  Performance Criteria updated to reflect automotive workplace	N
AURFA2003 Communicate effectively in an automotive workplace	AURC270789A Communicate effectively in the workplace	New unit replacing AURC270789A  Performance Criteria updated to reflect automotive workplace	N
AURFA2004 Solve routine problems in an automotive workplace	AURC252327A Identify, clarify and resolve problems	New unit replacing AURC252327A  Performance Criteria updated to reflect automotive workplace	N
AURFA2005 Write routine texts in an automotive workplace	AURC251179A Write routine texts in the workplace and complete automotive documentation	Unit code updated to meet policy requirements.  Minor changes to unit title  Reference to OHS legislation replaced with new WHS legislation  Licensing statement added to	E

<b>AUR12 v1 Unit code and Title</b>	<b>AUR05 v4 Unit code and Title</b>	<b>Comment in relation to AUR05 v4</b>	<b>E/N</b>
		unit descriptor	
AURFA3008 Read and apply automotive repair instructions		New unit	N/A
AURFA5006 Prepare technical reports	AURT577520A Prepare technical reports	Unit code updated to meet policy requirements.  Reference to OHS legislation replaced with new WHS legislation  Licensing statement added to unit descriptor	E
AURFA5007 Develop and document specifications and procedures	AURT577620A Develop and document specifications and procedures	Unit code updated to meet policy requirements.  Reference to OHS legislation replaced with new WHS legislation  Licensing statement added to unit descriptor	E
AURAKA2001 Use information technology systems	AURA254180A Operate information technology systems	Unit code updated to meet policy requirements.  Minor changes to unit title  Reference to OHS legislation replaced with new WHS legislation  Licensing statement added to unit descriptor	E
AURAKA3002 Adapt work processes to new	AURC361101A Adapt work	Unit code updated to meet	E

<b>AUR12 v1 Unit code and Title</b>	<b>AUR05 v4 Unit code and Title</b>	<b>Comment in relation to AUR05 v4</b>	<b>E/N</b>
technologies	processes to new technology	<p>policy requirements.</p> <p>Minor changes to unit title</p> <p>Reference to OHS legislation replaced with new WHS legislation</p> <p>Licensing statement added to unit descriptor</p>	
AURALA3001 Determine legal aspects of an automotive service and repair contract	AURA354616A Determine legal aspects of an automotive service and repair contract	<p>Unit code updated to meet policy requirements.</p> <p>Reference to OHS legislation replaced with new WHS legislation</p> <p>Licensing statement added to unit descriptor</p>	E
AURAMA2001 Work effectively with others	AURC270688A Work effectively with others	<p>Unit code updated to meet policy requirements.</p> <p>Reference to OHS legislation replaced with new WHS legislation</p> <p>Licensing statement added to unit descriptor</p>	E
AURAMA2002 Communicate business information	AURC270889A Communicate business information	<p>Unit code updated to meet policy requirements.</p> <p>Reference to OHS legislation replaced with new WHS legislation</p>	E

<b>AUR12 v1 Unit code and Title</b>	<b>AUR05 v4 Unit code and Title</b>	<b>Comment in relation to AUR05 v4</b>	<b>E/N</b>
		Licensing statement added to unit descriptor	
AURAMA3003 Conduct information sessions	AURC359350A Conduct information sessions	Unit code updated to meet policy requirements.  Reference to OHS legislation replaced with new WHS legislation  Licensing statement added to unit descriptor	E
AURAMA3004 Maintain business image	AURC363337A Maintain business image	Unit code updated to meet policy requirements.  Reference to OHS legislation replaced with new WHS legislation  Licensing statement added to unit descriptor	E
AURAMA4005 Manage complex customer issues	AURC463238B Manage complex customer issues	Unit code updated to meet policy requirements  Reference to OHS legislation replaced with new WHS legislation	E
AURAMA5006 Contribute to business improvement	AURC561614A Contribute to business improvement	Unit code updated to meet policy requirements.  Reference to OHS legislation replaced with new WHS legislation  Licensing statement added to unit descriptor	E

<b>AUR12 v1 Unit code and Title</b>	<b>AUR05 v4 Unit code and Title</b>	<b>Comment in relation to AUR05 v4</b>	<b>E/N</b>
AURANN4001 Prepare a vehicle repair quotation	AURC465349B Prepare a vehicle repair quotation	Unit code updated to meet policy requirements.  Reference to OHS legislation replaced with new WHS legislation	E
AURAQA2001 Contribute to quality work outcomes	AURC261314A Contribute to quality work outcomes	Unit code updated to meet policy requirements.  Reference to OHS legislation replaced with new WHS legislation  Licensing statement added to unit descriptor	E
AURAQA3002 Inspect technical quality of work	AURC361230A Inspect technical quality of work	Unit code updated to meet policy requirements.  Reference to OHS legislation replaced with new WHS legislation  Licensing statement added to unit descriptor	E
AURAQA3003 Maintain quality systems	AURC361337A Maintain quality systems	Unit code updated to meet policy requirements.  Reference to OHS legislation replaced with new WHS legislation  Licensing statement added to unit descriptor  Application of the unit added	E

<b>AUR12 v1 Unit code and Title</b>	<b>AUR05 v4 Unit code and Title</b>	<b>Comment in relation to AUR05 v4</b>	<b>E/N</b>
		Critical Aspects updated	
AURASA1001 Apply automotive workplace safety fundamentals		New unit	N/A
AURASA2002 Apply safe working practices in an automotive workplace	AURC270103A Apply safe working practices	New unit replacing AURC270103A  Performance Criteria updated to reflect automotive workplace	N
AURATA2001 Identify basic automotive faults using troubleshooting processes	AURC252103A Apply basic automotive troubleshooting processes	New unit replacing AURC252103A  Performance Criteria updated to reflect automotive workplace	N
AURATA2002 Read and interpret engineering drawings	AURT225156A Read and interpret engineering drawings	Unit code updated to meet policy requirements.  Reference to OHS legislation replaced with new WHS legislation  Licensing statement added to unit descriptor	E
AURATA2003 Produce drawings from design concepts	AURT225191A Produce drawings from design concepts	Unit code updated to meet policy requirements.  Reference to OHS legislation replaced with new WHS legislation  Licensing statement added to unit descriptor	E

<b>AUR12 v1 Unit code and Title</b>	<b>AUR05 v4 Unit code and Title</b>	<b>Comment in relation to AUR05 v4</b>	<b>E/N</b>
AURATA3004 Provide technical guidance	AURC359554A Provide technical guidance	Unit code updated to meet policy requirements.  Reference to OHS legislation replaced with new WHS legislation  Licensing statement added to unit descriptor	E
AURATA3005 Estimate complex jobs	AURC365722A Estimate complex jobs	Unit code updated to meet policy requirements.  Reference to OHS legislation replaced with new WHS legislation  Licensing statement added to unit descriptor	E
AURBCA2001 Work in a retail bicycle environment	AURB254380B Operate in a retail bicycle environment	Unit code updated to meet policy requirements  Minor change to unit title  Reference to OHS legislation replaced with new WHS legislation	E
AURBCA2002 Select and adjust bicycle to fit rider	AURB254401A Select and adjust bicycle to fit rider	Unit code updated to meet policy requirements.  Reference to OHS legislation replaced with new WHS legislation  Licensing statement added to unit descriptor	E

<b>AUR12 v1 Unit code and Title</b>	<b>AUR05 v4 Unit code and Title</b>	<b>Comment in relation to AUR05 v4</b>	<b>E/N</b>
AURBSA3001 Conduct cycling proficiency training	AURB354601A Conduct cycling proficiency training	Unit code updated to meet policy requirements.  Reference to OHS legislation replaced with new WHS legislation	E
AURBTA1001 Remove and tag bicycle components	AURB100064B Remove and tag bicycle components	Unit code updated to meet policy requirements.  Reference to OHS legislation replaced with new WHS legislation  Licensing statement added to unit descriptor	E
AURBTA1002 Adjust bicycles		New unit	N/A
AURBTA2003 Assemble bicycles	AURB211304B Assemble bicycles	Unit code updated to meet policy requirements.  Reference to OHS legislation replaced with new WHS legislation  Licensing statement added to unit descriptor	E
AURBTA2004 Assemble box bicycles for retail sale	AURB211305A Assemble box bicycle for retail sale	Unit code updated to meet policy requirements  Minor change to unit title  Reference to OHS legislation replaced with new WHS legislation	E



<b>AUR12 v1 Unit code and Title</b>	<b>AUR05 v4 Unit code and Title</b>	<b>Comment in relation to AUR05 v4</b>	<b>E/N</b>
AURBTA3005 Restore bicycles	AURB311401A Restore a bicycle	Unit code updated to meet policy requirements.  Minor changes to unit title  Reference to OHS legislation replaced with new WHS legislation	E
AURBTA3006 Identify and select components for custom bicycles	AURB332301A Specify and select components for a custom bicycle	Unit code updated to meet policy requirements.  Minor changes to unit title  Reference to OHS legislation replaced with new WHS legislation	E
AURBTA3007 Provide mechanical support to cycling events	AURB354501A Provide mechanical support to cycling events	Unit code updated to meet policy requirements.  Reference to OHS legislation replaced with new WHS legislation	E
AURBTB2001 Service and repair bicycle mechanical braking systems	Service and repair bicycle mechanical braking systems	Unit code updated to meet policy requirements.  Reference to OHS legislation replaced with new WHS legislation	E
AURBTB2002 Service bicycle hydraulic braking systems	AURB212370B Service bicycle hydraulic braking systems	Unit code updated to meet policy requirements.  Reference to OHS legislation replaced with new WHS legislation	E

<b>AUR12 v1 Unit code and Title</b>	<b>AUR05 v4 Unit code and Title</b>	<b>Comment in relation to AUR05 v4</b>	<b>E/N</b>
AURBTB3003 Repair bicycle hydraulic braking systems	AURB312366B Repair bicycle hydraulic braking systems	Unit code updated to meet policy requirements.  Reference to OHS legislation replaced with new WHS legislation	E
AURBTD2001 Service bicycle steering systems	AURB215672A Service bicycle steering systems	Unit code updated to meet policy requirements.  Reference to OHS legislation replaced with new WHS legislation	E
AURBTD2002 Service bicycle suspension systems	AURB216672A Service bicycle suspension systems	Unit code updated to meet policy requirements.  Reference to OHS legislation replaced with new WHS legislation	E
AURBTD3003 Repair and overhaul bicycle steering systems	AURB315646A Repair/overhaul bicycle steering systems	Unit code updated to meet policy requirements.  Minor changes to unit title  Reference to OHS legislation replaced with new WHS legislation	E
AURBTD3004 Repair and overhaul bicycle suspension systems	AURB316646A Repair/overhaul bicycle suspension systems	Unit code updated to meet policy requirements.  Minor changes to unit title  Reference to OHS legislation replaced with new WHS legislation	E

<b>AUR12 v1 Unit code and Title</b>	<b>AUR05 v4 Unit code and Title</b>	<b>Comment in relation to AUR05 v4</b>	<b>E/N</b>
AURBTJ2001 Remove, repair and fit bicycle tyres	AURB218168B Remove, repair and fit bicycle tyres	Unit code updated to meet policy requirements.  Reference to OHS legislation replaced with new WHS legislation	E
AURBTJ2002 Service bicycle wheels and hubs	AURB218267A Service bicycle wheels and hubs	Unit code updated to meet policy requirements.  Reference to OHS legislation replaced with new WHS legislation	E
AURBTJ3003 Design and build bicycle wheels	AURB318207B Design and build bicycle wheels	Unit code updated to meet policy requirements.  Reference to OHS legislation replaced with new WHS legislation	E
AURBTJ3004 Repair and overhaul bicycle wheels and hubs	AURB318267A Repair/overhaul bicycle wheels and hubs	Unit code updated to meet policy requirements  Minor change to unit title	E
AURBTK2001 Use and maintain specialised bicycle repair tools		New unit	N/A
AURBTQ2001 Service bicycle drivetrain systems	AURB214670B Service bicycle drivetrain systems	Unit code updated to meet policy requirements.  Reference to OHS legislation replaced with new WHS legislation	E
AURBTQ3002 Repair bicycle drivetrain systems	AURB314666B Repair bicycle drivetrain systems	Unit code updated to meet policy requirements.	E

<b>AUR12 v1 Unit code and Title</b>	<b>AUR05 v4 Unit code and Title</b>	<b>Comment in relation to AUR05 v4</b>	<b>E/N</b>
		Reference to OHS legislation replaced with new WHS legislation	
AURBTR3001 Service electric power assist bicycles	AURB318301A Service electric power assist bicycles	Unit code updated to meet policy requirements.  Reference to OHS legislation replaced with new WHS legislation	E
AURBTV2001 Fit and adjust bicycle accessories	AURB232265B Fit and adjust bicycle accessories	Unit code updated to meet policy requirements.  Reference to OHS legislation replaced with new WHS legislation	E
AURBTY3001 Service and repair bicycle frames	AURB328267A Service and repair bicycle frames	Unit code updated to meet policy requirements.  Reference to OHS legislation replaced with new WHS legislation	E
AURBTY4002 Design and build bicycle frames	AURB428201A Design and build a bicycle frame	Unit code updated to meet policy requirements.  Minor changes to unit title  Reference to OHS legislation replaced with new WHS legislation	E
AURBTY4003 Assess carbon fibre frames for repair	AURB428202A Assess carbon fibre frames for repair	Unit code updated to meet policy requirements.  Reference to OHS legislation replaced with new WHS legislation	E

<b>AUR12 v1 Unit code and Title</b>	<b>AUR05 v4 Unit code and Title</b>	<b>Comment in relation to AUR05 v4</b>	<b>E/N</b>
AURETA5001 Analyse and evaluate electrical and electronic faults in electric over-hydraulic systems	AURT575193A Analyse and evaluate electrical and electronic faults in electric over hydraulic systems	Unit code updated to meet policy requirements.  Minor changes to unit title  Reference to OHS legislation replaced with new WHS legislation  Licensing statement added to unit descriptor	E
AURETA5002 Analyse and evaluate electrical and electronic faults in safety systems	AURT575593A Analyse and evaluate electrical and electronic faults in safety systems	Unit code updated to meet policy requirements.  Reference to OHS legislation replaced with new WHS legislation  Licensing statement added to unit descriptor	E
AURETA5003 Analyse and evaluate electrical and electronic faults in monitoring and protection systems	AURT575693A Analyse and evaluate electrical and electronic faults in monitoring/protection systems	Unit code updated to meet policy requirements.  Minor changes to unit title  Reference to OHS legislation replaced with new WHS legislation  Licensing statement added to unit descriptor	E
AURETA5004 Analyse and evaluate electrical and electronic faults in convenience and	AURT575893A Analyse and evaluate electrical and electronic faults in convenience and	Unit code updated to meet policy requirements.	E

<b>AUR12 v1 Unit code and Title</b>	<b>AUR05 v4 Unit code and Title</b>	<b>Comment in relation to AUR05 v4</b>	<b>E/N</b>
entertainment systems	entertainment systems	Reference to OHS legislation replaced with new WHS legislation  Licensing statement added to unit descriptor	
AURETA5005 Analyse and evaluate electrical and electronic faults in theft-deterrent systems	AURT575993A Analyse and evaluate electrical and electronic faults in theft deterrent systems	Unit code updated to meet policy requirements.  Minor changes to unit title  Reference to OHS legislation replaced with new WHS legislation  Licensing statement added to unit descriptor	E
AURETA5006 Analyse and evaluate electrical and electronic faults in climate-control systems	AURT576193A Analyse and evaluate electrical and electronic faults in climate control systems	Unit code updated to meet policy requirements.  Minor changes to unit title  Reference to OHS legislation replaced with new WHS legislation  Licensing statement added to unit descriptor	E
AURETB3001 Repair electric braking systems	AURE311666A Repair electric braking systems	Unit code updated to meet policy requirements.  Reference to OHS legislation replaced with new WHS legislation	E

<b>AUR12 v1 Unit code and Title</b>	<b>AUR05 v4 Unit code and Title</b>	<b>Comment in relation to AUR05 v4</b>	<b>E/N</b>
		Licensing statement added to unit descriptor	
AURETB5002 Analyse and evaluate electrical and electronic faults in braking systems	AURT575493A Analyse and evaluate electrical and electronic faults in braking systems	Unit code updated to meet policy requirements.  Reference to OHS legislation replaced with new WHS legislation  Licensing statement added to unit descriptor	E
AURETD3001 Service and repair electronically controlled steering systems	AURE320871A Service and repair electronically controlled steering systems	Unit code updated to meet policy requirements.  Reference to OHS legislation replaced with new WHS legislation  Licensing statement added to unit descriptor	E
AURETD5002 Analyse and evaluate electrical and electronic faults in stability, steering and suspension systems	AURT575093A Analyse and evaluate electrical and electronic faults in stability/steering/suspension systems	Unit code updated to meet policy requirements.  Minor changes to unit title  Reference to OHS legislation replaced with new WHS legislation  Licensing statement added to unit descriptor	E
AURETE5001 Analyse and evaluate electrical and electronic faults in engine management systems	AURT575293A Analyse and evaluate electrical and electronic faults in engine management systems	Unit code updated to meet policy requirements.  Reference to OHS legislation	E

<b>AUR12 v1 Unit code and Title</b>	<b>AUR05 v4 Unit code and Title</b>	<b>Comment in relation to AUR05 v4</b>	<b>E/N</b>
		replaced with new WHS legislation  Licensing statement added to unit descriptor	
AURETH3001 Depower battery electric vehicles	AURETH3001 Depower battery electric vehicles	Reference to OHS legislation replaced with new WHS legislation	E
AURETH3002 Service and maintain battery electric vehicles	AURETH3002 Service and maintain battery electric vehicles	Reference to OHS legislation replaced with new WHS legislation	E
AURETH4003 Test and repair high voltage battery systems in battery electric vehicles	AURETH4003 Test and repair high voltage battery systems in battery electric vehicles	Reference to OHS legislation replaced with new WHS legislation	E
AURETH4004 Diagnose and repair traction motor speed control device in battery electric vehicles	AURETH4004 Diagnose and repair traction motor speed control device in battery electric vehicles	Reference to OHS legislation replaced with new WHS legislation	E
AURETH4005 Diagnose and repair high voltage traction motors in battery electric vehicles	AURETH4005 Diagnose and repair high voltage traction motors in battery electric vehicles	Reference to OHS legislation replaced with new WHS legislation	E
AURETH4006 Diagnose and repair auxiliary motors and associated components in battery electric vehicles	AURETH4006 Diagnose and repair auxiliary motors and associated components in battery electric vehicles	Reference to OHS legislation replaced with new WHS legislation	E
AURETH4007 Diagnose and repair system instrumentation and safety interlocks in battery electric vehicles	AURETH4007 Diagnose and repair system instrumentation and safety interlocks in battery electric vehicles	Reference to OHS legislation replaced with new WHS legislation	E
AURETH4008 Diagnose and repair high voltage cabin heating and cooling systems in battery electric vehicles	AURETH4008 Diagnose and repair high voltage cabin heating and cooling systems in battery electric vehicles	Reference to OHS legislation replaced with new WHS legislation	E



<b>AUR12 v1 Unit code and Title</b>	<b>AUR05 v4 Unit code and Title</b>	<b>Comment in relation to AUR05 v4</b>	<b>E/N</b>
AURETH4009 Diagnose and repair DC to DC converters in battery electric vehicles	AURETH4009 Diagnose and repair DC to DC converters in battery electric vehicles	Reference to OHS legislation replaced with new WHS legislation	E
AURETH4010 Test high voltage batteries in hybrid electric vehicles	AURETH4010 Test high voltage batteries in hybrid electric vehicles	Reference to OHS legislation replaced with new WHS legislation	E
AURETH4011 Deactivate and reinitialise power supply in hybrid electric vehicles	AURETH4011 Deactivate and reinitialise power supply in hybrid electric vehicles	Reference to OHS legislation replaced with new WHS legislation	E
AURETH4012 Service and maintain electrical components in hybrid electric vehicles	AURETH4012 Service and maintain electrical components in hybrid electric vehicles	Reference to OHS legislation replaced with new WHS legislation	E
AURETH4014 Diagnose complex faults in battery electric and hybrid electric vehicle systems		New unit	N/A
AURETH5013 Analyse and evaluate electrical and electronic faults in electric and hybrid vehicle systems	AURT576093A Analyse and evaluate electrical and electronic faults in electric and hybrid vehicle systems	Unit code updated to meet policy requirements.  Reference to OHS legislation replaced with new WHS legislation  Licensing statement added to unit descriptor	E
AURETK1001 Identify, select and use low voltage electrical test equipment		New unit	N/A
AURETK2002 Use and maintain automotive electrical test equipment		New unit	N/A
AURETR1001 Remove and tag automotive electrical	AURE100064A Remove and tag automotive electrical	Unit code updated to meet policy requirements.	E

<b>AUR12 v1 Unit code and Title</b>	<b>AUR05 v4 Unit code and Title</b>	<b>Comment in relation to AUR05 v4</b>	<b>E/N</b>
system components	system components	Reference to OHS legislation replaced with new WHS legislation  Licensing statement added to unit descriptor	
AURETR1002 Test, service and maintain battery storage systems	AURE118671A Test, service and maintain battery storage systems	Unit code updated to meet policy requirements.  Reference to OHS legislation replaced with new WHS legislation  Licensing statement added to unit descriptor	E
AURETR1003 Apply automotive electrical system fundamentals		New unit	E
AURETR2005 Install, test and repair electrical security systems and components	AURE219431A Install, test and repair electrical security systems/components	Unit code updated to meet policy requirements.  Minor changes to unit title  Reference to OHS legislation replaced with new WHS legislation  Licensing statement added to unit descriptor	E
AURETR2006 Carry out soldering of electrical wiring and circuits	AURE224008A Carry out soldering of electrical wiring/circuits	Unit code updated to meet policy requirements.  Minor changes to unit title	E

<b>AUR12 v1 Unit code and Title</b>	<b>AUR05 v4 Unit code and Title</b>	<b>Comment in relation to AUR05 v4</b>	<b>E/N</b>
		Reference to OHS legislation replaced with new WHS legislation  Licensing statement added to unit descriptor	
AURETR2007 Demonstrate knowledge of automotive electrical circuits and wiring systems		New unit	N/A
AURETR2008 Remove and replace electrical units and assemblies		New unit	N/A
AURETR2009 Install, test and repair vehicle lighting and wiring systems	AURE219331A Install, test and repair low voltage wiring/lighting systems	New unit replacing AURE219331A  Performance Criteria and Range Statement updated to reflect technologies	N
AURETR2010 Fabricate, test and repair wiring harnesses and looms	AURE220140A Manufacture and repair wiring harness/looms	New unit replacing AURE220140A  Performance Criteria and Range Statement updated to reflect technologies	N
AURETR2011 Install and test basic ancillary electrical components	AURE219531A Install ancillary electrical components	New unit replacing AURE219531A  Performance Criteria and Range Statement updated to reflect technologies	N
AURETR2012 Test and repair basic electrical circuits	AURE218708A Carry out repairs to single electrical circuits	New unit replacing AURE218708A	N

<b>AUR12 v1 Unit code and Title</b>	<b>AUR05 v4 Unit code and Title</b>	<b>Comment in relation to AUR05 v4</b>	<b>E/N</b>
		Performance Criteria and Range Statement updated to reflect technologies	
AURETR2013 Inspect and service charging systems		New unit	N/A
AURETR2014 Inspect and service starting systems		New unit	N/A
AURETR2015 Inspect and service batteries	AURE218670A Service, maintain or replace batteries	New unit replacing AURE218670A  Performance Criteria and Range Statement updated to reflect technologies	N
AURETR2016 Read and apply vehicle wiring schematics and drawings		New unit	N/A
AURETR2035 Demonstrate knowledge of petrol and diesel engine operation		New unit	N/A
AURETR2042 Remove, refit and test electrical componentry for operation following body repair activities	AURE218764A Remove, refit and test electrical componentry for normal operation following body repair activities	Unit code updated to meet policy requirements.  Minor changes to unit title  Reference to OHS legislation replaced with new WHS legislation  Licensing statement added to unit descriptor	E
AURETR3017 Overhaul charging system alternators	AURE319145A Overhaul charging system alternators	Unit code updated to meet policy requirements.  Reference to OHS legislation	E

<b>AUR12 v1 Unit code and Title</b>	<b>AUR05 v4 Unit code and Title</b>	<b>Comment in relation to AUR05 v4</b>	<b>E/N</b>
		replaced with new WHS legislation  Licensing statement added to unit descriptor	
AURETR3018 Overhaul starting motors	AURE319245A Overhaul starting motors	Unit code updated to meet policy requirements.  Reference to OHS legislation replaced with new WHS legislation  Licensing statement added to unit descriptor	E
AURETR3019 Inspect, service and repair AC electric motor drive systems	AURE319271A Inspect, service and repair AC electric motor drive systems	Unit code updated to meet policy requirements.  Reference to OHS legislation replaced with new WHS legislation  Licensing statement added to unit descriptor	E
AURETR3020 Repair electronic systems	AURE321066A Repair electronic systems	Unit code updated to meet policy requirements.  Reference to OHS legislation replaced with new WHS legislation  Licensing statement added to unit descriptor	E
AURETR3021 Inspect, service and repair electronic management, monitoring	AURE321971A Inspect, service and repair electronic management, monitoring and	Unit code updated to meet policy requirements.	E

<b>AUR12 v1 Unit code and Title</b>	<b>AUR05 v4 Unit code and Title</b>	<b>Comment in relation to AUR05 v4</b>	<b>E/N</b>
and tracking systems	tracking systems	Reference to OHS legislation replaced with new WHS legislation  Licensing statement added to unit descriptor	
AURETR3022 Diagnose and repair vehicle dynamic control systems	AURE321671A Service and repair electronically operated stability control systems  AURE321571A Service and repair electronically operated traction control systems  AURE321471A Service and repair electronically controlled anti-lock braking systems	New unit replacing: AURE321671A, AURE321571A and AURE321471A  Performance Criteria and Range Statement updated to reflect technologies	N
AURETR3023 Diagnose and repair electronic spark ignition engine management systems	AURE321171A Service and repair electronic spark ignition engine management systems	New unit replacing AURE321171A  Performance Criteria and Range Statement updated to reflect technologies	N
AURETR3024 Diagnose and repair electronic compression ignition engine management systems	AURE321771A Service and repair electronic compression ignition engine management systems	New unit replacing AURE321771A  Performance Criteria and Range Statement updated to reflect technologies	N
AURETR3025 Test, charge and replace batteries	AURE218676A Test, service and charge batteries	New unit replacing AURE218676A  Performance Criteria and Range Statement updated to reflect technologies	N
AURETR3026 Remove, replace and program	AURE218664A Remove and replace electrical/electronic	New unit replacing AURE218664A	N

<b>AUR12 v1 Unit code and Title</b>	<b>AUR05 v4 Unit code and Title</b>	<b>Comment in relation to AUR05 v4</b>	<b>E/N</b>
electrical and electronic units and assemblies	units/assemblies	Performance Criteria and Range Statement updated to reflect technologies	
AURETR3027 Install ancillary electronic control unit systems and components		New unit	N/A
AURETR3028 Diagnose and repair instruments and warning systems	AURE318966A Repair instruments and warning systems	New unit replacing AURE318966A  Performance Criteria and Range Statement updated to reflect technologies	N
AURETR3029 Diagnose and repair charging systems	AURE319166B Repair charging systems	New unit replacing AURE319166B  Performance Criteria and Range Statement updated to reflect technologies	N
AURETR3030 Diagnose and repair starting systems	AURE319266B Repair starting systems	New unit replacing AURE319266B  Performance Criteria and Range Statement updated to reflect technologies	N
AURETR3031 Diagnose and repair ignition systems	AURE320666B Repair ignition systems	New unit replacing AURE320666B  Performance Criteria and Range Statement updated to reflect technologies	N
AURETR3032 Repair electrical systems	AURE318866A Repair electrical systems	Unit code updated to meet policy requirements.	E

<b>AUR12 v1 Unit code and Title</b>	<b>AUR05 v4 Unit code and Title</b>	<b>Comment in relation to AUR05 v4</b>	<b>E/N</b>
		Reference to OHS legislation replaced with new WHS legislation  Licensing statement added to unit descriptor	
AURETR3036 Service and repair electronically controlled suspension systems	AURE320971A Service and repair electronically controlled suspension systems	Unit code updated to meet policy requirements.  Reference to OHS legislation replaced with new WHS legislation  Licensing statement added to unit descriptor	E
AURETR3043 Service and repair electronic body management systems	AURE321371A Service and repair electronic body management systems	Unit code updated to meet policy requirements.  Reference to OHS legislation replaced with new WHS legislation  Licensing statement added to unit descriptor	E
AURETR3044 Service and repair electronic drive management systems	AURE321271A Service and repair electronic drive management systems	Unit code updated to meet policy requirements.  Reference to OHS legislation replaced with new WHS legislation  Licensing statement added to unit descriptor	E
AURETR4004 Diagnose complex electrical and		New unit	N/A



<b>AUR12 v1 Unit code and Title</b>	<b>AUR05 v4 Unit code and Title</b>	<b>Comment in relation to AUR05 v4</b>	<b>E/N</b>
electronic faults in vehicle convenience and entertainment systems			
AURETR4037 Diagnose complex electrical and electronic faults in light vehicle safety systems		New unit	N/A
AURETR4038 Diagnose complex faults in motorcycle electrical and electronic systems		New unit	N/A
AURETR4039 Diagnose complex electrical and electronic faults in light vehicle theft deterrent systems		New unit	N/A
AURETR4040 Diagnose complex electrical and electronic faults in vehicle monitoring and protection systems		New unit	N/A
AURETR5033 Develop and apply electronic systems modification	AURT576620A Develop and apply electronic systems modification	Unit code updated to meet policy requirements.  Reference to OHS legislation replaced with new WHS legislation  Licensing statement added to unit descriptor	E
AURETR5034 Develop and apply electrical systems modification	AURT576520A Develop and apply electrical systems modification	Unit code updated to meet policy requirements.  Reference to OHS legislation replaced with new WHS legislation	E

<b>AUR12 v1 Unit code and Title</b>	<b>AUR05 v4 Unit code and Title</b>	<b>Comment in relation to AUR05 v4</b>	<b>E/N</b>
		Licensing statement added to unit descriptor	
AURETU2001 Install air conditioning systems	AURT222631A Install air conditioning systems	Unit code updated to meet policy requirements.  Reference to OHS legislation replaced with new WHS legislation  Licensing statement added to unit descriptor	E
AURETU2002 Recover vehicle refrigerants		New unit	N/A
AURETU2003 Service air conditioning and HVAC systems	AURT222670A Service air conditioning systems	New unit replacing AURT222670A  Performance Criteria, Range Statement and Critical Aspects of Evidence updated to reflect technologies	N
AURETU3004 Diagnose and repair air conditioning and HVAC systems	AURT322666A Repair/retrofit air conditioning systems	New unit replacing AURT322666A  Performance Criteria, Range Statement and Critical Aspects of Evidence updated to reflect technologies	N
AURETU3005 Retrofit and modify air conditioning and HVAC systems	AURT322666A Repair/retrofit air conditioning systems	New unit replacing AURT322666A  Performance Criteria, Range Statement and Critical Aspects of Evidence updated to reflect technologies	N

<b>AUR12 v1 Unit code and Title</b>	<b>AUR05 v4 Unit code and Title</b>	<b>Comment in relation to AUR05 v4</b>	<b>E/N</b>
AURETU4006 Diagnose complex faults in air conditioning and HVAC systems		New unit	N/A
AURETU4007 Overhaul air conditioning system components	AURT322645A Overhaul air conditioning system components	Unit code updated to meet policy requirements.  Reference to OHS legislation replaced with new WHS legislation  Licensing statement added to unit descriptor	E
AURETX5001 Analyse and evaluate electrical and electronic faults in transmission and driveline systems	AURT575393A Analyse and evaluate electrical and electronic faults in transmission/driveline systems	Unit code updated to meet policy requirements.  Minor changes to unit title  Reference to OHS legislation replaced with new WHS legislation  Licensing statement added to unit descriptor	E
AURHTA1001 Carry out heavy vehicle pre-repair operations		New unit	N/A
AURHTA2003 Remove and replace heavy commercial vehicle ancillary components and accessories		New unit	N/A
AURHTA3002 Service and repair trailers in excess of 4.5 tonnes	AURT337273A Service and repair trailers in excess of 4.5 tonnes	Unit code updated to meet policy requirements.  Reference to OHS legislation	E

<b>AUR12 v1 Unit code and Title</b>	<b>AUR05 v4 Unit code and Title</b>	<b>Comment in relation to AUR05 v4</b>	<b>E/N</b>
		replaced with new WHS legislation	
AURHTB3001 Repair air braking systems	AURT311166A Repair air braking systems	Unit code updated to meet policy requirements.  Reference to OHS legislation replaced with new WHS legislation  Licensing statement added to unit descriptor	E
AURHTB3002 Diagnose and repair heavy vehicle hydraulic braking systems	AURT310166A - Repair hydraulic braking systems	New unit replacing AURT310166A  Performance Criteria, Range Statement and Critical Aspects of Evidence updated to reflect modern heavy vehicle technologies	N
AURHTB3007 Diagnose and repair heavy vehicle electronic braking systems		New unit	N/A
AURHTB4003 Overhaul braking system components (heavy)	AURT410145BA Overhaul braking system components (heavy)	Unit code updated to meet policy requirements.  Reference to OHS legislation replaced with new WHS legislation  Licensing statement added to unit descriptor	E
AURHTB4004 Overhaul air braking systems and components	AURT411145A Overhaul air braking systems/components	Unit code updated to meet policy requirements.  Minor changes to unit title	E

<b>AUR12 v1 Unit code and Title</b>	<b>AUR05 v4 Unit code and Title</b>	<b>Comment in relation to AUR05 v4</b>	<b>E/N</b>
		Reference to OHS legislation replaced with new WHS legislation  Licensing statement added to unit descriptor	
AURHTB4006 Diagnose complex faults in heavy commercial vehicle braking systems		New unit	N/A
AURHTB5005 Analyse and evaluate heavy vehicle braking system faults	AURT571393A Analyse and evaluate heavy vehicle braking system faults	Unit code updated to meet policy requirements.  Reference to OHS legislation replaced with new WHS legislation  Licensing statement added to unit descriptor	E
AURHTD2001 Inspect and service heavy commercial vehicle suspension systems		New unit	N/A
AURHTD3002 Repair steering systems (heavy vehicle)	AURTH315166A Repair steering systems (heavy vehicle)	Unit code updated to meet policy requirements.  Reference to OHS legislation replaced with new WHS legislation  Licensing statement added to unit descriptor	E
AURHTD3003 Repair suspension systems (heavy vehicle)	AURTH316166A Repair suspension systems (heavy vehicle)	Unit code updated to meet policy requirements.	E

<b>AUR12 v1 Unit code and Title</b>	<b>AUR05 v4 Unit code and Title</b>	<b>Comment in relation to AUR05 v4</b>	<b>E/N</b>
		Reference to OHS legislation replaced with new WHS legislation  Licensing statement added to unit descriptor	
AURHTD3004 Carry out wheel alignment operations (heavy vehicle)	AURTH317108A Carry out wheel alignment operations (heavy vehicle)	Unit code updated to meet policy requirements.  Reference to OHS legislation replaced with new WHS legislation  Licensing statement added to unit descriptor	E
AURHTD4006 Diagnose complex faults in heavy commercial vehicle steering and suspension systems		New unit	N/A
AURHTD5005 Analyse and evaluate heavy vehicle steering and suspension system faults	AURT571093A Analyse and evaluate heavy vehicle steering and suspension system faults	Unit code updated to meet policy requirements.  Reference to OHS legislation replaced with new WHS legislation  Licensing statement added to unit descriptor	E
AURHTE2001 Remove and install heavy vehicle engine assemblies	AURT201164A Remove and install engine assemblies	New unit replacing AURT201164A  Performance Criteria, Range Statement and Critical Aspects of Evidence updated to reflect modern heavy vehicle technologies	N

<b>AUR12 v1 Unit code and Title</b>	<b>AUR05 v4 Unit code and Title</b>	<b>Comment in relation to AUR05 v4</b>	<b>E/N</b>
AURHTE3002 Repair engines and associated engine components (heavy vehicle)	AURTH301166A Repair engines and associated engine components (heavy vehicle)	Unit code updated to meet policy requirements.  Reference to OHS legislation replaced with new WHS legislation  Licensing statement added to unit descriptor	E
AURHTE4003 Diagnose complex faults in heavy vehicle diesel engines		New unit	N/A
AURHTE5004 Analyse and evaluate heavy vehicle engine and fuel system faults	AURT571293A Analyse and evaluate heavy vehicle engine and fuel system faults	Unit code updated to meet policy requirements.  Reference to OHS legislation replaced with new WHS legislation  Licensing statement added to unit descriptor	E
AURHTF2001 Inspect heavy commercial vehicle fuel systems and components		New unit	N/A
AURHTJ1001 Inspect heavy commercial vehicle wheels and tyres		New unit	N/A
AURHTJ2002 Select heavy vehicle tyres and rims for specific applications	AURT317968A Identify and fit tyres and rims for specific applications (heavy) and  AURT217985A Fit tyres and rims for specific applications (heavy)	New unit replacing AURT317968A and AURT217985A  Performance Criteria, Range Statement and Critical Aspects of Evidence updated to reflect modern heavy vehicle	N

<b>AUR12 v1 Unit code and Title</b>	<b>AUR05 v4 Unit code and Title</b>	<b>Comment in relation to AUR05 v4</b>	<b>E/N</b>
		technologies	
AURHTJ2003 Remove, inspect, and refit heavy vehicle wheel assemblies	AURT217665A - Remove, fit and inspect wheel assemblies	New unit replacing AURT217665A  Performance Criteria, Range Statement and Critical Aspects of Evidence updated to reflect modern heavy vehicle technologies	N
AURHTJ2004 Demount, inspect, repair and mount agricultural equipment tyres and tubes		New unit	N/A
AURHTJ2006 Remove, inspect, repair and fit tyres and tubes (heavy)	AURT217966A Remove, inspect, repair and fit tyres and tubes (heavy)	Unit code updated to meet policy requirements.  Reference to OHS legislation replaced with new WHS legislation  Licensing statement added to unit descriptor	E
AURHTJ3005 Identify and apply pneumatic wheeled traction performance enhancement systems (heavy vehicle)	AURT309627A Identify and apply pneumatic wheeled traction performance enhancement systems (heavy vehicle)	Unit code updated to meet policy requirements.  Reference to OHS legislation replaced with new WHS legislation  Licensing statement added to unit descriptor	E
AURHTL4001 Inspect, repair and diagnose alternative fuel systems for heavy vehicle engines	AURTH404584A Inspect, repair and diagnose alternative fuel systems for heavy vehicle engines	Unit code updated to meet policy requirements.  Reference to OHS legislation	E



<b>AUR12 v1 Unit code and Title</b>	<b>AUR05 v4 Unit code and Title</b>	<b>Comment in relation to AUR05 v4</b>	<b>E/N</b>
		replaced with new WHS legislation  Licensing statement added to unit descriptor	
AURHTQ2001 Inspect heavy commercial vehicle driveline components		New unit	N/A
AURHTQ3002 Repair final drive assemblies (heavy vehicle)	AURTH312666A Repair final drive assemblies (heavy vehicle)	Unit code updated to meet policy requirements.  Reference to OHS legislation replaced with new WHS legislation  Licensing statement added to unit descriptor	E
AURHTQ3003 Repair final drive – driveline (heavy vehicle)	AURTH313166A Repair final drive – driveline (heavy vehicle)	Unit code updated to meet policy requirements.  Reference to OHS legislation replaced with new WHS legislation  Licensing statement added to unit descriptor	E
AURHTR3005 Diagnose and repair heavy trailer electronically controlled roll stability systems		New unit	N/A
AURHTX3001 Repair transmissions – manual (heavy vehicle)	AURTH306666A Repair transmissions – manual (heavy vehicle)	Unit code updated to meet policy requirements.  Reference to OHS legislation replaced with new WHS	E

<b>AUR12 v1 Unit code and Title</b>	<b>AUR05 v4 Unit code and Title</b>	<b>Comment in relation to AUR05 v4</b>	<b>E/N</b>
		legislation  Licensing statement added to unit descriptor	
AURHTX3002 Inspect, test and replace transmissions - automatic (heavy vehicle)	AURTH307165A Inspect, test and replace transmissions - automatic (heavy vehicle)	Unit code updated to meet policy requirements.  Reference to OHS legislation replaced with new WHS legislation  Licensing statement added to unit descriptor	E
AURHTX3003 Repair transmissions - automatic (heavy vehicle)	AURTH307166A Repair transmissions - automatic (heavy vehicle)	Unit code updated to meet policy requirements.  Reference to OHS legislation replaced with new WHS legislation  Licensing statement added to unit descriptor	E
AURHTX3004 Diagnose and repair heavy vehicle clutch systems	AURT306170A Inspect, service and/or repair clutch assemblies and associated operating system components	New unit replacing AURT306170A  Performance Criteria, Range Statement and Critical Aspects of Evidence updated to reflect modern heavy vehicle technologies	N
AURHTX4006 Diagnose complex faults in heavy commercial vehicle transmission and driveline systems		New Unit	N/A

<b>AUR12 v1 Unit code and Title</b>	<b>AUR05 v4 Unit code and Title</b>	<b>Comment in relation to AUR05 v4</b>	<b>E/N</b>
AURHTX5005 Analyse and evaluate heavy vehicle transmission system faults	AURT571193A Analyse and evaluate heavy vehicle transmission system faults	Unit code updated to meet policy requirements.  Reference to OHS legislation replaced with new WHS legislation  Licensing statement added to unit descriptor	E
AURHTY2001 Inspect and service mechanical connections of heavy vehicles and trailers over 4.5 tonnes		New unit	N/A
AURHTY3002 Diagnose and repair mechanical connections of heavy vehicles and trailers over 4.5 tonnes		New unit	N/A
AURHTZ3001 Diagnose and repair heavy vehicle emission control systems	AURT304666A Repair and replace emission control systems	New unit replacing AURT304666A  Performance Criteria, Range Statement and Critical Aspects of Evidence updated to reflect modern heavy vehicle technologies	N
AURJTA1001 Perform minor adjustments to motorcycles		New unit	N/A
AURJTA1002 Remove and replace motorcycle components and accessories		New unit	N/A
AURJTA5003 Analyse and evaluate motorcycle engine and transmission system	AURT573193A Analyse and evaluate motorcycle engine and transmission system	Unit code updated to meet policy requirements.	E

<b>AUR12 v1 Unit code and Title</b>	<b>AUR05 v4 Unit code and Title</b>	<b>Comment in relation to AUR05 v4</b>	<b>E/N</b>
faults	faults	Reference to OHS legislation replaced with new WHS legislation  Licensing statement added to unit descriptor	
AURJTB3001 Diagnose and repair motorcycle braking systems	AURT310166A - Repair hydraulic braking systems	New unit replacing AURT310166A  Performance Criteria, Range Statement and Critical Aspects of Evidence updated to reflect modern motorcycle technologies	N
AURJTB5002 Analyse and evaluate motorcycle braking system faults	AURT573393A Analyse and evaluate motorcycle braking system faults	Unit code updated to meet policy requirements.  Reference to OHS legislation replaced with new WHS legislation  Licensing statement added to unit descriptor	E
AURJTD2001 Inspect and service motorcycle suspension systems		New unit	N/A
AURJTD2002 Inspect and service motorcycle steering systems		New unit	N/A
AURJTD3003 Diagnose and repair motorcycle suspension systems	AURTM316166A Repair suspension systems (motorcycle)	New unit replacing AURTM316166A  Performance Criteria, Range Statement and Critical Aspects of Evidence updated to reflect modern motorcycle	N

<b>AUR12 v1 Unit code and Title</b>	<b>AUR05 v4 Unit code and Title</b>	<b>Comment in relation to AUR05 v4</b>	<b>E/N</b>
		technologies	
AURJTD3004 Diagnose and repair motorcycle steering systems	AURTM315166A Repair steering systems (motorcycle)	New unit replacing AURTM315166A  Performance Criteria, Range Statement and Critical Aspects of Evidence updated to reflect modern motorcycle technologies	N
AURJTD4005 Diagnose complex faults in motorcycle steering and suspension systems		New unit	N/A
AURJTD5006 Analyse and evaluate motorcycle steering, suspension and frame system faults	AURT573093A Analyse and evaluate motorcycle steering, suspension and frame system faults	Unit code updated to meet policy requirements.  Reference to OHS legislation replaced with new WHS legislation  Licensing statement added to unit descriptor	E
AURJTE3001 Diagnose and repair motorcycle engines		New unit	N/A
AURJTE4002 Diagnose complex faults in motorcycle engine and transmission systems		New unit	N/A
AURJTJ2001 Remove, inspect and fit motorcycle wheel assemblies		New unit	N/A
AURJTQ2001 Inspect and service motorcycle driveline systems		New unit	N/A
AURJTQ3002 Diagnose and		New unit	N/A

<b>AUR12 v1 Unit code and Title</b>	<b>AUR05 v4 Unit code and Title</b>	<b>Comment in relation to AUR05 v4</b>	<b>E/N</b>
repair motorcycle driveline systems			
AURJTR5001 Analyse and evaluate motorcycle electrical and electronic system faults	AURT573293A Analyse and evaluate motorcycle electrical/electronic system faults	Unit code updated to meet policy requirements.  Minor changes to unit title  Reference to OHS legislation replaced with new WHS legislation  Licensing statement added to unit descriptor	E
AURJTX3001 Diagnose and repair motorcycle clutch systems	AURT306170A Inspect, service and/or repair clutch assemblies and associated operating system components	New unit replacing AURT306170A  Performance Criteria, Range Statement and Critical Aspects of Evidence updated to reflect modern motorcycle technologies	N
AURJTX3002 Diagnose and repair motorcycle manual transmissions		New unit	N/A
AURJTX3003 Diagnose and repair motorcycle automatic transmissions		New unit	N/A
AURJTY3001 Repair and align motorcycle frames	AURV328166A Repair and align motorcycle frames	Unit code updated to meet policy requirements.  Reference to OHS legislation replaced with new WHS legislation  Licensing statement added to	E

<b>AUR12 v1 Unit code and Title</b>	<b>AUR05 v4 Unit code and Title</b>	<b>Comment in relation to AUR05 v4</b>	<b>E/N</b>
		unit descriptor	
AURKTA3001 Synchronise plant and equipment	AURT300373A Synchronise plant/equipment	Unit code updated to meet policy requirements.  Minor changes to unit title  Reference to OHS legislation replaced with new WHS legislation  Licensing statement added to unit descriptor	E
AURKTA3002 Inspect, service and repair harvesting equipment	AURT300471B Inspect, service and repair harvesting equipment	Unit code updated to meet policy requirements.  Reference to OHS legislation replaced with new WHS legislation  Licensing statement added to unit descriptor	E
AURKTA3003 Inspect, service and repair crop planting and seeding equipment	AURT300571A Inspect, service and repair crop planting and seeding equipment	Unit code updated to meet policy requirements.  Reference to OHS legislation replaced with new WHS legislation  Licensing statement added to unit descriptor	E
AURKTA3004 Inspect, service and repair spraying and spreading equipment	AURT300671A Inspect, service and repair spraying and spreading equipment	Unit code updated to meet policy requirements.  Reference to OHS legislation replaced with new WHS	E

<b>AUR12 v1 Unit code and Title</b>	<b>AUR05 v4 Unit code and Title</b>	<b>Comment in relation to AUR05 v4</b>	<b>E/N</b>
		legislation  Licensing statement added to unit descriptor	
AURKTA3005 Inspect, service and repair tracked type drive and support systems	AURT316271A Inspect, service and repair tracked type drive and support systems	Unit code updated to meet policy requirements.  Reference to OHS legislation replaced with new WHS legislation  Licensing statement added to unit descriptor	E
AURKTA4009 Diagnose complex faults in mobile plant hydraulic systems		New unit	N/A
AURKTA5006 Analyse and evaluate tracked mobile plant transmission, steering and braking systems faults	AURT572393A Analyse and evaluate tracked mobile plant transmission, steering and braking systems faults	Unit code updated to meet policy requirements.  Reference to OHS legislation replaced with new WHS legislation  Licensing statement added to unit descriptor	E
AURKTA5007 Analyse and evaluate mobile plant hydraulic system faults	AURT572693A Analyse and evaluate mobile plant hydraulic system faults	Unit code updated to meet policy requirements.  Reference to OHS legislation replaced with new WHS legislation  Licensing statement added to unit descriptor	E



<b>AUR12 v1 Unit code and Title</b>	<b>AUR05 v4 Unit code and Title</b>	<b>Comment in relation to AUR05 v4</b>	<b>E/N</b>
AURKTB3001 Diagnose and repair mobile plant braking systems		New unit	N/A
AURKTB4003 Diagnose complex faults in mobile plant braking systems		New unit	N/A
AURKTB5002 Analyse and evaluate wheeled mobile plant braking system faults	AURT572593A Analyse and evaluate wheeled mobile plant braking system faults	Unit code updated to meet policy requirements.  Reference to OHS legislation replaced with new WHS legislation  Licensing statement added to unit descriptor	E
AURKTD3001 Diagnose and repair mobile plant suspension systems		New unit	N/A
AURKTD3002 Diagnose and repair mobile plant steering systems		New unit	N/A
AURKTD4005 Diagnose complex faults in mobile plant steering and suspension systems		New unit	N/A
AURKTD5003 Analyse and evaluate wheeled mobile plant steering and suspension system faults	AURT572093A Analyse and evaluate wheeled mobile plant steering and suspension system faults	Unit code updated to meet policy requirements.  Reference to OHS legislation replaced with new WHS legislation  Licensing statement added to unit descriptor	E

<b>AUR12 v1 Unit code and Title</b>	<b>AUR05 v4 Unit code and Title</b>	<b>Comment in relation to AUR05 v4</b>	<b>E/N</b>
AURKTD5004 Analyse and evaluate tracked mobile plant undercarriage and suspension system faults	AURT572493A Analyse and evaluate tracked mobile plant undercarriage and suspension system faults	Unit code updated to meet policy requirements.  Reference to OHS legislation replaced with new WHS legislation  Licensing statement added to unit descriptor	E
AURKTE5001 Analyse and evaluate mobile plant engine and fuel system faults	AURT572293A Analyse and evaluate mobile plant engine and fuel system faults	Unit code updated to meet policy requirements.  Reference to OHS legislation replaced with new WHS legislation  Licensing statement added to unit descriptor	E
AURKTQ3001 Diagnose and repair mobile plant final drive assemblies		New unit	N/A
AURKTR3001 Diagnose and repair electric-over-hydraulic control systems		New unit	N/A
AURKTX3001 Diagnose and repair powershift transmissions		New unit	N/A
AURKTX4003 Diagnose complex faults in mobile plant transmission systems		New unit	N/A
AURKTX5002 Analyse and evaluate wheeled mobile plant transmission system faults	AURT572193A Analyse and evaluate wheeled mobile plant transmission system faults	Unit code updated to meet policy requirements.  Reference to OHS legislation	E

<b>AUR12 v1 Unit code and Title</b>	<b>AUR05 v4 Unit code and Title</b>	<b>Comment in relation to AUR05 v4</b>	<b>E/N</b>
		replaced with new WHS legislation  Licensing statement added to unit descriptor	
AURLLD3001 Determine compliance of steering and suspension modifications	AURT316316A Determine compliance of steering and suspension modifications	Unit code updated to meet policy requirements.  Reference to OHS legislation replaced with new WHS legislation  Licensing statement added to unit descriptor	E
AURLTA1001 Apply automotive mechanical system fundamentals		New unit	N/A
AURLTB3003 Diagnose and repair light vehicle hydraulic braking systems	AURT310166A Repair hydraulic braking systems	New unit replacing AURT310166A  Performance Criteria, Range Statement and Critical Aspects of Evidence updated to reflect modern light vehicle technologies	N
AURLTB4001 Overhaul braking system components (light)	AURT410145AA Overhaul braking system components (light)	Unit code updated to meet policy requirements.  Reference to OHS legislation replaced with new WHS legislation  Licensing statement added to unit descriptor	E
AURLTB4004 Diagnose		New unit	N/A

<b>AUR12 v1 Unit code and Title</b>	<b>AUR05 v4 Unit code and Title</b>	<b>Comment in relation to AUR05 v4</b>	<b>E/N</b>
complex faults in light vehicle braking systems			
AURLTB5002 Analyse and evaluate light vehicle braking system faults	AURT570393A Analyse and evaluate light vehicle braking system faults	Unit code updated to meet policy requirements.  Reference to OHS legislation replaced with new WHS legislation  Licensing statement added to unit descriptor	E
AURLTD3001 Select and install performance enhanced suspension system products	AURT316168A Select and install performance enhanced suspension system products	Unit code updated to meet policy requirements.  Reference to OHS legislation replaced with new WHS legislation  Licensing statement added to unit descriptor	E
AURLTD3002 Service and rectify faults in lift assisted suspension systems	AURT316171A Service and rectify faults in lift assisted suspension systems	Unit code updated to meet policy requirements.  Reference to OHS legislation replaced with new WHS legislation  Licensing statement added to unit descriptor	E
AURLTD3003 Reset steering system alignment adjustments to customer specifications	AURT317172A Reset steering system alignment adjustments to customer specifications	Unit code updated to meet policy requirements.  Reference to OHS legislation replaced with new WHS legislation	E

<b>AUR12 v1 Unit code and Title</b>	<b>AUR05 v4 Unit code and Title</b>	<b>Comment in relation to AUR05 v4</b>	<b>E/N</b>
		Licensing statement added to unit descriptor	
AURLTD3004 Repair steering systems (light vehicle)	AURTL315166A Repair steering systems (light vehicle)	Unit code updated to meet policy requirements.  Reference to OHS legislation replaced with new WHS legislation  Licensing statement added to unit descriptor	E
AURLTD3005 Repair suspension systems (light vehicle)	AURTL316166A Repair suspension systems (light vehicle)	Unit code updated to meet policy requirements.  Reference to OHS legislation replaced with new WHS legislation  Licensing statement added to unit descriptor	E
AURLTD3006 Carry out wheel alignment operations (light vehicle)	AURTL317108A Carry out wheel alignment operations (light vehicle)	Unit code updated to meet policy requirements.  Minor changes to unit title  Reference to OHS legislation replaced with new WHS legislation  Licensing statement added to unit descriptor	E
AURLTD4009 Diagnose complex faults in light vehicle steering and		New unit	N/A

<b>AUR12 v1 Unit code and Title</b>	<b>AUR05 v4 Unit code and Title</b>	<b>Comment in relation to AUR05 v4</b>	<b>E/N</b>
suspension systems			
AURLTD5007 Analyse and evaluate light vehicle steering and suspension system faults	AURT570093A Analyse and evaluate light vehicle steering and suspension system faults	Unit code updated to meet policy requirements.  Reference to OHS legislation replaced with new WHS legislation  Licensing statement added to unit descriptor	E
AURLTE2001 Remove and install light vehicle engine assemblies	AURT201164A Remove and install engine assemblies	New unit replacing AURT201164A  Performance Criteria, Range Statement and Critical Aspects of Evidence updated to reflect modern light vehicle technologies	N
AURLTE3002 Repair engines and associated engine components (light vehicle)	AURTL301166A Repair engines and associated engine components (light vehicle)	Unit code updated to meet policy requirements.  Reference to OHS legislation replaced with new WHS legislation  Licensing statement added to unit descriptor	E
AURLTE4004 Diagnose complex faults in light vehicle petrol engines		New unit	N/A
AURLTE4005 Diagnose complex faults in light vehicle diesel engines		New unit	N/A
AURLTE5003 Analyse and evaluate light vehicle engine	AURT570293A Analyse and evaluate light vehicle engine	Unit code updated to meet policy requirements.	E

<b>AUR12 v1 Unit code and Title</b>	<b>AUR05 v4 Unit code and Title</b>	<b>Comment in relation to AUR05 v4</b>	<b>E/N</b>
and fuel system faults	and fuel system faults	Reference to OHS legislation replaced with new WHS legislation  Licensing statement added to unit descriptor	
AURLTF3001 Diagnose and repair mechanical fuel injection systems	AURT303166B Repair petrol fuel systems	New unit replacing AURT303166B  Performance Criteria, Range Statement and Critical Aspects of Evidence reflect mechanical fuel injection technologies	N
AURLTJ2001 Select tyres and rims for specific applications (light)	AURT217668A Select tyres and rims for specific applications (light)	Unit code updated to meet policy requirements.  Reference to OHS legislation replaced with new WHS legislation  Licensing statement added to unit descriptor	E
AURLTJ2002 Remove, inspect, repair and fit tyres and tubes (light)	AURT217766A Remove, inspect, repair and fit tyres and tubes (light)	Unit code updated to meet policy requirements.  Reference to OHS legislation replaced with new WHS legislation  Licensing statement added to unit descriptor	E
AURLTJ2003 Remove, inspect, and refit light	AURT217665A Remove, fit and inspect wheel assemblies	Unit replacing AURT217665A	N

<b>AUR12 v1 Unit code and Title</b>	<b>AUR05 v4 Unit code and Title</b>	<b>Comment in relation to AUR05 v4</b>	<b>E/N</b>
vehicle wheel assemblies		Performance Criteria, Range Statement and Critical Aspects of Evidence updated to reflect modern light vehicle technologies	
AURLTJ3004 Provide advice on the effects of wheel and tyre combinations	AURT318054A Provide advice on the effects of wheel and tyre combinations	Unit code updated to meet policy requirements.  Reference to OHS legislation replaced with new WHS legislation  Licensing statement added to unit descriptor	E
AURLTQ3001 Repair final drive assemblies (light vehicle)	AURTL312666A Repair final drive assemblies (light vehicle)	Unit code updated to meet policy requirements.  Reference to OHS legislation replaced with new WHS legislation  Licensing statement added to unit descriptor	E
AURLTQ3002 Repair final drive – driveline (light vehicle)	AURTL313166A Repair final drive – driveline (light vehicle)	Unit code updated to meet policy requirements.  Reference to OHS legislation replaced with new WHS legislation  Licensing statement added to unit descriptor	E
AURLTQ5003 Analyse and evaluate light vehicle	AURT570193A Analyse and evaluate light vehicle	Unit code updated to meet policy requirements.	E



<b>AUR12 v1 Unit code and Title</b>	<b>AUR05 v4 Unit code and Title</b>	<b>Comment in relation to AUR05 v4</b>	<b>E/N</b>
driveline system faults	driveline system faults	Reference to OHS legislation replaced with new WHS legislation  Licensing statement added to unit descriptor	
AURLTX3001 Repair transmissions - manual (light vehicle)	AURTL306666A Repair transmissions - manual (light vehicle)	Unit code updated to meet policy requirements.  Reference to OHS legislation replaced with new WHS legislation  Licensing statement added to unit descriptor	E
AURLTX3002 Repair transmissions - automatic (light vehicle)	AURTL307166A Repair transmissions - automatic (light vehicle)	Unit code updated to meet policy requirements.  Reference to OHS legislation replaced with new WHS legislation  Licensing statement added to unit descriptor	E
AURLTX3003 Diagnose and repair light vehicle clutch systems	AURT306170A Inspect, service and/or repair clutch assemblies and associated operating system components	New unit replacing AURT306170A  Performance Criteria, Range Statement and Critical Aspects of Evidence updated to reflect modern light vehicle technologies	N
AURLTX4004 Diagnose complex faults in light vehicle transmission and		New unit	N/A

<b>AUR12 v1 Unit code and Title</b>	<b>AUR05 v4 Unit code and Title</b>	<b>Comment in relation to AUR05 v4</b>	<b>E/N</b>
driveline systems			
AURLTZ3001 Diagnose and repair light vehicle emission control systems	AURT304666A Repair and replace emission control systems	New unit replacing AURT304666A  Performance Criteria, Range Statement and Critical Aspects of Evidence updated to reflect modern light vehicle technologies	N
AURMBA2001 Transport a light competition vehicle and support equipment	AURM240173A Transport a light competition vehicle and support equipment	Unit code updated to meet policy requirements.  Reference to OHS legislation replaced with new WHS legislation	E
AURMBA3002 Load and unload a competition vehicle and support equipment	AURM340205A Load and unload a competition vehicle and support equipment	Unit code updated to meet policy requirements.  Reference to OHS legislation replaced with new WHS legislation	E
AURMCA5001 Manage motorsport team media liaison	AURM542538A Manage motorsport team media liaison	Unit code updated to meet policy requirements.  Reference to OHS legislation replaced with new WHS legislation  Licensing statement added to unit descriptor	E
AURMCA5002 Manage motorsport team promotional partnerships and marketing	AURM542638A Manage motorsport team promotional partnerships and marketing	Unit code updated to meet policy requirements.  Reference to OHS legislation replaced with new WHS	E

<b>AUR12 v1 Unit code and Title</b>	<b>AUR05 v4 Unit code and Title</b>	<b>Comment in relation to AUR05 v4</b>	<b>E/N</b>
		legislation  Licensing statement added to unit descriptor	
AURMDA2001 Develop and update motorsport industry knowledge	AURMO2001A Develop and update motorsport industry knowledge	Unit code updated to meet policy requirements.  Reference to OHS legislation replaced with new WHS legislation	E
AURMDA2002 Assist with motorsport officiating duties	AURMO2004A Assist with motorsport officiating duties	Unit code updated to meet policy requirements.  Reference to OHS legislation replaced with new WHS legislation	E
AURMDA3004 Recover a motorsport vehicle	AURMO3007A Recover a motorsport vehicle	Unit code updated to meet policy requirements.  Reference to OHS legislation replaced with new WHS legislation	E
AURMDA3005 Act as a marshal in a motorsport event	AURMO3006A Act as a marshal in a motorsport event	Unit code updated to meet policy requirements.  Reference to OHS legislation replaced with new WHS legislation	E
AURMDA3006 Communicate using flags and signals in a motorsport event	AURMO3003A Communicate using flags and signals	Unit code updated to meet policy requirements.  Minor changes to unit title  Reference to OHS legislation replaced with new WHS	E

<b>AUR12 v1 Unit code and Title</b>	<b>AUR05 v4 Unit code and Title</b>	<b>Comment in relation to AUR05 v4</b>	<b>E/N</b>
		legislation	
AURMDA3007 Act as a steward in a motorsport event	AURMO3005A Act as a steward in a motorsport event	Unit code updated to meet policy requirements.  Reference to OHS legislation replaced with new WHS legislation	E
AURMGA2001 Set up and dismantle temporary work location and equipment	AURM240172B Set up and dismantle temporary work location and equipment	Unit code updated to meet policy requirements.  Reference to OHS legislation replaced with new WHS legislation  Licensing statement added to unit descriptor	E
AURMGA4002 Manage personal presentation and development	AURM441538B Manage personal presentation and development	Unit code updated to meet policy requirements.  Reference to OHS legislation replaced with new WHS legislation	E
AURMKA4001 Manage motorsport data	AURM441438B Manage motorsport data acquisition	Unit code updated to meet policy requirements.  Minor changes to unit title  Reference to OHS legislation replaced with new WHS legislation	N
AURMLA2001 Comply with motorsport rules and regulations when officiating	AURMO2003A Comply with motorsport rules and regulations when officiating	Unit code updated to meet policy requirements.  Reference to OHS legislation replaced with new WHS	E

<b>AUR12 v1 Unit code and Title</b>	<b>AUR05 v4 Unit code and Title</b>	<b>Comment in relation to AUR05 v4</b>	<b>E/N</b>
		legislation	
AURMLA3002 Monitor compliance with motorsport rules and regulations	AURMO3002A Monitor compliance with motorsport rules and regulations	Unit code updated to meet policy requirements.  Reference to OHS legislation replaced with new WHS legislation	E
AURMLA3003 Inspect motorsport vehicles and equipment for compliance	AURMO3004A Inspect motorsport vehicles and equipment for compliance	Unit code updated to meet policy requirements.  Reference to OHS legislation replaced with new WHS legislation	E
AURMMA2001 Operate in a motorsport environment	AURM240080B Operate in a motorsport environment	Unit code updated to meet policy requirements.  Reference to OHS legislation replaced with new WHS legislation	E
AURMMA3007 Follow motorsport event and team safety requirements	AURM340175A Follow motorsport event and team safety requirements	Unit code updated to meet policy requirements.  Reference to OHS legislation replaced with new WHS legislation	E
AURMMA3008 Coordinate operations of a motorsport team	AURM340710B Coordinate operations of a motorsport team	Unit code updated to meet policy requirements.  Reference to OHS legislation replaced with new WHS legislation	E
AURMMA4002 Manage the preparation of a competition vehicle	AURM441638B Manage the preparation of a competition vehicle	Unit code updated to meet policy requirements.  Reference to OHS legislation	E

<b>AUR12 v1 Unit code and Title</b>	<b>AUR05 v4 Unit code and Title</b>	<b>Comment in relation to AUR05 v4</b>	<b>E/N</b>
		replaced with new WHS legislation	
AURMMA5003 Manage motorsport operations	AURM542338A Manage motorsport operations	Unit code updated to meet policy requirements.  Reference to OHS legislation replaced with new WHS legislation  Licensing statement added to unit descriptor	E
AURMMA5004 Manage motorsport team development	AURM542438A Manage motorsport team development	Unit code updated to meet policy requirements.  Reference to OHS legislation replaced with new WHS legislation  Licensing statement added to unit descriptor	E
AURMMA5005 Manage team pit lane and service area operations	AURM542738A Manage team pit lane/service area operations	Unit code updated to meet policy requirements.  Minor changes to unit title  Reference to OHS legislation replaced with new WHS legislation  Licensing statement added to unit descriptor	E
AURMMA5006 Prepare and implement race strategies	AURM542849A Prepare and implement race strategies	Unit code updated to meet policy requirements.  Reference to OHS legislation	E

<b>AUR12 v1 Unit code and Title</b>	<b>AUR05 v4 Unit code and Title</b>	<b>Comment in relation to AUR05 v4</b>	<b>E/N</b>
		replaced with new WHS legislation  Licensing statement added to unit descriptor	
AURMSA2001 Follow motorsport safety and risk management procedures	AURMO2002A Follow motorsport safety and risk management procedures	Unit code updated to meet policy requirements.  Reference to OHS legislation replaced with new WHS legislation	E
AURMSA3002 Implement and monitor safety and risk management in a motorsport environment	AURMO3001A Implement and monitor safety and risk management in a motorsport environment	Unit code updated to meet policy requirements.  Reference to OHS legislation replaced with new WHS legislation	E
AURMTA2001 Prepare and service a light competition vehicle	AURM240174A Prepare and service a light competition vehicle	Unit code updated to meet policy requirements.  Reference to OHS legislation replaced with new WHS legislation	E
AURMTA3002 Assemble and prepare a competition vehicle	AURM340204B Assemble and prepare a competition vehicle	Unit code updated to meet policy requirements.  Reference to OHS legislation replaced with new WHS legislation	E
AURMTA3004 Perform competition vehicle preparation procedures at an event	AURM340851B Perform competition vehicle preparation procedures at an event	Unit code updated to meet policy requirements.  Reference to OHS legislation replaced with new WHS legislation	E

<b>AUR12 v1 Unit code and Title</b>	<b>AUR05 v4 Unit code and Title</b>	<b>Comment in relation to AUR05 v4</b>	<b>E/N</b>
AURMTA3005 Perform pit lane and service area operations	AURM340951B Perform pit lane and service area operations	Unit code updated to meet policy requirements.  Minor changes to unit title  Reference to OHS legislation replaced with new WHS legislation	E
AURMTA3006 Perform torquing and fastening	AURM341051B Perform torquing and fastening	Unit code updated to meet policy requirements.  Reference to OHS legislation replaced with new WHS legislation	E
AURMTA3007 Conduct non-destructive testing	AURM340550B Conduct non-destructive testing	Unit code updated to meet policy requirements.  Reference to OHS legislation replaced with new WHS legislation	E
AURMTA3009 Collect and log motorsport data	AURM340312B Collect and log motorsport data	Unit code updated to meet policy requirements.  Reference to OHS legislation replaced with new WHS legislation	E
AURMTA5003 Determine material suitability for competition vehicle components	AURM542216A Determine material suitability for competition vehicle component construction	Unit code updated to meet policy requirements.  Minor changes to unit title  Reference to OHS legislation replaced with new WHS legislation	E



<b>AUR12 v1 Unit code and Title</b>	<b>AUR05 v4 Unit code and Title</b>	<b>Comment in relation to AUR05 v4</b>	<b>E/N</b>
		Licensing statement added to unit descriptor	
AURMTA5008 Apply aerodynamic and vehicle dynamic principles and effects to competition vehicles	AURM542103A Apply aerodynamic and vehicle dynamic principles and effects to competition vehicles	Unit code updated to meet policy requirements.  Reference to OHS legislation replaced with new WHS legislation  Licensing statement added to unit descriptor	E
AURMTD4001 Test suspension dampers using a dynamometer	AURM442076B Test suspension dampers using a dynamometer	Unit code updated to meet policy requirements.  Reference to OHS legislation replaced with new WHS legislation	E
AURMTD4002 Prepare competition vehicle suspension	AURM441749B Prepare competition vehicle suspension	Unit code updated to meet policy requirements.  Reference to OHS legislation replaced with new WHS legislation	E
AURMTE4001 Test engines using a dynamometer	AURM441976B Test engines using a dynamometer	Unit code updated to meet policy requirements.  Reference to OHS legislation replaced with new WHS legislation	E
AURMTF4001 Analyse and repair complex performance carburetted fuel systems	AURM441394A Analyse and repair complex performance carburetted fuel systems	Unit code updated to meet policy requirements.  Reference to OHS legislation replaced with new WHS	E

<b>AUR12 v1 Unit code and Title</b>	<b>AUR05 v4 Unit code and Title</b>	<b>Comment in relation to AUR05 v4</b>	<b>E/N</b>
		legislation  Changes to pre-requisites	
AURMTF4002 Analyse and repair performance fuel injection systems	AURM441395A Analyse and repair performance fuel injection systems	Unit code updated to meet policy requirements.  Reference to OHS legislation replaced with new WHS legislation	E
AURMTJ4001 Select and prepare tyres and wheels for motorsport applications	AURM441868B Select and prepare tyres and wheels for motorsport applications	Unit code updated to meet policy requirements.  Reference to OHS legislation replaced with new WHS legislation	E
AURMTQ4001 Analyse and repair complex performance driveline systems	AURM441293B Analyse and repair complex performance driveline systems	Unit code updated to meet policy requirements.  Reference to OHS legislation replaced with new WHS legislation	E
AURMTS3001 Construct hose and pipe assemblies for competition vehicles	AURM340607B Construct hose and pipe assemblies for competition vehicles	Unit code updated to meet policy requirements.  Reference to OHS legislation replaced with new WHS legislation	E
AURNTA3001 Inspect, service and repair lift truck mast assemblies	AURT300771A Inspect, service and repair lift truck mast assemblies	Unit code updated to meet policy requirements.  Reference to OHS legislation replaced with new WHS legislation  Licensing statement added to	E

<b>AUR12 v1 Unit code and Title</b>	<b>AUR05 v4 Unit code and Title</b>	<b>Comment in relation to AUR05 v4</b>	<b>E/N</b>
		unit descriptor	
AURPTA1001 Carry out pre-repair operations to outdoor power equipment		New unit	N/A
AURPTA1002 Perform minor adjustments to outdoor power equipment		New unit	N/A
AURPTA2003 Service and repair rotary cutting systems	AURP245171B Service and repair rotary cutting systems	Unit code updated to meet policy requirements.  Reference to OHS legislation replaced with new WHS legislation	E
AURPTA2004 Service and repair drum cutting systems	AURP245271B Service and repair drum cutting systems	Unit code updated to meet policy requirements.  Reference to OHS legislation replaced with new WHS legislation	E
AURPTA2005 Service and repair chainsaw cutting systems	AURP245371B Service and repair chainsaw cutting systems	Unit code updated to meet policy requirements.  Reference to OHS legislation replaced with new WHS legislation	E
AURPTA2006 Service line trimming systems and components	AURP245465B Service line trimming systems and components	Unit code updated to meet policy requirements.  Reference to OHS legislation replaced with new WHS legislation	E
AURPTA2007 Service and repair post-boring systems	AURP245571B Service and repair post-boring systems	Unit code updated to meet policy requirements.	E

<b>AUR12 v1 Unit code and Title</b>	<b>AUR05 v4 Unit code and Title</b>	<b>Comment in relation to AUR05 v4</b>	<b>E/N</b>
		Reference to OHS legislation replaced with new WHS legislation	
AURPTA2008 Service and repair post-hole digging systems	AURP245671B Service and repair post-hole digging systems	Unit code updated to meet policy requirements.  Reference to OHS legislation replaced with new WHS legislation	E
AURPTA2009 Service and repair reciprocating cutting systems	AURP245771B Service and repair reciprocating cutting systems	Unit code updated to meet policy requirements.  Reference to OHS legislation replaced with new WHS legislation	E
AURPTA2010 Service pumping systems	AURP247670B Service pumping systems	Unit code updated to meet policy requirements.  Reference to OHS legislation replaced with new WHS legislation	E
AURPTA3011 Repair pumping systems	AURP347666B Repair pumping systems	Unit code updated to meet policy requirements.  Reference to OHS legislation replaced with new WHS legislation	E
AURPTE2002 Service engines and engine components (outdoor power equipment)	AURP201570B Service engines and engine components (outdoor power equipment)	Unit code updated to meet policy requirements.  Reference to OHS legislation replaced with new WHS legislation	E
AURPTE3003 Repair engines and engine	AURP301566B Repair engines and engine	Unit code updated to meet policy requirements.	E

<b>AUR12 v1 Unit code and Title</b>	<b>AUR05 v4 Unit code and Title</b>	<b>Comment in relation to AUR05 v4</b>	<b>E/N</b>
components (outdoor power equipment)	components (outdoor power equipment)	Reference to OHS legislation replaced with new WHS legislation	
AURPTE4004 Overhaul engines and engine components (outdoor power equipment)	AURP401245B Overhaul engines and engine components (outdoor power equipment)	Unit code updated to meet policy requirements.  Reference to OHS legislation replaced with new WHS legislation	E
AURPTR2002 Test and service outdoor electric powered equipment	AURE222976B Test and service outdoor electric powered equipment	Unit code updated to meet policy requirements.  Reference to OHS legislation replaced with new WHS legislation	E
AURPTR3001 Test and service 240V portable generators	AURP322776B Test and service 240V portable generators	Unit code updated to meet policy requirements.  Reference to OHS legislation replaced with new WHS legislation  Licensing / Regulatory Information updated	E
AURREA2001 Apply environmental and sustainability best practice in a marine workplace	AURR271103A Apply environmental regulations in the marine service industry	New unit replacing AURR271103A  Performance Criteria updated to reflect sustainability	N
AURREA3002 Monitor environmental and sustainability best practice in the marine mechanical industry	AURR371181A Implement and monitor environmental regulations in the marine repair industry	New unit replacing AURR371181A  Performance Criteria updated to reflect sustainability	N

<b>AUR12 v1 Unit code and Title</b>	<b>AUR05 v4 Unit code and Title</b>	<b>Comment in relation to AUR05 v4</b>	<b>E/N</b>
AURREA4004 Manage environmental compliance in a marine workplace	AURR471182A Plan and manage compliance with environmental regulations in the marine service and repair industry	Unit code updated to meet policy requirements.  Minor changes to unit title  Reference to OHS legislation replaced with new WHS legislation  Licensing statement added to unit descriptor	E
AURRGA3001 Launch and recover a vessel using a trailer	AURR346336A Launch and recover a vessel using a trailer	Unit code updated to meet policy requirements.  Reference to OHS legislation replaced with new WHS legislation	E
AURRGA3002 Launch and recover a vessel from crane, gantry and forklift	AURR346435B Launch and recover vessel from crane, gantry and forklift	Unit code updated to meet policy requirements.  Minor changes to unit title  Reference to OHS legislation replaced with new WHS legislation	E
AURRGA3003 Moor a motor-driven vessel	AURR346543A Moor a motor driven vessel	Unit code updated to meet policy requirements.  Minor changes to unit title  Reference to OHS legislation replaced with new WHS legislation	E
AURRTA2001 Service	AURR246870B Service deck,	Unit code updated to meet	E

<b>AUR12 v1 Unit code and Title</b>	<b>AUR05 v4 Unit code and Title</b>	<b>Comment in relation to AUR05 v4</b>	<b>E/N</b>
deck, hull and cabin equipment	hull and cabin equipment	policy requirements.  Reference to OHS legislation replaced with new WHS legislation	
AURRTA3002 Carry out hull repairs	AURR346108B Carry out hull repairs	Unit code updated to meet policy requirements.  Reference to OHS legislation replaced with new WHS legislation	E
AURRTA3003 Winterise vessel and engine systems	AURR346650A Winterise vessel and engine systems	Unit code updated to meet policy requirements.  Reference to OHS legislation replaced with new WHS legislation	E
AURRTA3004 Recommission vessel systems	AURR346660B Recommission vessel systems	Unit code updated to meet policy requirements.  Reference to OHS legislation replaced with new WHS legislation	E
AURRTA3005 Repair deck, hull and cabin equipment	AURR346866B Repair deck, hull and cabin equipment	Unit code updated to meet policy requirements.  Reference to OHS legislation replaced with new WHS legislation	E
AURRTA3006 Water test a vessel	AURR346931A Water test a vessel	Unit code updated to meet policy requirements.  Reference to OHS legislation replaced with new WHS legislation	E

<b>AUR12 v1 Unit code and Title</b>	<b>AUR05 v4 Unit code and Title</b>	<b>Comment in relation to AUR05 v4</b>	<b>E/N</b>
AURRTA5007 Analyse and evaluate light marine hydraulic system faults	AURT573593A Analyse and evaluate light marine hydraulic system faults	Unit code updated to meet policy requirements.  Reference to OHS legislation replaced with new WHS legislation  Licensing statement added to unit descriptor	E
AURRTA5008 Analyse and evaluate light marine hull performance and stability system faults	AURT573893A Analyse and evaluate light marine hull performance and stability system faults	Unit code updated to meet policy requirements.  Reference to OHS legislation replaced with new WHS legislation  Licensing statement added to unit descriptor	E
AURRTD3001 Diagnose and repair marine steering systems	AURR346267A Diagnose and repair marine steering systems	Unit code updated to meet policy requirements.  Reference to OHS legislation replaced with new WHS legislation	E
AURRTE1001 Prepare outboard engines for wet-run testing		New unit	N/A
AURRTE2002 Service outboard engines and components	AURR201103A Service outboard engines and components	Unit code updated to meet policy requirements.  Reference to OHS legislation replaced with new WHS legislation	E
AURRTE2003 Service inboard engines and	AURR201104A Service inboard engines and	Unit code updated to meet policy requirements.	E



<b>AUR12 v1 Unit code and Title</b>	<b>AUR05 v4 Unit code and Title</b>	<b>Comment in relation to AUR05 v4</b>	<b>E/N</b>
components	components	Reference to OHS legislation replaced with new WHS legislation	
AURRTE3005 Diagnose and repair marine electrical systems and components	AURE320066B Diagnose and repair marine electrical systems and components	Unit code updated to meet policy requirements.  Reference to OHS legislation replaced with new WHS legislation	E
AURRTE3006 Diagnose and repair outboard engines and components	AURR301102A Diagnose and repair outboard engines and components	Unit code updated to meet policy requirements.  Reference to OHS legislation replaced with new WHS legislation	E
AURRTE3007 Diagnose and repair inboard engines and components	AURR301105A Diagnose and repair inboard engines and components	Unit code updated to meet policy requirements.  Reference to OHS legislation replaced with new WHS legislation	E
AURRTE3008 Install marine engines, controls and instruments	AURR346131B Install marine engines, controls and instruments	Unit code updated to meet policy requirements.  Reference to OHS legislation replaced with new WHS legislation	E
AURRTE3009 Recommission marine engine systems	AURR346760B Recommission marine engine systems	Unit code updated to meet policy requirements.  Reference to OHS legislation replaced with new WHS legislation	E
AURRTE3010 Water test	AURR346975B Water test	Unit code updated to meet	E

<b>AUR12 v1 Unit code and Title</b>	<b>AUR05 v4 Unit code and Title</b>	<b>Comment in relation to AUR05 v4</b>	<b>E/N</b>
engines in tanks	engines in tanks	policy requirements.  Reference to OHS legislation replaced with new WHS legislation	
AURRTE4011 Overhaul two and four cycle outboard engines	AURR401103A Overhaul two and four cycle outboard engines	Unit code updated to meet policy requirements.  Reference to OHS legislation replaced with new WHS legislation	E
AURRTE5012 Analyse and evaluate light marine engine and powerhead system faults	AURT573793A Analyse and evaluate light marine engine and powerhead system faults	Unit code updated to meet policy requirements.  Reference to OHS legislation replaced with new WHS legislation Licensing statement added to unit descriptor	E
AURRTQ2001 Service inboard propeller drive systems	AURR213670A Service inboard propeller drive systems	Unit code updated to meet policy requirements.  Reference to OHS legislation replaced with new WHS legislation	E
AURRTQ2002 Service jet drive propulsion systems	AURR214170B Service jet drive propulsion systems	Unit code updated to meet policy requirements.  Reference to OHS legislation replaced with new WHS legislation	E
AURRTQ3003 Install inboard propeller drive systems	AURR313631A Install inboard propeller drive systems	Unit code updated to meet policy requirements.  Reference to OHS legislation	E

<b>AUR12 v1 Unit code and Title</b>	<b>AUR05 v4 Unit code and Title</b>	<b>Comment in relation to AUR05 v4</b>	<b>E/N</b>
		replaced with new WHS legislation	
AURRTQ3004 Diagnose and repair inboard propeller drive systems	AURR313684B Diagnose and repair inboard propeller drive systems	Unit code updated to meet policy requirements.  Reference to OHS legislation replaced with new WHS legislation	E
AURRTQ3005 Install jet drive propulsion systems	AURR314131B Install jet drive propulsion systems	Unit code updated to meet policy requirements.  Reference to OHS legislation replaced with new WHS legislation	E
AURRTQ3006 Diagnose and repair jet drive propulsion systems	AURR314166B Diagnose and repair jet drive propulsion systems	Unit code updated to meet policy requirements.  Reference to OHS legislation replaced with new WHS legislation	E
AURRTR1001 Inspect, service and maintain marine battery storage systems		New unit	N/A
AURRTR3002 Install marine electronic systems and components	AURE321831B Install marine electronic systems and components	Unit code updated to meet policy requirements.  Reference to OHS legislation replaced with new WHS legislation	E
AURRTR3003 Test, diagnose and repair marine electronic systems and components	AURE321832A Test, diagnose and repair marine electronic systems and components	Unit code updated to meet policy requirements.  Reference to OHS legislation replaced with new WHS legislation	E

<b>AUR12 v1 Unit code and Title</b>	<b>AUR05 v4 Unit code and Title</b>	<b>Comment in relation to AUR05 v4</b>	<b>E/N</b>
AURRTR3004 Install marine electrical systems and components	AURE320031B Install marine electrical systems and components	Unit code updated to meet policy requirements.  Reference to OHS legislation replaced with new WHS legislation	E
AURRTX2001 Service marine outboard and stern drive transmissions	AURR207670B Service marine outboard and stern drive transmissions	Unit code updated to meet policy requirements.  Reference to OHS legislation replaced with new WHS legislation	E
AURRTX2002 Service marine inboard transmissions	AURR207770B Service marine inboard transmissions	Unit code updated to meet policy requirements.  Reference to OHS legislation replaced with new WHS legislation	E
AURRTX3003 Diagnose and repair marine outboard and stern drive transmissions	AURR307684B Diagnose and repair marine outboard and stern drive transmissions	Unit code updated to meet policy requirements.  Reference to OHS legislation replaced with new WHS legislation	E
AURRTX3004 Diagnose and repair marine inboard transmissions	AURR307784B Diagnose and repair marine inboard transmissions	Unit code updated to meet policy requirements.  Reference to OHS legislation replaced with new WHS legislation	E
AURRTX5005 Analyse and evaluate light marine transmission system faults	AURT573693A Analyse and evaluate light marine transmission system faults	Unit code updated to meet policy requirements.  Reference to OHS legislation replaced with new WHS	E

<b>AUR12 v1 Unit code and Title</b>	<b>AUR05 v4 Unit code and Title</b>	<b>Comment in relation to AUR05 v4</b>	<b>E/N</b>
		legislation  Licensing statement added to unit descriptor	
AURSAA2001 Process customer complaints	AURS252290A Process customer complaints	Unit code updated to meet policy requirements.  Licensing statement added to unit descriptor	E
AURSAA2002 Maintain customer aftermarket relations		New unit	N/A
AURSBA2001 Carry out warehousing procedures	AURS239508A Carry out warehousing procedures	Unit code updated to meet policy requirements.  Reference to OHS legislation replaced with new WHS legislation  Licensing statement added to unit descriptor	E
AURSBA3002 Apply automotive parts interpretation process	AURS338103A Apply automotive parts interpretation process	Unit code updated to meet policy requirements.  Reference to OHS legislation replaced with new WHS legislation  Licensing statement added to unit descriptor	E
AURSCA2001 Select automotive parts and products	AURS238127A Identify and select automotive parts and products	Unit code updated to meet policy requirements.  Reference to OHS legislation replaced with new WHS	E

<b>AUR12 v1 Unit code and Title</b>	<b>AUR05 v4 Unit code and Title</b>	<b>Comment in relation to AUR05 v4</b>	<b>E/N</b>
		legislation  Licensing statement added to unit descriptor	
AURSCA2002 Present stock and sales area	AURS238150A Present stock and sales area	Unit code updated to meet policy requirements.  Reference to OHS legislation replaced with new WHS legislation  Licensing statement added to unit descriptor	E
AURSCA2003 Apply sales procedures	AURS241303A Apply sales procedures	Unit code updated to meet policy requirements.  Reference to OHS legislation replaced with new WHS legislation  Licensing statement added to unit descriptor	E
AURSCA2004 Carry out cash, credit and funds transfers	AURS241608A Carry out cash and/or credit/funds transfer transactions	Unit code updated to meet policy requirements  Minor change to unit title  Reference to OHS legislation replaced with new WHS legislation  Licensing statement added to unit descriptor	E
AURSCA2005 Sell products	AURS241769A Sell	Unit code updated to meet	E

<b>AUR12 v1 Unit code and Title</b>	<b>AUR05 v4 Unit code and Title</b>	<b>Comment in relation to AUR05 v4</b>	<b>E/N</b>
	product(s)	<p>policy requirements</p> <p>Minor change to unit title</p> <p>Reference to OHS legislation replaced with new WHS legislation</p> <p>Licensing statement added to unit descriptor</p>	
AURSCA2006 Promote products and services	AURS242621A Promote products and services	<p>Unit code updated to meet policy requirements</p> <p>Reference to OHS legislation replaced with new WHS legislation</p> <p>Licensing statement added to unit descriptor</p>	E
AURSCA3007 Determine used motor vehicle stock requirements	AURS338216A Determine used motor vehicle stock requirements	<p>Unit code updated to meet policy requirements</p> <p>Reference to OHS legislation replaced with new WHS legislation</p> <p>Licensing statement added to unit descriptor</p>	E
AURSCA3008 Wholesale used motor vehicle stock	AURS342369A Wholesale used motor vehicle stock	<p>Unit code updated to meet policy requirements</p> <p>Reference to OHS legislation replaced with new WHS legislation</p>	E

<b>AUR12 v1 Unit code and Title</b>	<b>AUR05 v4 Unit code and Title</b>	<b>Comment in relation to AUR05 v4</b>	<b>E/N</b>
		Licensing statement added to unit descriptor	
AURSCA3009 Provide vehicle technology information		New unit	N/A
AURSCA3010 Appraise and purchase used motor vehicles to supplement stock for sale	AURS344330A Inspect, appraise and purchase used motor vehicles to supplement stock for sale	Unit code updated to meet policy requirements  Minor change to unit title  Reference to OHS legislation replaced with new WHS legislation  Licensing statement added to unit descriptor	E
AURSCP2001 Provide information to customers on automotive refinishing products	AURS238154A Provide information to customers on automotive refinishing products	Unit code updated to meet policy requirements  Minor change to unit title  Reference to OHS legislation replaced with new WHS legislation  Licensing statement added to unit descriptor	E
AURSLA2001 Apply legal requirements relating to product sales	AURS241803A Apply legal requirements relating to product sales	Unit code updated to meet policy requirements  Minor change to unit title  Reference to OHS legislation replaced with new WHS	E



<b>AUR12 v1 Unit code and Title</b>	<b>AUR05 v4 Unit code and Title</b>	<b>Comment in relation to AUR05 v4</b>	<b>E/N</b>
		legislation  Licensing statement added to unit descriptor	
AURTEA4001 Manage environmental compliance in the mechanical repair industry	AURT471782A Plan and manage compliance with environmental regulations in the mechanical repair industry	Unit code updated to meet policy requirements  Minor change to unit title  Reference to OHS legislation replaced with new WHS legislation  Licensing statement added to unit descriptor	E
AURTGA3001 Drive and manoeuvre trailers	AURT337119A Drive and manoeuvre trailer(s)	Unit code updated to meet policy requirements  Minor change to unit title  Reference to OHS legislation replaced with new WHS legislation  Licensing statement added to unit descriptor	E
AURTTA5001 Estimate and calculate costs to repair, maintain or modify a vehicle	AURT577727B Estimate and calculate costs to repair, maintain or modify a vehicle	Unit code updated to meet policy requirements  Reference to OHS legislation replaced with new WHS legislation	E
AURTTA1001 Remove and tag steering, suspension and	AURT100164A Remove and tag steering, suspension and	Unit code updated to meet policy requirements	E

<b>AUR12 v1 Unit code and Title</b>	<b>AUR05 v4 Unit code and Title</b>	<b>Comment in relation to AUR05 v4</b>	<b>E/N</b>
brake system components	brake system components	<p>Reference to OHS legislation replaced with new WHS legislation</p> <p>Licensing statement added to unit descriptor</p>	
AURTTA1002 Carry out workshop practice activities	AURT100308A Carry out workshop practice activities	<p>Unit code updated to meet policy requirements</p> <p>Reference to OHS legislation replaced with new WHS legislation</p> <p>Licensing statement added to unit descriptor</p>	E
AURTTA1003 Use and maintain basic measuring devices	AURT125667A Use and maintain basic measuring devices	<p>Unit code updated to meet policy requirements</p> <p>Reference to OHS legislation replaced with new WHS legislation</p> <p>Licensing statement added to unit descriptor</p>	E
AURTTA2004 Carry out servicing operations	AURT200108A Carry out servicing operations	<p>Unit code updated to meet policy requirements</p> <p>Reference to OHS legislation replaced with new WHS legislation</p> <p>Licensing statement added to unit descriptor</p>	E
AURTTA2005 Select and	AURT200368A Select and	Unit code updated to meet	E

<b>AUR12 v1 Unit code and Title</b>	<b>AUR05 v4 Unit code and Title</b>	<b>Comment in relation to AUR05 v4</b>	<b>E/N</b>
use bearings, seals, gaskets, sealants and adhesives	use bearings, seals, gaskets, sealants and adhesives	<p>policy requirements</p> <p>Reference to OHS legislation replaced with new WHS legislation</p> <p>Licensing statement added to unit descriptor</p>	
AURTTA2006 Service hydraulic systems	AURT209170A Service hydraulic systems	<p>Unit code updated to meet policy requirements</p> <p>Reference to OHS legislation replaced with new WHS legislation</p> <p>Licensing statement added to unit descriptor</p>	E
AURTTA2007 Inspect, service and repair pneumatic systems	AURT209671A Inspect, service and repair pneumatic systems	<p>Unit code updated to meet policy requirements</p> <p>Reference to OHS legislation replaced with new WHS legislation</p> <p>Licensing statement added to unit descriptor</p>	E
AURTTA2008 Produce patterns and templates	AURT225291A Produce patterns and templates	<p>Unit code updated to meet policy requirements</p> <p>Reference to OHS legislation replaced with new WHS legislation</p> <p>Licensing statement added to unit descriptor</p>	E

<b>AUR12 v1 Unit code and Title</b>	<b>AUR05 v4 Unit code and Title</b>	<b>Comment in relation to AUR05 v4</b>	<b>E/N</b>
AURTTA2009 Carry out pre-repair operations (mechanical)	AURT226008A Carry out pre-repair operations (mechanical)	Unit code updated to meet policy requirements  Reference to OHS legislation replaced with new WHS legislation  Licensing statement added to unit descriptor	E
AURTTA2010 Service and repair trailers up to 4.5 tonnes	AURT237272A Service and repair trailers up to 4.5 tonnes	Unit code updated to meet policy requirements  Reference to OHS legislation replaced with new WHS legislation	E
AURTTA3011 Install hydraulic systems to specified applications	AURT309131B Install hydraulic systems to specified applications	Unit code updated to meet policy requirements  Reference to OHS legislation replaced with new WHS legislation  Licensing statement added to unit descriptor	E
AURTTA3012 Manufacture and install fluid power hose assemblies	AURT309140A Manufacture and install fluid power hose assemblies	Unit code updated to meet policy requirements  Reference to OHS legislation replaced with new WHS legislation  Licensing statement added to unit descriptor	E
AURTTA3013 Repair hydraulic systems	AURT309166A Repair hydraulic systems	Unit code updated to meet policy requirements	E

<b>AUR12 v1 Unit code and Title</b>	<b>AUR05 v4 Unit code and Title</b>	<b>Comment in relation to AUR05 v4</b>	<b>E/N</b>
		<p>Reference to OHS legislation replaced with new WHS legislation</p> <p>Licensing statement added to unit descriptor</p>	
AURTTA3014 Assemble and install pneumatic systems and components	AURT309604A Assemble and install pneumatic systems/components	<p>Unit code updated to meet policy requirements</p> <p>Minor change to unit title</p> <p>Reference to OHS legislation replaced with new WHS legislation</p> <p>Licensing statement added to unit descriptor</p>	E
AURTTA3015 Prepare engineering drawings	AURT325149A Prepare engineering drawings	<p>Unit code updated to meet policy requirements</p> <p>Reference to OHS legislation replaced with new WHS legislation</p> <p>Licensing statement added to unit descriptor</p>	E
AURTTA3017 Carry out vehicle safety and roadworthy inspections	AURT365508A Carry out vehicle safety/roadworthy inspection	<p>Unit code updated to meet policy requirements</p> <p>Minor change to unit title</p> <p>Reference to OHS legislation replaced with new WHS legislation</p>	E

<b>AUR12 v1 Unit code and Title</b>	<b>AUR05 v4 Unit code and Title</b>	<b>Comment in relation to AUR05 v4</b>	<b>E/N</b>
		Licensing statement added to unit descriptor	
AURTTA3018 Carry out diagnostic procedures	AURT366108A Carry out diagnostic procedures	Unit code updated to meet policy requirements  Reference to OHS legislation replaced with new WHS legislation  Licensing statement added to unit descriptor	E
AURTTA3019 Carry out advanced diagnostic procedures	AURT366308A Carry out advanced diagnostic procedures	Unit code updated to meet policy requirements  Reference to OHS legislation replaced with new WHS legislation  Licensing statement added to unit descriptor	E
AURTTA3020 Apply heat-induction processes		New unit	N/A
AURTTA4021 Carry out diagnosis of complex system faults	AURT466208A Carry out diagnosis of complex system faults	Unit code updated to meet policy requirements  Reference to OHS legislation replaced with new WHS legislation  Licensing statement added to unit descriptor	E
AURTTA4025 Diagnose complex faults in vehicle integrated stability control		New unit	N/A

<b>AUR12 v1 Unit code and Title</b>	<b>AUR05 v4 Unit code and Title</b>	<b>Comment in relation to AUR05 v4</b>	<b>E/N</b>
systems			
AURTTA4026 Diagnose complex faults in vehicle electric-over-hydraulic systems		New unit	N/A
AURTTA5022 Develop and apply mechanical system modifications	AURT574020A Develop and apply mechanical systems modification	Unit code updated to meet policy requirements  Minor change to unit title  Reference to OHS legislation replaced with new WHS legislation  Licensing statement added to unit descriptor	E
AURTTA5023 Develop and apply hydraulic system modifications	AURT574120A Develop and apply hydraulic systems modification	Unit code updated to meet policy requirements  Minor change to unit title  Reference to OHS legislation replaced with new WHS legislation  Licensing statement added to unit descriptor	E
AURTTA5024 Develop and apply pneumatic system modifications	AURT574220A Develop and apply pneumatic systems modification	Unit code updated to meet policy requirements  Minor change to unit title  Reference to OHS legislation replaced with new WHS	E

<b>AUR12 v1 Unit code and Title</b>	<b>AUR05 v4 Unit code and Title</b>	<b>Comment in relation to AUR05 v4</b>	<b>E/N</b>
		legislation  Licensing statement added to unit descriptor	
AURTTB2001 Inspect and service braking systems	AURT210170A Inspect and service braking systems	Unit code updated to meet policy requirements  Reference to OHS legislation replaced with new WHS legislation  Licensing statement added to unit descriptor	E
AURTTB2002 Attach friction materials and radius grind	AURT210605A Attach friction materials and radius grind	Unit code updated to meet policy requirements  Reference to OHS legislation replaced with new WHS legislation  Licensing statement added to unit descriptor	E
AURTTB2003 Machine brake drums and brake disc rotors	AURT210736A Machine brake drums and brake disc rotors	Unit code updated to meet policy requirements  Reference to OHS legislation replaced with new WHS legislation  Licensing statement added to unit descriptor	E
AURTTB2004 Inspect and service air braking systems	AURT211170A Inspect and service air braking systems	Unit code updated to meet policy requirements  Reference to OHS legislation	E



<b>AUR12 v1 Unit code and Title</b>	<b>AUR05 v4 Unit code and Title</b>	<b>Comment in relation to AUR05 v4</b>	<b>E/N</b>
		replaced with new WHS legislation  Licensing statement added to unit descriptor	
AURTTB3005 Assemble and fit braking systems and components	AURT310104A Assemble and fit braking systems/components	Unit code updated to meet policy requirements  Minor change to unit title  Reference to OHS legislation replaced with new WHS legislation  Licensing statement added to unit descriptor	E
AURTTB3006 Inspect, service and repair auxiliary braking systems	AURT310171A Inspect, service and repair auxiliary braking systems	Unit code updated to meet policy requirements  Reference to OHS legislation replaced with new WHS legislation  Licensing statement added to unit descriptor	E
AURTTTC2001 Inspect and service cooling systems	AURT202170B Inspect and service cooling systems	Unit code updated to meet policy requirements  Reference to OHS legislation replaced with new WHS legislation	E
AURTTTC2002 Carry out radiator repairs	AURT202608A Carry out radiator repairs	Unit code updated to meet policy requirements  Reference to OHS legislation	E

<b>AUR12 v1 Unit code and Title</b>	<b>AUR05 v4 Unit code and Title</b>	<b>Comment in relation to AUR05 v4</b>	<b>E/N</b>
		replaced with new WHS legislation  Licensing statement added to unit descriptor	
AURTTTC3003 Diagnose and repair cooling systems	AURT202166B Repair cooling systems	New unit replacing AURT202166B  Performance Criteria, Range Statement and Critical Aspects of Evidence updated to reflect modern technologies	N
AURTTD2001 Inspect steering systems	AURT215130A Inspect steering systems	Unit code updated to meet policy requirements  Reference to OHS legislation replaced with new WHS legislation  Licensing statement added to unit descriptor	E
AURTTD2002 Inspect and service steering systems	AURT215170A Inspect and service steering systems	Unit code updated to meet policy requirements  Reference to OHS legislation replaced with new WHS legislation  Licensing statement added to unit descriptor	E
AURTTD2003 Inspect suspension systems	AURT216130A Inspect suspension systems	Unit code updated to meet policy requirements  Reference to OHS legislation replaced with new WHS	E

<b>AUR12 v1 Unit code and Title</b>	<b>AUR05 v4 Unit code and Title</b>	<b>Comment in relation to AUR05 v4</b>	<b>E/N</b>
		legislation  Licensing statement added to unit descriptor	
AURTTD2004 Inspect and service suspension systems	AURT216170A Inspect and service suspension systems	Unit code updated to meet policy requirements  Reference to OHS legislation replaced with new WHS legislation  Licensing statement added to unit descriptor	E
AURTTD4005 Overhaul steering system components	AURT415145A Overhaul steering system components	Unit code updated to meet policy requirements  Reference to OHS legislation replaced with new WHS legislation  Licensing statement added to unit descriptor	E
AURTTTE1003 Remove and tag engine system components	AURT100064A Remove and tag engine system components	Unit code updated to meet policy requirements  Reference to OHS legislation replaced with new WHS legislation  Licensing statement added to unit descriptor	E
AURTTTE2004 Inspect and service engines	AURT201170A Inspect and service engines	Unit code updated to meet policy requirements  Reference to OHS legislation	E

<b>AUR12 v1 Unit code and Title</b>	<b>AUR05 v4 Unit code and Title</b>	<b>Comment in relation to AUR05 v4</b>	<b>E/N</b>
		replaced with new WHS legislation  Licensing statement added to unit descriptor	
AURTTE3001 Apply knowledge of engine science	AURTTE3001 Apply knowledge of engine science	Unit code updated to meet policy requirements  Reference to OHS legislation replaced with new WHS legislation  Licensing statement added to unit descriptor	E
AURTTE4005 Overhaul engines and associated engine components	AURT401145A Overhaul engines and associated engine components	Unit code updated to meet policy requirements  Reference to OHS legislation replaced with new WHS legislation  Licensing statement added to unit descriptor	E
AURTTTF2001 Service petrol fuel systems	AURT203170B Service petrol fuel systems	Unit code updated to meet policy requirements  Reference to OHS legislation replaced with new WHS legislation  Licensing statement added to unit descriptor	E
AURTTTF2002 Service diesel fuel injection systems	AURT203670B Service diesel fuel injection systems	Unit code updated to meet policy requirements	E

<b>AUR12 v1 Unit code and Title</b>	<b>AUR05 v4 Unit code and Title</b>	<b>Comment in relation to AUR05 v4</b>	<b>E/N</b>
		Reference to OHS legislation replaced with new WHS legislation	
AURTTTF3004 Repair diesel fuel injection systems	AURT303666A Repair diesel fuel systems	Unit code updated to meet policy requirements  Minor change to unit title  Reference to OHS legislation replaced with new WHS legislation  Licensing statement added to unit descriptor	E
AURTTTF3005 Inspect and repair engine forced induction systems	AURT305671A Inspect and repair engine forced induction systems	Unit code updated to meet policy requirements  Reference to OHS legislation replaced with new WHS legislation  Licensing statement added to unit descriptor	E
AURTTTF3006 Diagnose and repair petrol carburettor systems	AURT303166B Repair petrol fuel systems	New unit replacing AURT303166B  Performance Criteria, Range Statement and Critical Aspects of Evidence reflect carburettor technologies	N
AURTTTF4003 Overhaul diesel fuel injection systems	AURT403645A Overhaul diesel fuel injection systems	Unit code updated to meet policy requirements  Reference to OHS legislation replaced with new WHS	E

<b>AUR12 v1 Unit code and Title</b>	<b>AUR05 v4 Unit code and Title</b>	<b>Comment in relation to AUR05 v4</b>	<b>E/N</b>
		legislation  Licensing statement added to unit descriptor	
AURTTTF4007 Overhaul petrol fuel system components	AURT403145B Overhaul petrol fuel system components	Unit code updated to meet policy requirements  Reference to OHS legislation replaced with new WHS legislation  Licensing statement added to unit descriptor	E
AURTTTJ2001 Balance wheels and tyres	AURT217606A Balance wheels and tyres	Unit code updated to meet policy requirements  Reference to OHS legislation replaced with new WHS legislation  Licensing statement added to unit descriptor	E
AURTTTJ2002 Remove and refit wheel hubs and associated brake components	AURT217865A Remove and refit wheel hubs and associated brake components	Unit code updated to meet policy requirements  Reference to OHS legislation replaced with new WHS legislation  Licensing statement added to unit descriptor	E
AURTTTK2001 Use and maintain measuring equipment in an automotive workplace	AURT225667A Use and maintain measuring equipment	New unit replacing AURT225667A  Performance Criteria, Range	N

<b>AUR12 v1 Unit code and Title</b>	<b>AUR05 v4 Unit code and Title</b>	<b>Comment in relation to AUR05 v4</b>	<b>E/N</b>
		Statement and Critical Aspects of Evidence updated to reflect technologies	
AURTTK2002 Use and maintain workplace tools and equipment	AURT270278A Use and maintain workplace tools and equipment	Unit code updated to meet policy requirements  Reference to OHS legislation replaced with new WHS legislation  Licensing statement added to unit descriptor	E
AURTTL3001 Service CNG fuel systems	AURT304370A Service CNG fuel systems	Unit code updated to meet policy requirements  Reference to OHS legislation replaced with new WHS legislation  Licensing statement added to unit descriptor	E
AURTTL3002 Diagnose and repair CNG fuel systems	AURT304366A Repair CNG fuel systems  AURT404384A Diagnose CNG fuel system faults	New unit replacing AURT304366A and AURT404384A  Performance Criteria, Range Statement and Critical Aspects of Evidence updated to reflect technologies	N
AURTTL3003 Install CNG fuel systems	AURT304331A Install CNG fuel systems	Unit code updated to meet policy requirements  Reference to OHS legislation replaced with new WHS legislation	E

<b>AUR12 v1 Unit code and Title</b>	<b>AUR05 v4 Unit code and Title</b>	<b>Comment in relation to AUR05 v4</b>	<b>E/N</b>
		Licensing statement added to unit descriptor	
AURTTTL3004 Service LNG fuel systems	AURT304470A Service LNG fuel systems	Unit code updated to meet policy requirements  Reference to OHS legislation replaced with new WHS legislation  Licensing statement added to unit descriptor	E
AURTTTL3005 Diagnose and repair LNG fuel systems	AURT304466A Repair LNG fuel systems  AURT404484A Diagnose LNG fuel system faults	New unit replacing AURT304466A and AURT404484A  Performance Criteria, Range Statement and Critical Aspects of Evidence updated to reflect technologies	N
AURTTTL3006 Install LNG fuel systems	AURT304431A Install LNG fuel systems	Unit code updated to meet policy requirements  Reference to OHS legislation replaced with new WHS legislation  Licensing statement added to unit descriptor	E
AURTTTL3007 Service LPG fuel systems	AURT304270A Service LPG fuel systems	Unit code updated to meet policy requirements  Reference to OHS legislation replaced with new WHS legislation	E



<b>AUR12 v1 Unit code and Title</b>	<b>AUR05 v4 Unit code and Title</b>	<b>Comment in relation to AUR05 v4</b>	<b>E/N</b>
		Licensing statement added to unit descriptor	
AURTTL3008 Diagnose and repair LPG fuel systems	AURT304266A Repair LPG fuel systems  AURT404284A Diagnose LPG fuel system faults	New unit replacing AURT304266A and AURT404284A  Performance Criteria, Range Statement and Critical Aspects of Evidence updated to reflect technologies	N
AURTTL3009 Install LPG fuel systems	AURT304231A Install LPG fuel systems	Unit code updated to meet policy requirements  Reference to OHS legislation replaced with new WHS legislation  Licensing statement added to unit descriptor	E
AURTTL3010 Install LPG, CNG and LNG electrical control equipment	AURT304031A Install LPG/CNG electrical control equipment	New unit replacing AURT304031A  Performance Criteria, Range Statement and Critical Aspects of Evidence updated to reflect technologies and to include LNG technology	N
AURTTL4011 Diagnose complex faults in CNG fuel systems		New unit	N/A
AURTTL4012 Diagnose complex faults in LNG fuel systems		New unit	N/A
AURTTL4013 Diagnose complex faults in LPG fuel		New unit	N/A

<b>AUR12 v1 Unit code and Title</b>	<b>AUR05 v4 Unit code and Title</b>	<b>Comment in relation to AUR05 v4</b>	<b>E/N</b>
systems			
AURTTL5014 Analyse and evaluate gas fuel system faults	AURT477093A Analyse and evaluate gas fuel system faults	Unit code updated to meet policy requirements  Reference to OHS legislation replaced with new WHS legislation  Licensing statement added to unit descriptor	E
AURTTL5015 Develop and apply gas fuel system modifications	AURT577120A Develop and apply gas fuel systems modification	Unit code updated to meet policy requirements  Minor change to unit title  Reference to OHS legislation replaced with new WHS legislation  Licensing statement added to unit descriptor	E
AURTTM3001 Operate and monitor computer numerical control machines	AURTTM3001 Operate and monitor computer numerical control machines	Reference to OHS legislation replaced with new WHS legislation	E
AURTTM3002 Repair bearing tunnels and connecting rods in engines	AURTTM3002 Repair bearing tunnels and connecting rods in engines	Reference to OHS legislation replaced with new WHS legislation	E
AURTTM3003 Apply metal to rebuild engine components	AURTTM3003 Apply metal to rebuild engine components	Reference to OHS legislation replaced with new WHS legislation	E
AURTTM3004 Assemble engine blocks and sub-assemblies	AURTTM3004 Assemble engine blocks and sub-assemblies	Reference to OHS legislation replaced with new WHS legislation	E
AURTTM3005 Balance	AURTTM3005 Balance	Reference to OHS legislation	E

<b>AUR12 v1 Unit code and Title</b>	<b>AUR05 v4 Unit code and Title</b>	<b>Comment in relation to AUR05 v4</b>	<b>E/N</b>
rotating and reciprocating engine components	rotating and reciprocating engine components	replaced with new WHS legislation	
AURTTM3006 Perform advanced machining and blueprinting of engine components	AURTTM3006 Perform advanced machining and blueprinting of engine components	Reference to OHS legislation replaced with new WHS legislation	E
AURTTM3007 Carry out grinding operations	AURTTM3007 Carry out grinding operations	Reference to OHS legislation replaced with new WHS legislation	E
AURTTM3008 Dismantle and evaluate engine blocks and sub-assemblies	AURTTM3008 Dismantle and evaluate engine blocks and sub-assemblies	Reference to OHS legislation replaced with new WHS legislation	E
AURTTM3009 Fit sleeves and bore and hone engine cylinders	AURTTM3009 Fit sleeves and bore and hone engine cylinders	Reference to OHS legislation replaced with new WHS legislation	E
AURTTM3010 Heat treat, straighten and reclaim engine components	AURTTM3010 Heat treat, straighten and reclaim engine components	Reference to OHS legislation replaced with new WHS legislation	E
AURTTM3011 Recondition engine cylinder heads	AURTTM3011 Recondition engine cylinder heads	Reference to OHS legislation replaced with new WHS legislation	E
AURTTQ2001 Service final drive assemblies	AURT212670A Service final drive assemblies	Unit code updated to meet policy requirements  Reference to OHS legislation replaced with new WHS legislation  Licensing statement added to unit descriptor	E
AURTTQ2002 Remove and refit driveline components	AURT213165A Remove and refit driveline components	Unit code updated to meet policy requirements  Reference to OHS legislation replaced with new WHS	E

<b>AUR12 v1 Unit code and Title</b>	<b>AUR05 v4 Unit code and Title</b>	<b>Comment in relation to AUR05 v4</b>	<b>E/N</b>
		legislation  Licensing statement added to unit descriptor	
AURTTQ2003 Service final drive (driveline)	AURT213170A Service final drive (driveline)	Unit code updated to meet policy requirements  Reference to OHS legislation replaced with new WHS legislation  Licensing statement added to unit descriptor	E
AURTTQ4004 Overhaul final drive assemblies	AURT412645A Overhaul final drive assemblies	Unit code updated to meet policy requirements  Reference to OHS legislation replaced with new WHS legislation  Licensing statement added to unit descriptor	E
AURTTR4001 Diagnose complex faults in engine management systems		New unit	N/A
AURTTTS2001 Fabricate exhaust system and components	AURT205123A Fabricate exhaust system/components	Unit code updated to meet policy requirements  Minor change to unit title  Reference to OHS legislation replaced with new WHS legislation  Licensing statement added to	E

<b>AUR12 v1 Unit code and Title</b>	<b>AUR05 v4 Unit code and Title</b>	<b>Comment in relation to AUR05 v4</b>	<b>E/N</b>
		unit descriptor	
AURTTW2001 Carry out soft soldering techniques	AURV223808A Carry out soft soldering techniques	Unit code updated to meet policy requirements  Reference to OHS legislation replaced with new WHS legislation  Licensing statement added to unit descriptor	E
AURTTW3002 Set, operate and monitor specialist machines	AURT334972A Set, operate and monitor specialist machines	Unit code updated to meet policy requirements  Reference to OHS legislation replaced with new WHS legislation  Licensing statement added to unit descriptor	E
AURTTW3003 Carry out machining operations	AURT335108A Carry out machining operations	Unit code updated to meet policy requirements  Reference to OHS legislation replaced with new WHS legislation  Licensing statement added to unit descriptor	E
AURTTX1001 Remove and tag transmission system components	AURT100264A Remove and tag transmission system components	Unit code updated to meet policy requirements  Reference to OHS legislation replaced with new WHS legislation	E

<b>AUR12 v1 Unit code and Title</b>	<b>AUR05 v4 Unit code and Title</b>	<b>Comment in relation to AUR05 v4</b>	<b>E/N</b>
		Licensing statement added to unit descriptor	
AURTTX2002 Inspect and service transmissions (manual)	AURT206670A Inspect and service transmissions (manual)	Unit code updated to meet policy requirements  Reference to OHS legislation replaced with new WHS legislation  Licensing statement added to unit descriptor	E
AURTTX2003 Inspect and service transmissions (automatic)	AURT207170A Inspect and service transmissions (automatic)	Unit code updated to meet policy requirements  Reference to OHS legislation replaced with new WHS legislation  Licensing statement added to unit descriptor	E
AURTTX2004 Service transmissions (hydrostatic)	AURT208170A Service transmissions (hydrostatic)	Unit code updated to meet policy requirements  Reference to OHS legislation replaced with new WHS legislation  Licensing statement added to unit descriptor	E
AURTTX2005 Inspect and service clutch systems		New unit	N/A
AURTTX3006 Repair transmissions (hydrostatic)	AURT308166A Repair transmissions (hydrostatic)	Unit code updated to meet policy requirements  Reference to OHS legislation	E

<b>AUR12 v1 Unit code and Title</b>	<b>AUR05 v4 Unit code and Title</b>	<b>Comment in relation to AUR05 v4</b>	<b>E/N</b>
		replaced with new WHS legislation  Licensing statement added to unit descriptor	
AURTTX4007 Overhaul clutch assemblies	AURT406145A Overhaul clutch assemblies	Unit code updated to meet policy requirements  Reference to OHS legislation replaced with new WHS legislation  Licensing statement added to unit descriptor	E
AURTTX4008 Overhaul transmissions (manual)	AURT406645A Overhaul transmissions (manual)	Unit code updated to meet policy requirements  Reference to OHS legislation replaced with new WHS legislation  Licensing statement added to unit descriptor	E
AURTTX4009 Overhaul transmissions (automatic)	AURT407145A Overhaul transmissions (automatic)	Unit code updated to meet policy requirements  Reference to OHS legislation replaced with new WHS legislation  Licensing statement added to unit descriptor	E
AURTTX4010 Overhaul transmissions (hydrostatic)	AURT408145A Overhaul transmissions (hydrostatic)	Unit code updated to meet policy requirements	E

<b>AUR12 v1 Unit code and Title</b>	<b>AUR05 v4 Unit code and Title</b>	<b>Comment in relation to AUR05 v4</b>	<b>E/N</b>
		Reference to OHS legislation replaced with new WHS legislation  Licensing statement added to unit descriptor	
AURTTX4011 Overhaul torque converters		New unit	N/A
AURTTY3001 Repair chassis, frame and associated components	AURV328366A Repair chassis/frame and associated components	Unit code updated to meet policy requirements  Minor change to unit title  Reference to OHS legislation replaced with new WHS legislation  Licensing statement added to unit descriptor	E
AURTTZ2001 Inspect and service emission control systems	AURT204670A Inspect and service emission control systems	Unit code updated to meet policy requirements  Reference to OHS legislation replaced with new WHS legislation  Licensing statement added to unit descriptor	E
AURTTZ2002 Repair exhaust system components	AURT205166A Repair exhaust system components	Unit code updated to meet policy requirements  Reference to OHS legislation replaced with new WHS legislation	E



<b>AUR12 v1 Unit code and Title</b>	<b>AUR05 v4 Unit code and Title</b>	<b>Comment in relation to AUR05 v4</b>	<b>E/N</b>
		Licensing statement added to unit descriptor	
AURVEN2001 Apply environmental regulations and best practice in the body repair industry	AURV271403A Apply environmental regulations and best practice in the body repair industry	Unit code updated to meet policy requirements  Reference to OHS legislation replaced with new WHS legislation  Licensing statement added to unit descriptor	E
AURVEN3002 Monitor environmental and sustainability best practice in the automotive body repair industry	AURV371481A Implement and monitor environmental regulations and best practice in the body repair industry	New unit replacing AURV371481A  Performance Criteria updated to reflect sustainability	N
AURVEN4003 Plan and manage compliance with environmental regulations in the body repair industry	AURV471482A Plan and manage compliance with environmental regulations in the body repair industry	Unit code updated to meet policy requirements  Reference to OHS legislation replaced with new WHS legislation  Licensing statement added to unit descriptor	E
AURVGA3001 Determine vehicle rescue method and costs	AURV328916A Determine vehicle rescue method and ascertain cost	Unit code updated to meet policy requirements  Minor change to unit title  Reference to OHS legislation replaced with new WHS legislation  Licensing statement added to	E

<b>AUR12 v1 Unit code and Title</b>	<b>AUR05 v4 Unit code and Title</b>	<b>Comment in relation to AUR05 v4</b>	<b>E/N</b>
		unit descriptor	
AURVGA3002 Recover vehicles	AURV328961A Recover vehicle	Unit code updated to meet policy requirements  Minor change to unit title  Reference to OHS legislation replaced with new WHS legislation  Licensing statement added to unit descriptor	E
AURVLA4001 Identify and report vehicle claim fraud indicators	AURVLA4001 Identify and report vehicle claim fraud indicators	Reference to OHS legislation replaced with new WHS legislation	E
AURVLN2001 Apply legal requirements for vehicle dismantlers	AURV228603A Apply legal requirements for vehicle dismantlers	Unit code updated to meet policy requirements  Reference to OHS legislation replaced with new WHS legislation  Licensing statement added to unit descriptor	E
AURVNA4001 Provide vehicle loss assessment and identify repair requirements	AURVNA4001 Provide vehicle loss assessment and identify repair requirements	Reference to OHS legislation replaced with new WHS legislation	E
AURVNA4002 Provide vehicle total loss assessment	AURVNA4002 Provide vehicle total loss assessment	Reference to OHS legislation replaced with new WHS legislation	E
AURVNA4003 Review a vehicle repair quotation	AURVNA4003 Review a vehicle repair quotation	Reference to OHS legislation replaced with new WHS legislation	E
AURVNA4004 Apply	AURVNA4004 Apply	Reference to OHS legislation	E

<b>AUR12 v1 Unit code and Title</b>	<b>AUR05 v4 Unit code and Title</b>	<b>Comment in relation to AUR05 v4</b>	<b>E/N</b>
insurance industry knowledge to vehicle loss assessment	insurance industry knowledge to vehicle loss assessment	replaced with new WHS legislation	
AURVNA4005 Inspect quality of vehicle repair work	AURVNA4005 Inspect quality of vehicle repair work	Reference to OHS legislation replaced with new WHS legislation	E
AURVNA4006 Identify and value vehicle salvage	AURVNA4006 Identify and value vehicle salvage	Reference to OHS legislation replaced with new WHS legislation	E
AURVNA4007 Apply automotive mechanical and electrical knowledge to vehicle loss assessment	AURVNA4007 Apply automotive mechanical and electrical knowledge to vehicle loss assessment	Reference to OHS legislation replaced with new WHS legislation	E
AURVNA4008 Apply automotive body and paint knowledge to vehicle loss assessment	AURVNA4008 Apply automotive body and paint knowledge to vehicle loss assessment	Reference to OHS legislation replaced with new WHS legislation	E
AURVNN4001 Evaluate vehicle bodywork for damage and identify repair requirements	AURVNN4001 Evaluate vehicle bodywork for damage and identify repair requirements	Reference to OHS legislation replaced with new WHS legislation	E
AURVNP4001 Evaluate vehicle paintwork for damage and identify refinish requirements	AURVNP4001 Evaluate vehicle paintwork for damage and identify refinish requirements	Reference to OHS legislation replaced with new WHS legislation	E
AURVTA2001 Prepare vehicle, components and equipment for customer use	AURV231649A Prepare vehicle/component/equipment for customer use	Unit code updated to meet policy requirements  Minor change to unit title  Reference to OHS legislation replaced with new WHS legislation  Licensing statement added to unit descriptor	E

<b>AUR12 v1 Unit code and Title</b>	<b>AUR05 v4 Unit code and Title</b>	<b>Comment in relation to AUR05 v4</b>	<b>E/N</b>
AURVTA3002 Remove and replace supplementary restraint systems	AURV327164A Remove and replace supplementary restraint systems (SRS)	Unit code updated to meet policy requirements  Minor change to unit title  Reference to OHS legislation replaced with new WHS legislation  Licensing statement added to unit descriptor	E
AURVTA3003 Inspect paint, trim and accessories and recommend repair procedures	AURV465230A Inspect paint, trim and accessories and ascertain recommended repair procedures	Unit code updated to meet policy requirements  Minor change to unit title  Reference to OHS legislation replaced with new WHS legislation  Licensing statement added to unit descriptor	E
AURVTA3004 Inspect vehicle systems and determine preferred repair action	AURT365130A Inspect vehicle systems and determine preferred repair action	Unit code updated to meet policy requirements  Reference to OHS legislation replaced with new WHS legislation  Licensing statement added to unit descriptor	E
AURVTG2001 Repair laminated glass	AURV233166A Repair laminated glass	Unit code updated to meet policy requirements	E

<b>AUR12 v1 Unit code and Title</b>	<b>AUR05 v4 Unit code and Title</b>	<b>Comment in relation to AUR05 v4</b>	<b>E/N</b>
		Reference to OHS legislation replaced with new WHS legislation  Licensing statement added to unit descriptor	
AURVTG2002 Remove and install rubber glazed windscreens	AURV233363A Remove and install rubber glazed windscreens	Unit code updated to meet policy requirements  Reference to OHS legislation replaced with new WHS legislation  Licensing statement added to unit descriptor	E
AURVTG2003 Remove and install butyl sealed windscreens	AURV233463A Remove and install butyl sealed windscreens	Unit code updated to meet policy requirements  Reference to OHS legislation replaced with new WHS legislation  Licensing statement added to unit descriptor	E
AURVTG2004 Remove and install direct glazed windscreens	AURV233563A Remove and install direct glazed windscreens	Unit code updated to meet policy requirements  Reference to OHS legislation replaced with new WHS legislation  Licensing statement added to unit descriptor	E
AURVTG2005 Remove and install framed type	AURV233663A Remove and install framed type	Unit code updated to meet policy requirements	E

<b>AUR12 v1 Unit code and Title</b>	<b>AUR05 v4 Unit code and Title</b>	<b>Comment in relation to AUR05 v4</b>	<b>E/N</b>
windcreens	windcreens	Reference to OHS legislation replaced with new WHS legislation  Licensing statement added to unit descriptor	
AURVTG2006 Apply window tinting	AURV233849A Prepare surfaces and apply window tinting	Unit code updated to meet policy requirements  Minor change to unit title	E
AURVTG2007 Clean glass surfaces		New unit	N/A
AURVTG3008 Cut and process flat laminated glass	AURV333215A Cut and process flat laminated glass	Unit code updated to meet policy requirements  Reference to OHS legislation replaced with new WHS legislation  Licensing statement added to unit descriptor	E
AURVTG3009 Remove and install fixed body glass	AURV333763A Remove and install fixed body glass	Unit code updated to meet policy requirements  Reference to OHS legislation replaced with new WHS legislation  Licensing statement added to unit descriptor	E
AURVTG3010 Remove and install movable body glass	AURV333863A Remove and install movable body glass	Unit code updated to meet policy requirements	E

<b>AUR12 v1 Unit code and Title</b>	<b>AUR05 v4 Unit code and Title</b>	<b>Comment in relation to AUR05 v4</b>	<b>E/N</b>
		Reference to OHS legislation replaced with new WHS legislation  Licensing statement added to unit descriptor	
AURVTG3011 Install side windows	AURV334031A Install side windows	Unit code updated to meet policy requirements  Reference to OHS legislation replaced with new WHS legislation  Licensing statement added to unit descriptor	E
AURVTG3012 Remove and install heavy vehicle rubber and urethane glazed windscreens	AURV334163A Remove and install rubber and urethane (heavy vehicle) glazed windscreens	Unit code updated to meet policy requirements  Minor change to unit title  Reference to OHS legislation replaced with new WHS legislation  Licensing statement added to unit descriptor	E
AURVTG3013 Remove and install large vehicle windscreens	AURV334263A Remove and install large vehicle windscreens	Unit code updated to meet policy requirements  Reference to OHS legislation replaced with new WHS legislation  Licensing statement added to unit descriptor	E

<b>AUR12 v1 Unit code and Title</b>	<b>AUR05 v4 Unit code and Title</b>	<b>Comment in relation to AUR05 v4</b>	<b>E/N</b>
AURVTK2001 Use and maintain vehicle body repair hand tools		New unit	N/A
AURVTN1001 Remove and tag vehicle body system components	AURV100064A Remove and tag vehicle body system components	Unit code updated to meet policy requirements  Reference to OHS legislation replaced with new WHS legislation  Licensing statement added to unit descriptor	E
AURVTN2002 Carry out panel repairs	AURV225908A Carry out panel repairs	Unit code updated to meet policy requirements  Reference to OHS legislation replaced with new WHS legislation  Licensing statement added to unit descriptor	E
AURVTN2003 Carry out pre-repair vehicle body operations	AURV226108A Carry out pre-repair operations (vehicle body)	Unit code updated to meet policy requirements  Minor change to unit title  Reference to OHS legislation replaced with new WHS legislation  Licensing statement added to unit descriptor	E
AURVTN2004 Remove, replace and realign bolt-on panels, sections and fittings	AURV226864A Remove, replace and realign bolt-on panels, sections and fittings	Unit code updated to meet policy requirements	E



<b>AUR12 v1 Unit code and Title</b>	<b>AUR05 v4 Unit code and Title</b>	<b>Comment in relation to AUR05 v4</b>	<b>E/N</b>
		<p>Reference to OHS legislation replaced with new WHS legislation</p> <p>Licensing statement added to unit descriptor</p>	
AURVTN2005 Remove and fit protector mouldings, transfers and decals	AURV226965A Remove and replace/fit protector mouldings, transfers and decals	<p>Unit code updated to meet policy requirements</p> <p>Minor change to unit title</p> <p>Reference to OHS legislation replaced with new WHS legislation</p> <p>Licensing statement added to unit descriptor</p>	E
AURVTN2006 Remove and replace mechanical units and assemblies	AURV227064A Remove and replace mechanical units/assemblies	<p>Unit code updated to meet policy requirements</p> <p>Minor change to unit title</p> <p>Reference to OHS legislation replaced with new WHS legislation</p> <p>Licensing statement added to unit descriptor</p>	E
AURVTN2007 Remove salvageable components	AURV228662A Remove salvageable components	<p>Unit code updated to meet policy requirements</p> <p>Reference to OHS legislation replaced with new WHS legislation</p>	E

<b>AUR12 v1 Unit code and Title</b>	<b>AUR05 v4 Unit code and Title</b>	<b>Comment in relation to AUR05 v4</b>	<b>E/N</b>
		Licensing statement added to unit descriptor	
AURVTN2008 Clean vehicle body and door cavities	AURV231786AA Wash/clean vehicle body and door cavities	Unit code updated to meet policy requirements  Minor change to unit title  Reference to OHS legislation replaced with new WHS legislation  Licensing statement added to unit descriptor	E
AURVTN2009 Clean vehicle engine and engine compartment	AURV231786BA Wash/clean vehicle engine and engine compartment	Unit code updated to meet policy requirements  Minor change to unit title  Reference to OHS legislation replaced with new WHS legislation  Licensing statement added to unit descriptor	E
AURVTN2010 Clean vehicle underbody	AURV231786CA Wash/clean vehicle underbody	Unit code updated to meet policy requirements  Minor change to unit title  Reference to OHS legislation replaced with new WHS legislation	E

<b>AUR12 v1 Unit code and Title</b>	<b>AUR05 v4 Unit code and Title</b>	<b>Comment in relation to AUR05 v4</b>	<b>E/N</b>
		Licensing statement added to unit descriptor	
AURVTN2011 Remove and install rear vision mirrors	AURV233163A Remove and install rear vision mirrors	Unit code updated to meet policy requirements  Reference to OHS legislation replaced with new WHS legislation  Licensing statement added to unit descriptor	E
AURVTN2030 Service air compressors and air lines	AURT222170A Service air compressors and air lines	Unit code updated to meet policy requirements  Reference to OHS legislation replaced with new WHS legislation  Licensing statement added to unit descriptor	E
AURVTN2033 Service, repair and replace air compressors and components	AURT222171A Service, repair and replace air compressors/components	Unit code updated to meet policy requirements  Minor change to unit title  Reference to OHS legislation replaced with new WHS legislation  Licensing statement added to unit descriptor	E
AURVTN2037 Disassemble and test vehicle units and components	AURV228617A Disassemble and test vehicle units/components	Unit code updated to meet policy requirements	E

<b>AUR12 v1 Unit code and Title</b>	<b>AUR05 v4 Unit code and Title</b>	<b>Comment in relation to AUR05 v4</b>	<b>E/N</b>
		<p>Minor change to unit title</p> <p>Reference to OHS legislation replaced with new WHS legislation</p> <p>Licensing statement added to unit descriptor</p>	
AURVTN3012 Install vehicle sunroofs	AURV324431A Install vehicle sunroofs	<p>Unit code updated to meet policy requirements</p> <p>Reference to OHS legislation replaced with new WHS legislation</p> <p>Licensing statement added to unit descriptor</p>	E
AURVTN3013 Carry out paint-less dent repairs	AURV325808A Carry out paint-less dent repairs	<p>Unit code updated to meet policy requirements</p> <p>Reference to OHS legislation replaced with new WHS legislation</p> <p>Licensing statement added to unit descriptor</p>	E
AURVTN3014 Repair body panels by beating and split repair	AURV326266AA Repair body panels (beating and split repair)	<p>Unit code updated to meet policy requirements</p> <p>Minor change to unit title</p> <p>Reference to OHS legislation replaced with new WHS legislation</p>	E

<b>AUR12 v1 Unit code and Title</b>	<b>AUR05 v4 Unit code and Title</b>	<b>Comment in relation to AUR05 v4</b>	<b>E/N</b>
		Licensing statement added to unit descriptor	
AURVTN3015 Repair body panels using metal finishing techniques	AURV326266BA Repair body panels (metal finishing)	Unit code updated to meet policy requirements  Minor change to unit title  Reference to OHS legislation replaced with new WHS legislation  Licensing statement added to unit descriptor	E
AURVTN3016 Repair body panels incorporating filler	AURV326266CA Repair body panels (incorporating filler)	Unit code updated to meet policy requirements  Minor change to unit title  Reference to OHS legislation replaced with new WHS legislation  Licensing statement added to unit descriptor	E
AURVTN3017 Repair body panels and thermoplastic components	AURV326266DA Repair body panels/components (thermoplastic)	Unit code updated to meet policy requirements  Minor change to unit title  Reference to OHS legislation replaced with new WHS legislation  Licensing statement added to	E

<b>AUR12 v1 Unit code and Title</b>	<b>AUR05 v4 Unit code and Title</b>	<b>Comment in relation to AUR05 v4</b>	<b>E/N</b>
		unit descriptor	
AURVTN3018 Repair and replace structural damage by welding	AURV326366AB Repair and replace structural damage (welding)	Unit code updated to meet policy requirements  Minor change to unit title  Reference to OHS legislation replaced with new WHS legislation  Licensing statement added to unit descriptor	E
AURVTN3019 Repair and replace structural damage by riveting	AURV326366BA Repair/replace structural damage (riveting)	Unit code updated to meet policy requirements  Minor change to unit title  Reference to OHS legislation replaced with new WHS legislation  Licensing statement added to unit descriptor	E
AURVTN3020 Replace major welded panels	AURV326367B Replace major welded panels	Unit code updated to meet policy requirements  Reference to OHS legislation replaced with new WHS legislation  Licensing statement added to unit descriptor	E
AURVTN3021 Repair body components using lead	AURV326466A Repair body components using lead	Unit code updated to meet policy requirements	E

<b>AUR12 v1 Unit code and Title</b>	<b>AUR05 v4 Unit code and Title</b>	<b>Comment in relation to AUR05 v4</b>	<b>E/N</b>
wiping	wiping	Reference to OHS legislation replaced with new WHS legislation  Licensing statement added to unit descriptor	
AURVTN3022 Repair vehicle body misalignment	AURV326508A Repair vehicle body misalignment	Unit code updated to meet policy requirements  Reference to OHS legislation replaced with new WHS legislation  Licensing statement added to unit descriptor	E
AURVTN3023 Remove and replace adhesive bonded panels and structures	AURV326964A Remove and replace adhesive bonded panels and structures	Unit code updated to meet policy requirements  Reference to OHS legislation replaced with new WHS legislation  Licensing statement added to unit descriptor	E
AURVTN3024 Install vehicle body component seals	AURV327231A Install vehicle body component seals	Unit code updated to meet policy requirements  Reference to OHS legislation replaced with new WHS legislation  Licensing statement added to unit descriptor	E
AURVTN3025 Repair	AURV327366A Repair	Unit code updated to meet	E

<b>AUR12 v1 Unit code and Title</b>	<b>AUR05 v4 Unit code and Title</b>	<b>Comment in relation to AUR05 v4</b>	<b>E/N</b>
corroded panels and components	corroded panels and components	<p>policy requirements</p> <p>Reference to OHS legislation replaced with new WHS legislation</p> <p>Licensing statement added to unit descriptor</p>	
AURVTN3026 Repair aluminium body panels (finishing)	AURV327466AA Repair aluminium body panels (finishing)	<p>Unit code updated to meet policy requirements</p> <p>Reference to OHS legislation replaced with new WHS legislation</p> <p>Licensing statement added to unit descriptor</p>	E
AURVTN3027 Repair aluminium body panels (filling)	AURV327466BA Repair aluminium body panels (filling)	<p>Unit code updated to meet policy requirements</p> <p>Reference to OHS legislation replaced with new WHS legislation</p> <p>Licensing statement added to unit descriptor</p>	E
AURVTN3028 Identify and repair high strength steel components		New unit	N/A
AURVTN3029 Set up and operate universal measuring systems		New unit	N/A
AURVTN3031 Conduct major sectional repairs	AURV326708A Carry out major sectional repair	New unit replacing AURV326708A	N



<b>AUR12 v1 Unit code and Title</b>	<b>AUR05 v4 Unit code and Title</b>	<b>Comment in relation to AUR05 v4</b>	<b>E/N</b>
		Performance Criteria and Range Statement updated to reflect repairs to vehicle body skirt and rails	
AURVTN3035 Apply original equipment manufacturer repair procedures		New unit	N/A
AURVTN4032 Determine vehicle damage and recommended repair procedures	AURV465116A Determine vehicle damage and recommended repair procedures	Unit code updated to meet policy requirements  Reference to OHS legislation replaced with new WHS legislation  Licensing statement added to unit descriptor	E
AURVTN5034 Evaluate and select bodywork materials, equipment and processes	AURT577394A Evaluate and select bodywork materials, equipment and processes	Unit code updated to meet policy requirements  Reference to OHS legislation replaced with new WHS legislation  Licensing statement added to unit descriptor	E
AURVTP2001 Apply paint removal methods	AURV229503A Apply paint removal methods	Unit code updated to meet policy requirements  Reference to OHS legislation replaced with new WHS legislation  Licensing statement added to unit descriptor	E

<b>AUR12 v1 Unit code and Title</b>	<b>AUR05 v4 Unit code and Title</b>	<b>Comment in relation to AUR05 v4</b>	<b>E/N</b>
AURVTP2002 Carry out masking procedures	AURV229608A Carry out masking procedures	Unit code updated to meet policy requirements  Reference to OHS legislation replaced with new WHS legislation  Licensing statement added to unit descriptor	E
AURVTP2003 Prepare spray painting materials and equipment	AURV229749A Prepare spray painting materials and equipment	Unit code updated to meet policy requirements  Reference to OHS legislation replaced with new WHS legislation  Licensing statement added to unit descriptor	E
AURVTP2004 Apply fundamental colour matching techniques	AURV229803AA Apply fundamental colour matching techniques	Unit code updated to meet policy requirements  Reference to OHS legislation replaced with new WHS legislation  Licensing statement added to unit descriptor	E
AURVTP2005 Apply rust prevention and sound deadening materials	AURV230203A Apply rust prevention and sound deadening materials	Unit code updated to meet policy requirements  Reference to OHS legislation replaced with new WHS legislation  Licensing statement added to	E

<b>AUR12 v1 Unit code and Title</b>	<b>AUR05 v4 Unit code and Title</b>	<b>Comment in relation to AUR05 v4</b>	<b>E/N</b>
		unit descriptor	
AURVTP2006 Prepare vehicle components for paint repairs	AURV230349A Prepare vehicle components for paint repairs	Unit code updated to meet policy requirements  Reference to OHS legislation replaced with new WHS legislation  Licensing statement added to unit descriptor	E
AURVTP2007 Apply paint touch-up techniques	AURV230449A Apply paint touch-up techniques	Unit code updated to meet policy requirements  Reference to OHS legislation replaced with new WHS legislation  Licensing statement added to unit descriptor	E
AURVTP2008 Clean and polish vehicle exterior paint	AURV231809CA Clean and polish vehicle exterior paint	Unit code updated to meet policy requirements  Reference to OHS legislation replaced with new WHS legislation  Licensing statement added to unit descriptor	E
AURVTP2009 Apply vehicle body film wrapping		New unit	N/A
AURVTP2026 Carry out basic airbrush application techniques	AURV232208A Carry out fundamental airbrush application techniques	Unit code updated to meet policy requirements  Minor change to unit title	E

<b>AUR12 v1 Unit code and Title</b>	<b>AUR05 v4 Unit code and Title</b>	<b>Comment in relation to AUR05 v4</b>	<b>E/N</b>
		<p>Reference to OHS legislation replaced with new WHS legislation</p> <p>Licensing statement added to unit descriptor</p>	
AURVTP2027 Carry out custom graphics design and layout techniques	AURV232108A Carry out custom graphics design and layout techniques	<p>Unit code updated to meet policy requirements</p> <p>Reference to OHS legislation replaced with new WHS legislation</p> <p>Licensing statement added to unit descriptor</p>	E
AURVTP3010 Prepare spray booths and paint drying equipment	AURV329549A Prepare spray booths and paint drying equipment	<p>Unit code updated to meet policy requirements</p> <p>Reference to OHS legislation replaced with new WHS legislation</p> <p>Licensing statement added to unit descriptor</p>	E
AURVTP3011 Apply solid acrylic enamel refinishing materials using two component systems	AURV329603BA Apply solid acrylic enamel refinishing materials (two component system)	<p>Unit code updated to meet policy requirements</p> <p>Minor change to unit title</p> <p>Reference to OHS legislation replaced with new WHS legislation</p> <p>Licensing statement added to</p>	E

<b>AUR12 v1 Unit code and Title</b>	<b>AUR05 v4 Unit code and Title</b>	<b>Comment in relation to AUR05 v4</b>	<b>E/N</b>
		unit descriptor	
AURVTP3012 Apply air dry and polyurethane enamel refinishing materials	AURV329603DA Apply air dry and polyurethane enamel refinishing materials	Unit code updated to meet policy requirements  Reference to OHS legislation replaced with new WHS legislation  Licensing statement added to unit descriptor	E
AURVTP3013 Prepare substrate for refinishing	AURV329649A Prepare substrate for refinishing	Unit code updated to meet policy requirements  Reference to OHS legislation replaced with new WHS legislation  Licensing statement added to unit descriptor	E
AURVTP3014 Apply multi-layer and clear over-base colour matching techniques	AURV329803BA Apply multi layer/clear over base colour matching techniques	Unit code updated to meet policy requirements  Minor change to unit title  Reference to OHS legislation replaced with new WHS legislation  Licensing statement added to unit descriptor	E
AURVTP3015 Apply solid colour matching techniques	AURV329803CA Apply solid colour matching techniques	Unit code updated to meet policy requirements  Reference to OHS legislation replaced with new WHS	E

<b>AUR12 v1 Unit code and Title</b>	<b>AUR05 v4 Unit code and Title</b>	<b>Comment in relation to AUR05 v4</b>	<b>E/N</b>
		legislation  Licensing statement added to unit descriptor	
AURVTP3016 Carry out paint rectification and touch-up work for solids using two component systems	AURV329903AA Carry out paint rectification and touch up work for solids (two component system)	Unit code updated to meet policy requirements  Minor change to unit title  Reference to OHS legislation replaced with new WHS legislation  Licensing statement added to unit descriptor	E
AURVTP3017 Carry out paint rectification and touch-up work for clear over base using two component systems	AURV329903BA Carry out paint rectification and touch up work for clear over base (two component system)	Unit code updated to meet policy requirements  Minor change to unit title  Reference to OHS legislation replaced with new WHS legislation  Licensing statement added to unit descriptor	E
AURVTP3018 Carry out paint rectification for multi-layer and pearl using two component systems	AURV329903CA Carry out paint rectification and touch up work for multi layer/pearl (two component system)	Unit code updated to meet policy requirements  Minor change to unit title  Reference to OHS legislation replaced with new WHS legislation	E

<b>AUR12 v1 Unit code and Title</b>	<b>AUR05 v4 Unit code and Title</b>	<b>Comment in relation to AUR05 v4</b>	<b>E/N</b>
		Licensing statement added to unit descriptor	
AURVTP3019 Prepare and paint plastic components	AURV330149A Prepare and paint plastic components	Unit code updated to meet policy requirements  Reference to OHS legislation replaced with new WHS legislation  Licensing statement added to unit descriptor	E
AURVTP3020 Carry out denibbing, buffing and polishing	AURV330508A Carry out denibbing, buffing and polishing	Unit code updated to meet policy requirements  Reference to OHS legislation replaced with new WHS legislation  Licensing statement added to unit descriptor	E
AURVTP3021 Restore vehicle exterior paint	AURV331987A Restore vehicle exterior paint	Unit code updated to meet policy requirements  Reference to OHS legislation replaced with new WHS legislation  Licensing statement added to unit descriptor	E
AURVTP3022 Carry out custom painting techniques	AURV332308A Carry out custom painting techniques	Unit code updated to meet policy requirements  Reference to OHS legislation replaced with new WHS	E

<b>AUR12 v1 Unit code and Title</b>	<b>AUR05 v4 Unit code and Title</b>	<b>Comment in relation to AUR05 v4</b>	<b>E/N</b>
		legislation  Licensing statement added to unit descriptor	
AURVTP3023 Mix and apply clear over-base refinishing materials in two-component systems	AURV329603CA Apply clear over base refinishing materials (two component system)	New unit replacing AURV329603CA  Elements and Performance Criteria updated to reflect mixing of paint products	N
AURVTP3024 Mix and apply clear over-base multi-layer pearl refinishing materials	AURV329603EA Apply clear over base multi layer/pearl refinishing materials	New unit replacing AURV329603EA  Elements and Performance Criteria updated to reflect mixing of paint products	N
AURVTP3025 Mix and apply water-based refinishing materials	AURV329603FA Apply water based refinishing materials	New unit replacing AURV329603FA  Elements and Performance Criteria updated to reflect mixing of paint products	N
AURVTS2006 Carry out fabrication of components	AURV224508A Carry out fabrication of components	Unit code updated to meet policy requirements  Reference to OHS legislation replaced with new WHS legislation  Licensing statement added to unit descriptor	E
AURVTS3001 Carry out wood working operations for fabrication	AURV324708A Carry out wood working operations for fabrication	Unit code updated to meet policy requirements  Reference to OHS legislation	E



<b>AUR12 v1 Unit code and Title</b>	<b>AUR05 v4 Unit code and Title</b>	<b>Comment in relation to AUR05 v4</b>	<b>E/N</b>
		replaced with new WHS legislation  Licensing statement added to unit descriptor	
AURVTS3002 Repair plugs, moulds, frames and flooring using wood materials	AURV324766A Repair plugs, moulds, frames and flooring using wood materials	Unit code updated to meet policy requirements  Reference to OHS legislation replaced with new WHS legislation  Licensing statement added to unit descriptor	E
AURVTS3003 Fabricate composite material components	AURV324823A Fabricate composite material components	Unit code updated to meet policy requirements  Reference to OHS legislation replaced with new WHS legislation  Licensing statement added to unit descriptor	E
AURVTS3004 Repair fibreglass and composite material components	AURV324866A Repair fibreglass/composite material components	Unit code updated to meet policy requirements  Minor change to unit title  Reference to OHS legislation replaced with new WHS legislation  Licensing statement added to unit descriptor	E

<b>AUR12 v1 Unit code and Title</b>	<b>AUR05 v4 Unit code and Title</b>	<b>Comment in relation to AUR05 v4</b>	<b>E/N</b>
AURVTS3005 Fabricate vehicle body panels and components		New unit	N/A
AURVTT2001 Carry out sewing repairs and alterations	AURV230608A Carry out sewing repairs and alterations	Unit code updated to meet policy requirements  Reference to OHS legislation replaced with new WHS legislation  Licensing statement added to unit descriptor	E
AURVTT2002 Carry out trim repairs and alterations	AURV230708A Carry out trim repairs and alterations	Unit code updated to meet policy requirements  Reference to OHS legislation replaced with new WHS legislation  Licensing statement added to unit descriptor	E
AURVTT2003 Remove and replace vehicle interior trim components	AURV230864A Remove and replace vehicle interior trim components	Unit code updated to meet policy requirements  Reference to OHS legislation replaced with new WHS legislation  Licensing statement added to unit descriptor	E
AURVTT2004 Trim vehicle components	AURV231208A Carry out trimming of vehicle components	Unit code updated to meet policy requirements  Minor change to unit title	E

<b>AUR12 v1 Unit code and Title</b>	<b>AUR05 v4 Unit code and Title</b>	<b>Comment in relation to AUR05 v4</b>	<b>E/N</b>
		<p>Reference to OHS legislation replaced with new WHS legislation</p> <p>Licensing statement added to unit descriptor</p>	
AURVTT2005 Select and apply trim and fabric materials	AURV231268A Select and apply trim/fabric materials and determine attachment methods	<p>Unit code updated to meet policy requirements</p> <p>Minor change to unit title</p> <p>Reference to OHS legislation replaced with new WHS legislation</p> <p>Licensing statement added to unit descriptor</p>	E
AURVTT2006 Select and apply trim and fabric adhesives	AURV231368A Select and apply trim/fabric adhesives	<p>Unit code updated to meet policy requirements</p> <p>Minor change to unit title</p> <p>Reference to OHS legislation replaced with new WHS legislation</p> <p>Licensing statement added to unit descriptor</p>	E
AURVTT2007 Clean and finish plastic trim and fittings	AURV231809AA Clean and finish plastic trim and fittings	<p>Unit code updated to meet policy requirements</p> <p>Reference to OHS legislation replaced with new WHS legislation</p>	E

<b>AUR12 v1 Unit code and Title</b>	<b>AUR05 v4 Unit code and Title</b>	<b>Comment in relation to AUR05 v4</b>	<b>E/N</b>
		Licensing statement added to unit descriptor	
AURVTT2008 Clean and finish vehicle interior trim and seats	AURV231809BA Clean and finish vehicle interior trim and seats	Unit code updated to meet policy requirements  Reference to OHS legislation replaced with new WHS legislation  Licensing statement added to unit descriptor	E
AURVTT2009 Remove and replace seats and internal fittings	AURV231964A Remove and replace seats and internal fittings	Unit code updated to meet policy requirements  Reference to OHS legislation replaced with new WHS legislation  Licensing statement added to unit descriptor	E
AURVTT3010 Remove and replace vehicle head lining	AURV330964A Remove and replace vehicle head lining	Unit code updated to meet policy requirements  Reference to OHS legislation replaced with new WHS legislation  Licensing statement added to unit descriptor	E
AURVTT3011 Repair seat frames	AURV331066A Repair seat frames	Unit code updated to meet policy requirements  Reference to OHS legislation replaced with new WHS	E

<b>AUR12 v1 Unit code and Title</b>	<b>AUR05 v4 Unit code and Title</b>	<b>Comment in relation to AUR05 v4</b>	<b>E/N</b>
		legislation  Licensing statement added to unit descriptor	
AURVTT3012 Carry out sewing operations	AURV331108A Carry out sewing operations	Unit code updated to meet policy requirements  Reference to OHS legislation replaced with new WHS legislation  Licensing statement added to unit descriptor	E
AURVTT3013 Fabricate loose and fitted covers	AURV331423AA Fabricate and install loose and fitted covers	Unit code updated to meet policy requirements  Minor change to unit title  Reference to OHS legislation replaced with new WHS legislation  Licensing statement added to unit descriptor	E
AURVTT3014 Fabricate marine covers	AURV331423BA Fabricate and install marine covers	Unit code updated to meet policy requirements  Minor change to unit title  Reference to OHS legislation replaced with new WHS legislation  Licensing statement added to	E

<b>AUR12 v1 Unit code and Title</b>	<b>AUR05 v4 Unit code and Title</b>	<b>Comment in relation to AUR05 v4</b>	<b>E/N</b>
		unit descriptor	
AURVTT3015 Fabricate canvas products	AURV331423CA Fabricate and install canvas products	Unit code updated to meet policy requirements  Minor change to unit title  Reference to OHS legislation replaced with new WHS legislation  Licensing statement added to unit descriptor	E
AURVTT3016 Fabricate frame structures	AURV331423DA Fabricate and install frame structures	Unit code updated to meet policy requirements  Minor change to unit title  Reference to OHS legislation replaced with new WHS legislation  Licensing statement added to unit descriptor	E
AURVTT3017 Fabricate and install floor coverings	AURV331423EA Fabricate and install floor coverings	Unit code updated to meet policy requirements  Reference to OHS legislation replaced with new WHS legislation  Licensing statement added to unit descriptor	E
AURVTT3018 Fabricate and install soft top hoods	AURV331423FA Fabricate and install hoods (soft tops)	Unit code updated to meet policy requirements	E

<b>AUR12 v1 Unit code and Title</b>	<b>AUR05 v4 Unit code and Title</b>	<b>Comment in relation to AUR05 v4</b>	<b>E/N</b>
		<p>Minor change to unit title</p> <p>Reference to OHS legislation replaced with new WHS legislation</p> <p>Licensing statement added to unit descriptor</p>	
AURVTT3019 Fabricate and install canopies and curtains	AURV331423GA Fabricate and install canopies and curtains	<p>Unit code updated to meet policy requirements</p> <p>Reference to OHS legislation replaced with new WHS legislation</p> <p>Licensing statement added to unit descriptor</p>	E
AURVTT3020 Select and use leather in trimming		New unit	N/A
AURVTT3021 Select and use adhesives		New unit	N/A
AURVTV2001 Remove, replace, fit and test components and accessories	AURV232165A Remove, replace, fit and test components/accessories	<p>Unit code updated to meet policy requirements</p> <p>Minor change to unit title</p> <p>Reference to OHS legislation replaced with new WHS legislation</p> <p>Licensing statement added to unit descriptor</p>	E
AURVTW2001 Carry out	AURV281108A Carry out	Unit code updated to meet	E

<b>AUR12 v1 Unit code and Title</b>	<b>AUR05 v4 Unit code and Title</b>	<b>Comment in relation to AUR05 v4</b>	<b>E/N</b>
manual metal arc welding procedures	manual metal arc welding procedures	<p>policy requirements</p> <p>Reference to OHS legislation replaced with new WHS legislation</p> <p>Licensing statement added to unit descriptor</p>	
AURVTW2002 Carry out brazing procedures	AURV281208A Carry out brazing procedures	<p>Unit code updated to meet policy requirements</p> <p>Reference to OHS legislation replaced with new WHS legislation</p> <p>Licensing statement added to unit descriptor</p>	E
AURVTW2003 Carry out gas metal arc welding procedures	AURV281308A Carry out gas metal arc (MIG) welding procedures	<p>Unit code updated to meet policy requirements</p> <p>Minor change to unit title</p> <p>Reference to OHS legislation replaced with new WHS legislation</p> <p>Licensing statement added to unit descriptor</p>	E
AURVTW2004 Carry out gas tungsten arc welding procedures	AURV281408A Carry out gas tungsten arc (TIG) welding procedures	<p>Unit code updated to meet policy requirements</p> <p>Minor change to unit title</p> <p>Reference to OHS legislation replaced with new WHS</p>	E



<b>AUR12 v1 Unit code and Title</b>	<b>AUR05 v4 Unit code and Title</b>	<b>Comment in relation to AUR05 v4</b>	<b>E/N</b>
		legislation  Licensing statement added to unit descriptor	
AURVTW2005 Carry out spot welding procedures	AURV281508A Carry out spot welding procedures	Unit code updated to meet policy requirements  Reference to OHS legislation replaced with new WHS legislation  Licensing statement added to unit descriptor	E
AURVTW2007 Conduct oxy-acetylene, thermal heating and cutting		New unit	N/A
AURVTW2008 Carry out oxy acetylene welding, thermal cutting and thermal heating procedures	AURV223608A Carry out oxy acetylene welding, thermal cutting and thermal heating procedures	Unit code updated to meet policy requirements  Reference to OHS legislation replaced with new WHS legislation  Licensing statement added to unit descriptor	E
AURVTW3006 Carry out thermoplastic welding procedures	AURV323908A Carry out thermoplastic welding procedures	Unit code updated to meet policy requirements  Reference to OHS legislation replaced with new WHS legislation  Licensing statement added to unit descriptor	E

## Overview

### What is a Training Package?

A Training Package is an integrated set of nationally endorsed competency standards, assessment guidelines and Australian Qualifications Framework (AQF) qualifications for a specific industry, industry sector or enterprise.

Each Training Package:

- provides a consistent and reliable set of components for training, recognising and assessing people's skills, and may also have optional support materials
- enables nationally recognised qualifications to be awarded through direct assessment of workplace competencies
- encourages the development and delivery of flexible training which suits individual and industry requirements
- encourages learning and assessment in a work-related environment which leads to verifiable workplace outcomes.

### How do Training Packages fit within the National Skills Framework?

The National Skills Framework applies nationally, is endorsed by the Ministerial Council for Vocational and Technical Education, and comprises the Australian Quality Training Framework 2010 (AQTF 2010), and Training Packages endorsed by the National Quality Council (NQC).

### How are Training Packages developed?

Training Packages are developed by Industry Skills Councils or enterprises to meet the identified training needs of specific industries or industry sectors. To gain national endorsement of Training Packages, developers must provide evidence of extensive research, consultation and support within the industry area or enterprise.

### How do Training Packages encourage flexibility?

Training Packages describe the skills and knowledge needed to perform effectively in the workplace without prescribing how people should be trained.

Training Packages acknowledge that people can achieve vocational competency in many ways by emphasising what the learner can do, not how or where they learned to do it. For example, some experienced workers might be able to demonstrate competency against the units of competency, and even gain a qualification, without completing a formal training program.

With Training Packages, assessment and training may be conducted at the workplace, off-the-job, at a training organisation, during regular work, or through work experience, work placement, work simulation or any combination of these.

### Who can deliver and assess using Training Packages?

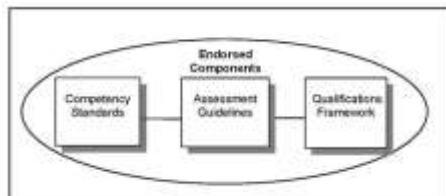
Training and assessment using Training Packages must be conducted by a Registered Training Organisation (RTO) that has the qualifications or specific units of competency on its scope of registration, or that works in partnership with another RTO, as specified in the AQTF 2010.

## Training Package Components

Training Packages are made up of mandatory components endorsed by the NQC, and optional support materials.

## Training Package Endorsed Components

The nationally endorsed components include the Competency Standards, Assessment Guidelines and Qualifications Framework. These form the basis of training and assessment in the Training Package and, as such, they must be used.



### Competency Standards

Each unit of competency identifies a discrete workplace requirement and includes the knowledge and skills that underpin competency as well as language, literacy and numeracy; and occupational health and safety requirements. The units of competency must be adhered to in training and assessment to ensure consistency of outcomes.

### Assessment Guidelines

The Assessment Guidelines provide an industry framework to ensure all assessments meet industry needs and nationally agreed standards as expressed in the Training Package and the AQTF 2010. The Assessment Guidelines must be followed to ensure the integrity of assessment leading to nationally recognised qualifications.


### Qualifications Framework

Each Training Package provides details of those units of competency that must be achieved to award AQF qualifications. The rules around which units of competency can be combined to make up a valid AQF qualification in the Training Package are referred to as the 'packaging rules'. The packaging rules must be followed to ensure the integrity of nationally recognised qualifications issued.

## Training Package Support Materials

The endorsed components of Training Packages are complemented and supported by optional support materials that provide for choice in the design of training and assessment to meet the needs of industry and learners.

Training Package support materials can relate to single or multiple units of competency, an industry sector, a qualification or the whole Training Package. They tend to fall into one or more of the categories illustrated below.



Training Package support materials are produced by a range of stakeholders such as RTOs, individual trainers and assessors, private and commercial developers and Government agencies.

## Training Package, Qualification and Unit of Competency Codes

There are agreed conventions for the national codes used for Training Packages and their components. Always use the correct codes, exactly as they appear in the Training Package, **and with the code always before the title.**

### Training Package Codes

Each Training Package has a unique five-character national code assigned when the Training Package is endorsed, for example XYZ08. The first three characters are letters identifying the Training Package industry coverage and the last two characters are numbers identifying the year of endorsement.

### Qualification Codes

Within each Training Package, each qualification has a unique eight-character code, for example XYZ10108. Qualification codes are developed as follows:

- the first three letters identify the Training Package;
- the first number identifies the qualification level (noting that, in the qualification titles themselves, arabic numbers are **not** used);
- the next two numbers identify the position in the sequence of the qualification at that level; and
- the last two numbers identify the year in which the qualification was endorsed. (Where qualifications are added after the initial Training Package endorsement, the last two numbers may differ from other Training Package qualifications as they identify the year in which those particular qualifications were endorsed.)

### Unit of Competency Codes

Within each Training Package, each unit of competency has a unique code. Unit of competency codes are assigned when the Training Package is endorsed, or when new units of competency are added to an existing endorsed Training Package. Unit codes are developed as follows:

- a typical code is made up of 12 characters, normally a mixture of uppercase letters and numbers, as in AURAAA2001
- the first three characters signify the Training Package – Automotive Industry Retail, Service and Repair Training Package – in the above example and up to eight characters, relating to an industry sector, function or skill area, follow;
- the last character is always a letter and identifies the unit of competency version. An ‘A’ at the end of the code indicates that this is the original unit of competency. ‘B’, or another incremented version identifier means that minor changes have been made. Typically this would mean that wording has changed in the range statement or evidence guide, providing clearer intent; and
- where changes are made that alter the outcome, a new code is assigned and the title is changed.

## **Training Package, Qualification and Unit of Competency Titles**

There are agreed conventions for titling Training Packages and their components. Always use the correct titles, exactly as they appear in the Training Package, and with the code always placed before the title.

### **Training Package Titles**

The title of each endorsed Training Package is unique and relates the Training Packages broad industry coverage.

### **Qualification Titles**

The title of each endorsed Training Package qualification is unique. Qualification titles use the following sequence:

- first, the qualification is identified as either Certificate I, Certificate II, Certificate III, Certificate IV, Diploma, Advanced Diploma, Vocational Graduate Certificate, or Vocational Graduate Diploma;
- this is followed by the words 'in' for Certificates I to IV, and 'of' for Diploma, Advanced Diploma, Vocational Graduate Certificate and Vocational Graduate Diploma;
- then, the industry descriptor, for example Telecommunications; and
- then, if applicable, the occupational or functional stream in brackets, for example (Computer Systems).

For example: AUR10112 Certificate I in Automotive Vocational Preparation.

### **Unit of Competency Titles**

Each unit of competency title is unique. Unit of competency titles describe the competency outcome concisely, and are written in sentence case.

For example: AURAFA2001 Use numbers in an automotive workplace

## **Introduction to the AUR12 Automotive Industry Retail, Service and Repair Training Package**

Qualification requirements are such that flexibility occurs whilst providing rigor in the core competencies of a qualification to ensure clear occupational outcomes. Logical qualification pathways for individual industry sectors through to Diploma level have been identified that ensure coverage of advanced levels in technology and management.

Environmental units of competency have been developed to ensure an increase in complexity and responsibility through AQF levels while exposure to key environmental considerations is included in all qualifications.

While every attempt was made to provide consistency in numbers of units across each AQF level within the various sectors, this was simply not possible. Some variation does exist but this is justified following agreement from key stakeholders that the groups of units of competency cover the level and breadth of the occupations that the qualifications serve.

Overall, the number of qualifications is 56, with the number of automotive-specific units of competency being 618. The number of imported units of competency is 92.

Specific VET in Schools and pre-apprenticeship qualifications have been developed in this Training Package, with the focus being on industry ‘taster’ and foundation skills units of competency. It was the strong opinion of industry that there needed to be qualifications for VET in Schools and pre-apprenticeship that had a strong emphasis on providing an understanding of the industry and preparing individuals to successfully transition to work. It was felt that qualifications in the past had focused on credit transfer rather than vocational preparation.

Significant changes have been made to the unit of competency codes. The unit codes now consist of 10 characters; for example AURETH3001. The first three characters signify the Training Package – AUR12 Automotive Industry Retail, Service and Repair Training Package. The fourth character, the industry sector, E – Electrical. The fifth and sixth character identifies the areas, TH – Technical – Hybrid Vehicle and Battery Electric Vehicle. The seventh character, the AQF level of the qualification where the unit of competency first appears, 3 – AQF3. The last three characters identifies the position in the sequence of competencies in the same industry sector, 001 - the first unit in the sequence.

The table below describes the new codes used for the units of competency.

#### Unit of Competency Code Descriptor

Field of Competency		Sector – First Letter		Area – Second Letter	
Common	AURA	Administration	A	Not assigned	A
Bicycle	AURB	Support and Logistics	B	Brakes	B
Electrical	AURE	Sales and Marketing	C	Cooling Systems	C
Manufacturing - Passenger Vehicle	AURF	Officiating	D	Steering and Suspension	D
Manufacturing - Bus, Truck and Trailer	AURG	Environment	E	Engines	E
Mechanical - Heavy Vehicle	AURH	Foundation Skills	F	Fuel systems	F
Mechanical - Motorcycle	AURJ	Not Assigned	G	Glazing	G
Mechanical – Mobile Plant	AURK	Information Technology	K	Hybrid Vehicle and Battery Electric Vehicle	H
Mechanical - Light	AURL	Regulatory or Legal	L	Wheels and Tyres	J

Field of Competency		Sector – First Letter		Area – Second Letter	
Vehicle					
Motorsport	AURM	Management, Leadership and Supervision	M	Tools and Equipment	K
Mechanical - Lifting Equipment	AURN	Loss Assessment or Repair Quoting	N	Alternative Fuels	L
Outdoor Power Equipment	AURP	Quality	Q	Manufacture	M
Marine	AURR	Health and Safety	S	Body	N
Sales and Parts, Administration and Management	AURS	Technical	T	Paint	P
Mechanical Miscellaneous	AURT			Driveline and Final Drives	Q
Vehicle Body	AURV			Electrical and Electronic	R
				Fabrication	S
				Trimming and Upholstery	T
				Air Conditioning and HVAC	U
				Accessories	V
				Welding, Grinding, Machining and Soldering	W
				Transmission	X
				Chassis and Frame	Y
				Emission and Exhaust	Z

### Benefits of the Retail, Service and Repair Training Package

- Focuses on outcomes, not delivery methods.

- Provides a framework for the recognition of employee skills regardless of how those skills were developed.
- Provides transferable, recognised qualifications across industry and states/territories.
- Assists industry to develop job profiles.
- Assists training organisations and employers to design training plans.
- Enables access to New Apprenticeship arrangements in sectors and occupations not previously covered.
- Assists training and assessment providers to develop training resources to achieve nationally recognised outcomes
- Provides clear qualifications pathways
- Aligns to contemporary occupational job roles and titles.

## **Introduction to the Industry**

### **Automotive Industry Retail, Service and Repair**

The Automotive Industry Retail, Service and Repair (RS&R) Training Package is one of two Automotive Industry Training Packages:

AUM12 Automotive Manufacturing Training Package

AUR12 Automotive Industry Retail, Service and Repair Training Package.

The automotive industry is crucial to Australia's economy. Australia is only one of thirteen countries with the capability to design, engineer and produce vehicles from start to finish. The Australian vehicle market is also one of the most open and competitive in the world.

The automotive industry encompasses a wide range of activities including:

- Motor Vehicle and Motor Vehicle Parts Manufacturing
- Motor Vehicle and Motor Vehicle Parts Wholesaling
- Automotive Retailing, Servicing and Repair
- Fuel Retailing
- Supply of Aftermarket Equipment
- Vehicle Recycling and Disposal
- Motorsport
- Outdoor Power Equipment
- Agricultural Machinery and Equipment
- Bicycles
- Recreational Boating



Annual turnover in aggregate for the automotive industry is estimated at approximately \$208.1 billion for 2010-11. This is largely comprised of sales and service income. The largest portion of annual turnover is recorded by the Motor Vehicle and Parts Retailing sector at \$61 billion, followed by Motor Vehicle and Parts Wholesaling (\$49.1 billion) and Fuel Retailing (\$37 billion).

Total employment within the automotive industry for the 2011-12 financial year is estimated at 371,590 people. The majority of these people (129,500 or 34.9%) are employed within Automotive Repair and Maintenance. This is followed by Motor Vehicle and Parts Retailing (96,500 or 26%) and Motor Vehicle and Parts Manufacturing (49,500 or 13.3%).

Victoria has the largest number of people employed in the automotive industry (100,000 people) followed by New South Wales (90,000 people) and Queensland (64,750). The ACT and the Northern Territory have the smallest automotive workforces (2,750 and 3,500 people respectively).

This Training Package is aimed at satisfying the training needs of RS&R sector of the automotive industry, including occupational areas covering:

Automotive Retailing, Servicing and Repair

- Fuel Retailing
- Supply of Aftermarket Equipment
- Vehicle Recycling and Disposal
- Motorsport
- Outdoor Power Equipment
- Agricultural Machinery and Equipment
- Bicycles
- Recreational Boating.

This Training Package covers the breadth of the automotive retail service and repair industry and related areas mentioned above.

On average more than 1,000,000 new vehicles have been sold in Australia every year since 2006, with car registrations having increased by over 2,000,000 in the same time period. This is placing immense pressure on the skill requirements of those involved in service, maintenance and repair.

## Qualifications Framework

### The Australian Qualifications Framework

#### What is the Australian Qualifications Framework?

A brief overview of the Australian Qualifications Framework (AQF) follows. For a full explanation of the AQF, see the *AQF Implementation Handbook*.

[http://www.aqf.edu.au/Portals/0/Documents/Handbook/AQF\\_Handbook\\_07.pdf](http://www.aqf.edu.au/Portals/0/Documents/Handbook/AQF_Handbook_07.pdf)

The AQF provides a comprehensive, nationally consistent framework for all qualifications in post-compulsory education and training in Australia. In the vocational education and training (VET) sector it assists national consistency for all trainees, learners, employers and providers by enabling national recognition of qualifications and Statements of Attainment.

Training Package qualifications in the VET sector must comply with the titles and guidelines of the AQF. Endorsed Training Packages provide a unique title for each AQF qualification which must always be reproduced accurately.

## **Qualifications**

Training Packages can incorporate the following eight AQF qualifications.

- Certificate I in ...
- Certificate II in ...
- Certificate III in ...
- Certificate IV in ...
- Diploma of ...
- Advanced Diploma of ...
- Vocational Graduate Certificate of ...
- Vocational Graduate Diploma of ...

On completion of the requirements defined in the Training Package, a Registered Training Organisation (RTO) may issue a nationally recognised AQF qualification. Issuance of AQF qualifications must comply with the advice provided in the *AQF Implementation Handbook* and the AQTF 2010 *Essential Standards for Initial and Continuing Registration*.

## **Statement of Attainment**

A Statement of Attainment is issued by a Registered Training Organisation when an individual has completed one or more units of competency from nationally recognised qualification(s)/courses(s). Issuance of Statements of Attainment must comply with the advice provided in the current *AQF Implementation Handbook* and the AQTF 2010 *Essential Standards for Initial and Continuing Registration*.

Under the AQTF 2010, RTOs must recognise the achievement of competencies as recorded on a qualification or Statement of Attainment issued by other RTOs. Given this, recognised competencies can progressively build towards a full AQF qualification.

## **AQF Guidelines and Learning Outcomes**

The *AQF Implementation Handbook* provides a comprehensive guideline for each AQF qualification. A summary of the learning outcome characteristics and their distinguishing features for each VET related AQF qualification is provided below.

### **Certificate I**

#### *Characteristics of Learning Outcomes*

Breadth, depth and complexity of knowledge and skills would prepare a person to perform a defined range of activities most of which may be routine and predictable.

Applications may include a variety of employment related skills including preparatory access and participation skills, broad-based induction skills and/or specific workplace skills. They may also include participation in a team or work group.

#### *Distinguishing Features of Learning Outcomes*

Do the competencies enable an individual with this qualification to:

- demonstrate knowledge by recall in a narrow range of areas;
- demonstrate basic practical skills, such as the use of relevant tools;
- perform a sequence of routine tasks given clear direction
- receive and pass on messages/information.

### **Certificate II**

#### *Characteristics of Learning Outcomes*

Breadth, depth and complexity of knowledge and skills would prepare a person to perform in a range of varied activities or knowledge application where there is a clearly defined range of contexts in which the choice of actions required is usually clear and there is limited complexity in the range of operations to be applied.

Performance of a prescribed range of functions involving known routines and procedures and some accountability for the quality of outcomes.

Applications may include some complex or non-routine activities involving individual responsibility or autonomy and/or collaboration with others as part of a group or team.

#### *Distinguishing Features of Learning Outcomes*

Do the competencies enable an individual with this qualification to:

- demonstrate basic operational knowledge in a moderate range of areas;
- apply a defined range of skills;
- apply known solutions to a limited range of predictable problems;
- perform a range of tasks where choice between a limited range of options is required;
- assess and record information from varied sources;
- take limited responsibility for own outputs in work and learning.

### **Certificate III**

#### *Characteristics of Learning Outcomes*

Breadth, depth and complexity of knowledge and competencies would cover selecting, adapting and transferring skills and knowledge to new environments and providing technical advice and some leadership in resolution of specified problems. This would be applied across a range of roles in a variety of contexts with some complexity in the extent and choice of options available.

Performance of a defined range of skilled operations, usually within a range of broader related activities involving known routines, methods and procedures, where some discretion and judgement is required in the selection of equipment, services or contingency measures and within known time constraints.

Applications may involve some responsibility for others. Participation in teams including group or team co-ordination may be involved.

#### *Distinguishing Features of Learning Outcomes*

Do the competencies enable an individual with this qualification to:

- demonstrate some relevant theoretical knowledge
- apply a range of well-developed skills
- apply known solutions to a variety of predictable problems
- perform processes that require a range of well-developed skills where some discretion and judgement is required
- interpret available information, using discretion and judgement
- take responsibility for own outputs in work and learning
- take limited responsibility for the output of others.

### **Certificate IV**

#### *Characteristics of Learning Outcomes*

Breadth, depth and complexity of knowledge and competencies would cover a broad range of varied activities or application in a wider variety of contexts most of which are complex and non-routine. Leadership and guidance are involved when organising activities of self and others as well as contributing to technical solutions of a non-routine or contingency nature.

Performance of a broad range of skilled applications including the requirement to evaluate and analyse current practices, develop new criteria and procedures for performing current practices and provision of some leadership and guidance to others in the application and planning of the skills. Applications involve responsibility for, and limited organisation of, others.

#### *Distinguishing Features of Learning Outcomes*

Do the competencies enable an individual with this qualification to:

- demonstrate understanding of a broad knowledge base incorporating some theoretical concepts
- apply solutions to a defined range of unpredictable problems
- identify and apply skill and knowledge areas to a wide variety of contexts, with depth in some areas
- identify, analyse and evaluate information from a variety of sources
- take responsibility for own outputs in relation to specified quality standards
- take limited responsibility for the quantity and quality of the output of others.

## Diploma

### *Characteristics of Learning Outcomes*

Breadth, depth and complexity covering planning and initiation of alternative approaches to skills or knowledge applications across a broad range of technical and/or management requirements, evaluation and co-ordination.

The self directed application of knowledge and skills, with substantial depth in some areas where judgment is required in planning and selecting appropriate equipment, services and techniques for self and others.

Applications involve participation in development of strategic initiatives as well as personal responsibility and autonomy in performing complex technical operations or organising others. It may include participation in teams including teams concerned with planning and evaluation functions. Group or team co-ordination may be involved.

The degree of emphasis on breadth as against depth of knowledge and skills may vary between qualifications granted at this level.

### *Distinguishing Features of Learning Outcomes*

Do the competencies or learning outcomes enable an individual with this qualification to:

- demonstrate understanding of a broad knowledge base incorporating theoretical concepts, with substantial depth in some areas
- analyse and plan approaches to technical problems or management requirements
- transfer and apply theoretical concepts and/or technical or creative skills to a range of situations
- evaluate information, using it to forecast for planning or research purposes
- take responsibility for own outputs in relation to broad quantity and quality parameters
- take some responsibility for the achievement of group outcomes.

## Advanced Diploma

### *Characteristics of Learning Outcomes*

Breadth, depth and complexity involving analysis, design, planning, execution and evaluation across a range of technical and/or management functions including development of new criteria or applications or knowledge or procedures.

The application of a significant range of fundamental principles and complex techniques across a wide and often unpredictable variety of contexts in relation to either varied or highly specific functions. Contribution to the development of a broad plan, budget or strategy is involved and accountability and responsibility for self and others in achieving the outcomes is involved.

Applications involve significant judgement in planning, design, technical or leadership/guidance functions related to products, services, operations or procedures.

The degree of emphasis on breadth as against depth of knowledge and skills may vary between qualifications granted at this level.

### *Distinguishing Features of Learning Outcomes*

Do the competencies or learning outcomes enable an individual with this qualification to:

- demonstrate understanding of specialised knowledge with depth in some areas
- analyse, diagnose, design and execute judgements across a broad range of technical or management functions
- generate ideas through the analysis of information and concepts at an abstract level
- demonstrate a command of wide-ranging, highly specialised technical, creative or conceptual skills
- demonstrate accountability for personal outputs within broad parameters
- demonstrate accountability for personal and group outcomes within broad parameters.

### **Vocational Graduate Certificate**

#### *Characteristics of competencies or learning outcomes*

- The self-directed development and achievement of broad and specialised areas of knowledge and skills, building on prior knowledge and skills.
- Substantial breadth and complexity involving the initiation, analysis, design, planning, execution and evaluation of technical and management functions in highly varied and highly specialised contexts.
- Applications involve making significant, high-level, independent judgements in major broad or planning, design, operational, technical and management functions in highly varied and specialised contexts. They may include responsibility and broad-ranging accountability for the structure, management and output of the work or functions of others.
- The degree of emphasis on breadth, as opposed to depth, of knowledge and skills may vary between qualifications granted at this level.

#### *Distinguishing features of learning outcomes*

- Demonstrate the self-directed development and achievement of broad and specialised areas of knowledge and skills, building on prior knowledge and skills.
- Initiate, analyse, design, plan, execute and evaluate major broad or technical and management functions in highly varied and highly specialised contexts.
- Generate and evaluate ideas through the analysis of information and concepts at an abstract level.
- Demonstrate a command of wide-ranging, highly specialised technical, creative or conceptual skills in complex contexts.
- Demonstrate responsibility and broad-ranging accountability for the structure, management and output of the work or functions of others.

## **Vocational Graduate Diploma**

### *Characteristics of competencies or learning outcomes*

- The self-directed development and achievement of broad and specialised areas of knowledge and skills, building on prior knowledge and skills.
- Substantial breadth, depth and complexity involving the initiation, analysis, design, planning, execution and evaluation of major functions, both broad and highly specialised, in highly varied and highly specialised contexts.
- Further specialisation within a systematic and coherent body of knowledge.
- Applications involve making high-level, fully independent, complex judgements in broad planning, design, operational, technical and management functions in highly varied and highly specialised contexts. They may include full responsibility and accountability for all aspects of work and functions of others, including planning, budgeting and strategy development.
- The degree of emphasis on breadth, as opposed to depth, of knowledge and skills may vary between qualifications granted at this level.

### *Distinguishing features of learning outcomes*

- Demonstrate the self-directed development and achievement of broad and highly specialised areas of knowledge and skills, building on prior knowledge and skills.
- Initiate, analyse, design, plan, execute and evaluate major functions, both broad and within highly varied and highly specialised contexts.
- Generate and evaluate complex ideas through the analysis of information and concepts at an abstract level.
- Demonstrate an expert command of wide-ranging, highly specialised, technical, creative or conceptual skills in complex and highly specialised or varied contexts.
- Demonstrate full responsibility and accountability for personal outputs.
- Demonstrate full responsibility and accountability for all aspects of the work or functions of others, including planning, budgeting and strategy.

## **Qualifications and Packaging Rules**

### **AUR12 Qualifications**

Qualification requirements from Certificate I to Diploma have been altered, in some cases significantly, however, more importantly, they allow for flexibility while the creation of descriptors within qualifications provide specialisation as appropriate.

While some variation occurs in numbers of units of competency across qualifications, occupational descriptors align with the descriptions provided by the AQF at various levels.

### **VET in Schools**

The delivery and assessment of competence under this package is seen as appropriately designed for VET in Schools and these programs are to be encouraged.

However, due to the requirement to demonstrate competence, it may be difficult for a school to assess and award qualifications within AUR12, except in close partnerships with other RTOs or organisations within the industry. The Certificate I and Certificate II in Automotive Vocational Preparation has been designed to better suit VET in Schools and pre-apprenticeship delivery.

### **Transition Arrangements**

Qualifications achieved from AUR05 will be recognised.

People who have attained units of competency from AUR05, should be granted equivalent units of competency in AUR12, hence, credit towards a full AUR12 qualification may be achievable dependant on competencies attained under the relevant AUR05 qualification. A comprehensive mapping from AUR05 to AUR12 is included in the Training Package.

### **AUR12 Assessment Criteria**

AUR12 has adopted the mandatory Assessment Guidelines, which provide the endorsed framework for assessment of units of competency in this Training Package. They are designed to ensure that assessment is consistent with the AQTF 2010. Assessments against units of competency in this Training Package must be carried out in accordance with these Assessment Guidelines.

Additional assessment advice is provided below with regard to simulated workplace environments. Some emphasis has been given to the establishment of partnerships in delivery and assessment to ensure satisfactory demonstration of workplace competence. This section provides an overview of the requirements for assessment when using the AUR12 Training Package, including a summary of the AQTF 2010 requirements, licensing/registration requirements, and assessment pathways.

### **Assessment in the Automotive Industry**

The automotive industry considers skills and knowledge demonstrated in a real workplace environment to be of great importance. While assessment of the units of competency in the AUR12 Training Package can be carried out in a simulated work environment, the industry strongly recommends that assessment of skills acquired is conducted under partnership arrangement in the workplace.

Assessment of competence requires the collection of evidence which should be conducted over a period of time. This assessment approach may include demonstration at the workplace and/or a simulated work environment to ensure that demonstration of competence is valid and reliable. The individual being assessed needs to be aware that the collection of evidence is ongoing and part of planning, conducting and reviewing the assessment process.

### **Simulated Work Environment**

The AUR12 Training Package defines Simulated Work Environment as a model of convenience that is established to resemble the real thing which is for training purposes only.

Should it be necessary to conduct competency-based training and/or assessment in a simulated work environment and/or worksite, both the environment and/or worksite must resemble the real circumstances according to the task required to be assessed. These tasks should not be interpreted as being projects that are related to the off-the-job training outcomes rather than skills acquired within any given competency standard.



Units of competency from the AUR12 Training Package should wherever possible be assessed in a work environment. Where this is not possible assessment may occur in a simulated work environment.

A simulated work environment may be required for the following reasons:

- the candidate may not have access to a workplace (e.g. Certificate I qualification, which is targeted at VET in Schools)
- the workplace may not use the relevant skill, equipment or process
- conducting assessments may be disruptive or interfere with work requirements, for example, there may be ethical, privacy or confidentiality issues to consider
- it may not be appropriate to apply the skills in the workplace due to potential risks, such as workplace health and safety (WHS) or equipment being damaged.

In order to be valid and reliable, the simulated work environment must closely resemble what occurs in a real work environment. The simulated work environment should involve a range of activities that reflect real work experience.

It is critical that when a simulated work environment is being set up that the assessor is thoroughly familiar with the units of competence as well as experienced in the current circumstances of the work.

In deciding whether a simulation or an assessment environment has been adequately set up, the following questions should be considered. Are there opportunities to:

- test the full range of equipment?
- use up to date equipment and software?
- reflect times and deadlines?
- show the complexity of dealing with multiple tasks?
- involve prioritizing among competing tasks?
- deal with customers, including difficult ones?
- work with others in a team?
- communicate with diverse groups?
- find, discuss and test solutions to problems?
- explore health and safety issues?
- answer practically oriented, applied knowledge questions?
- show the level of written and verbal expression sufficient for the work requirements?

### **Supporting Integrated Training Delivery and Assessment**

As a general principle, the automotive industry supports the integration of units of competency for assessment, where practical, as this reflects real work practices.

An integrated approach to assessment brings together a number of units of competency, which reflect actual workplace requirements. For example, an employee working in an automotive environment would complete a number of interrelated repair/sales and WHS tasks together, not simply one individual task at a time. An integrated assessment activity would be designed to collect evidence for a number of units together rather than designing one assessment activity for each individual element or performance criteria.

Where both training and assessment are required, the industry supports an approach which provides for off-the-job training combined with assessment of the application of skills and knowledge in a real work situation.

The AUR12 Training Package defines on-the-job assessment as that which occurs within the normal operation of the business. The industry considers it important that candidates should have the opportunity to develop competence through structured learning programs which include assessing in the workplace.

It would be expected that where an integrated assessment approach is implemented that several integrated assessments would be necessary to cover the breadth and complexity of the qualification, at Certificate II and above.

The context of the assessment, the role of the candidate and the complexity of the task will influence how many units of competence may be integrated.

### **Benchmarks for Assessment**

Assessment within the National Skills Framework is the process of collecting evidence and making judgements about whether competency has been achieved to confirm whether an individual can perform to the standards expected in the workplace, as expressed in the relevant endorsed unit of competency.

In the areas of work covered by the AUR12 Training Package, the endorsed units of competency are the benchmarks for assessment. As such, they provide the basis for nationally recognised Australian Qualifications Framework (AQF) qualifications and Statements of Attainment issued by RTOs.

### **Employability Skills**

The definition of employability skills is "skills required not only to gain employment, but also to progress within an enterprise so as to achieve one's potential and contribute successfully to enterprise strategic directions". Employability skills are also sometimes referred to as generic skills, capabilities or key competencies.

The Employability Skills Framework identifies eight Employability Skills:

- communication
- teamwork
- problem solving
- initiative and enterprise
- planning and organising
- self-management
- learning
- technology.

These Employability Skills can be further described for particular occupational and industry contexts by sets of facets. Together these form the Employability Skills Framework below.

### **Employability Skills Framework**

<b>Skill</b>	<b>Facets</b> Aspects of the skill that employers identify as important. The nature and application of these facets will vary depending on industry and job type.
<b>Communication</b> that contributes to productive and harmonious relations across employees and customers	<ul style="list-style-type: none"> <li>• listening and understanding</li> <li>• speaking clearly and directly</li> <li>• writing to the needs of the audience</li> <li>• negotiating responsively</li> <li>• reading independently</li> <li>• empathising</li> <li>• using numeracy effectively</li> <li>• understanding the needs of internal and external customers</li> <li>• persuading effectively</li> <li>• establishing and using networks</li> <li>• being assertive</li> <li>• sharing information</li> <li>• speaking and writing in languages other than English</li> </ul>
<b>Teamwork</b> that contributes to productive working relationships and outcomes	<ul style="list-style-type: none"> <li>• working across different ages irrespective of gender, race, religion or political persuasion</li> <li>• working as an individual and as a member of a team</li> <li>• knowing how to define a role as part of the team</li> <li>• applying teamwork to a range of situations e.g. futures planning and crisis problem solving</li> <li>• identifying the strengths of team members</li> <li>• coaching and mentoring skills, including giving feedback</li> </ul>
<b>Problem solving</b> that contributes to productive outcomes	<ul style="list-style-type: none"> <li>• developing creative, innovative and practical solutions</li> <li>• showing independence and initiative in identifying and solving problems</li> <li>• solving problems in teams</li> <li>• applying a range of strategies to problem solving</li> <li>• using mathematics, including budgeting and financial management to solve problems</li> <li>• applying problem-solving strategies across a range of areas</li> <li>• testing assumptions, taking into account the context of data and circumstances</li> <li>• resolving customer concerns in relation to complex project issues</li> </ul>
<b>Initiative and enterprise</b> that contribute to innovative outcomes	<ul style="list-style-type: none"> <li>• adapting to new situations</li> <li>• developing a strategic, creative and long-term vision</li> <li>• being creative</li> <li>• identifying opportunities not obvious to others</li> <li>• translating ideas into action</li> </ul>

<b>Skill</b>	<b>Facets</b> Aspects of the skill that employers identify as important. The nature and application of these facets will vary depending on industry and job type.
	<ul style="list-style-type: none"> <li>generating a range of options</li> <li>initiating innovative solutions</li> </ul>
<b>Planning and organising</b> that contribute to long and short-term strategic planning	<ul style="list-style-type: none"> <li>managing time and priorities - setting time lines, coordinating tasks for self and with others</li> <li>being resourceful</li> <li>taking initiative and making decisions</li> <li>adapting resource allocations to cope with contingencies</li> <li>establishing clear project goals and deliverables</li> <li>allocating people and other resources to tasks</li> <li>planning the use of resources, including time management</li> <li>participating in continuous improvement and planning processes</li> <li>developing a vision and a proactive plan to accompany it</li> <li>predicting - weighing up risk, evaluating alternatives and applying evaluation criteria</li> <li>collecting, analysing and organising information</li> <li>understanding basic business systems and their relationships</li> </ul>
<b>Self-management</b> that contributes to employee satisfaction and growth	<ul style="list-style-type: none"> <li>having a personal vision and goals</li> <li>evaluating and monitoring own performance</li> <li>having knowledge and confidence in own ideas and visions</li> <li>articulating own ideas and visions</li> <li>taking responsibility</li> </ul>
<b>Learning</b> that contributes to ongoing improvement and expansion in employee and company operations and outcomes	<ul style="list-style-type: none"> <li>managing own learning</li> <li>contributing to the learning community at the workplace</li> <li>using a range of mediums to learn - mentoring, peer support and networking, IT and courses</li> <li>applying learning to technical issues (e.g. learning about products) and people issues (e.g. interpersonal and cultural aspects of work)</li> <li>having enthusiasm for ongoing learning</li> <li>being willing to learn in any setting - on and off the job</li> <li>being open to new ideas and techniques</li> <li>being prepared to invest time and effort in learning new skills</li> <li>acknowledging the need to learn in order to accommodate change</li> </ul>
<b>Technology</b> that contributes to the effective carrying out of tasks	<ul style="list-style-type: none"> <li>having a range of basic IT skills</li> <li>applying IT as a management tool</li> <li>using IT to organise data</li> <li>being willing to learn new IT skills</li> </ul>

Skill	Facets Aspects of the skill that employers identify as important. The nature and application of these facets will vary depending on industry and job type.
	<ul style="list-style-type: none"> <li>• having the WHS knowledge to apply technology</li> <li>• having the appropriate physical capacity</li> </ul>

## Employability Skills Summary

An Employability Skills Summary exists for each qualification. Summaries provide a lens through which to view Employability Skills at the qualification level and capture the key aspects or facets of the Employability Skills that are important to the job roles covered by the qualification. Summaries are designed to assist trainers and assessors to identify and include important industry application of Employability Skills in learning and assessment strategies.

The following is important information for trainers and assessors about Employability Skills Summaries.

- Employability Skills Summaries provide examples of how each skill is applicable to the job roles covered by the qualification.
- Employability Skills Summaries contain general information about industry context which is further explained as measurable outcomes of performance in the units of competency in each qualification.
- The detail in each Employability Skills Summary will vary depending on the range of job roles covered by the qualification in question.
- Employability Skills Summaries are not exhaustive lists of qualification requirements or checklists of performance (which are separate assessment tools that should be designed by trainers and assessors after analysis at the unit level).
- Employability Skills Summaries contain information that may also assist in building learners' understanding of industry and workplace expectations.

## Industry requirements for Employability Skills

Employability Skills Summaries have been developed for each AUR12 qualification.

## Environmental Issues

Underpinning the assessment process is the notion that workplace performance should lead to viable and sustainable enterprises or organisations. This covers profitability, sustainability and observance of good industry practices. These themes have been incorporated into the units of competency and are therefore an essential component of the assessment process.

Many work practices in the automotive industry can have either positive or negative environmental impacts that the assessor should be aware of and incorporate into judgments, when assessing evidence.

For example, negative work practices can include:

- inappropriate WHS clothing and equipment
- inappropriate recycling of materials
- failing to carry out the safe disposal of chemicals, oils, greases, solvents and packaging materials.

Positive work practices can include:

- installing and using effluent disposal systems
- use of masks, overalls and gloves to protect employees
- installation of exhaust and other systems to reduce air pollutant.

Those being assessed at the higher qualification levels are responsible for the development of processes, strategies, procedures and controls. Those at lower levels have responsibility to act on, observe and report on processes, strategies, procedures and controls.

Questioning strategies can be used during assessment to ascertain whether a candidate is working towards enterprise viability and sustainability and is minimising environmental impacts.

Open-ended questions like those below can assist in making this judgment.

- What are the main environmental issues surrounding your workplace?
- How and why do these environmental issues occur?
- What current work practices can have a negative impact on the environment?
- How do you minimise environmental impacts in your workplace?
- What current work practices have been adopted to limit negative impacts on the environment?
- How are staff informed about what constitutes good environmental practice?

Finally, evidence presented for assessment should indicate the application of good environmental practice in operational tasks and in planning and management. Where this is not obvious, assessors should require further evidence to be submitted that illustrates adherence to environmental principles and practices.

### **Language, Literacy and Numeracy**

Automotive RS&R units of competency have been developed to accommodate varying language, literacy and numeracy capabilities. The required levels of language, literacy and numeracy will be outlined in these standards. Fairness in assessment means that where high levels of language, literacy and numeracy are not integral to successful completion of a work function (i.e. unit of competency); the assessment should provide alternatives for determining a person's competence. For a person with low levels of language, literacy and numeracy, this could include:

- oral questioning rather than written tests or project work
- arranging for a supervisor or colleague to assist in the evidence gathering and even the evidence interview
- the use of signs and gestures rather than words where there exists a language barrier
- less reliance on written work in favour of practical demonstration and references.

In some situations it may be possible to conduct the oral part of an assessment or to assess aspects of knowledge by using a language other than English.

Where there is a requirement for basic language, literacy and numeracy such as in units of competence dealing with chemical use and application, then only the essential requirement for language, literacy and numeracy should be evaluated. For example, a person may be able to read relevant information in an operator's manual that will enable them to operate a particular machine in a safe manner and as required by the unit of competence. However, it would be unfair to expect them to read and understand other written material within the manual that is not relevant to the standard.

Variations in language, literacy and numeracy can result from a range of circumstances such as culture and ethnicity; educational background; and physical, learning or intellectual disabilities.

The assessor's role is not to evaluate the language, literacy and numeracy skills of the individual, but to judge whether they are able to perform the required work function to a workplace standard as defined by the units of competence. Making this judgment will often rely on the development of creative approaches to designing assessment techniques and tools that respect the diversity of language, literacy and numeracy skills in the workplace and training institutions.

### **Workplace Health and Safety**

In the automotive industry, WHS is an integral part of every work function. This has been reflected in the units of competency for the AUR12 Training Package. When assessing an individual, consideration must be made of the WHS aspects of evidence tendered for assessment.

For example, at the lower qualification levels, the identification of hazards and the use of personal protective equipment are essential requirements. Therefore, evidence for assessment should indicate that an individual not only performs the task as required, but also uses appropriate safety equipment and clothing and is capable of identifying hazards. While the wearing of appropriate personal protective equipment can be assessed by observation and demonstration, the identification of hazards may require use of written or oral questioning strategies.

Open-ended questions like those below can assist in this process:

- What things could possibly cause harm to workers in your workplace?
- What do you do when you see something that looks dangerous and may harm someone?
- How do you make sure you protect yourself from hazards in the workplace?
- What protective equipment do you use and when?

At the higher qualification levels there is a strong focus on not only identifying hazards, but also on assessing and controlling risks (adverse outcomes associated with hazards). These risks range from death, injury and illness, to financial loss and prosecution. Risk management covers facilities and equipment, planning, training, labour organisation and work procedures.

Evidence for assessment at the higher levels should include documentation of WHS risk assessment and management. This should be found in a range of areas, including reports, business plans, WHS audits, training programs for staff, forms detailing compliance with legislation, and enterprise policies and procedures.

Questioning strategies at the higher qualifications levels should also focus on risk assessment and management. Questions such as:

- How do you assess risks associated with workplace operations?
- What actions have you undertaken in relation to hazards identified in the workplace?
- How do you ensure that staff members employed in the workplace observe WHS guidelines?
- Can you show me the WHS policies and procedures for your enterprise?

Where an individual cannot provide evidence, an assessor may need to provide additional time for that evidence to be prepared or obtained.

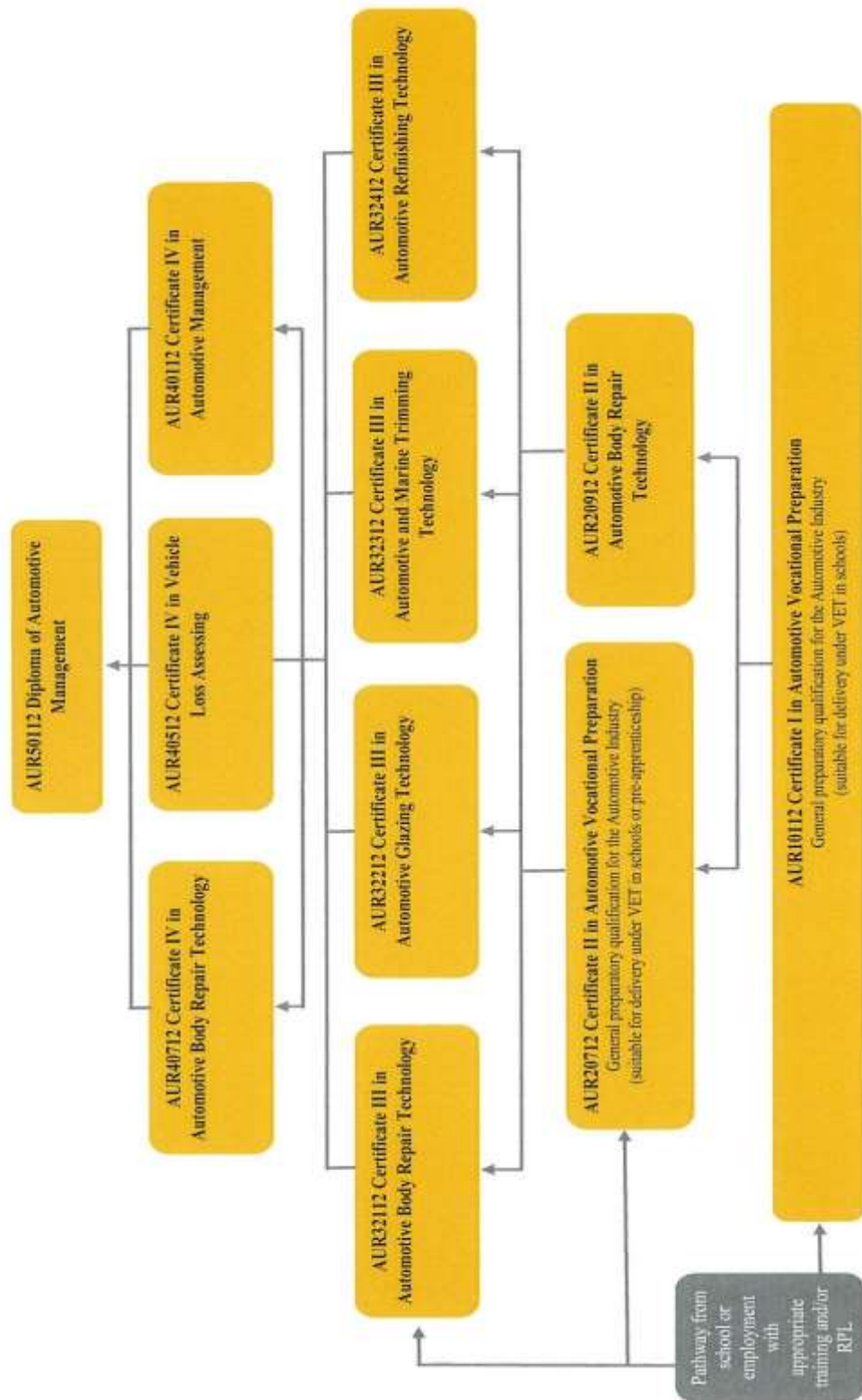
The automotive industry defined how to package units of competence into the qualifications in this Training Package.

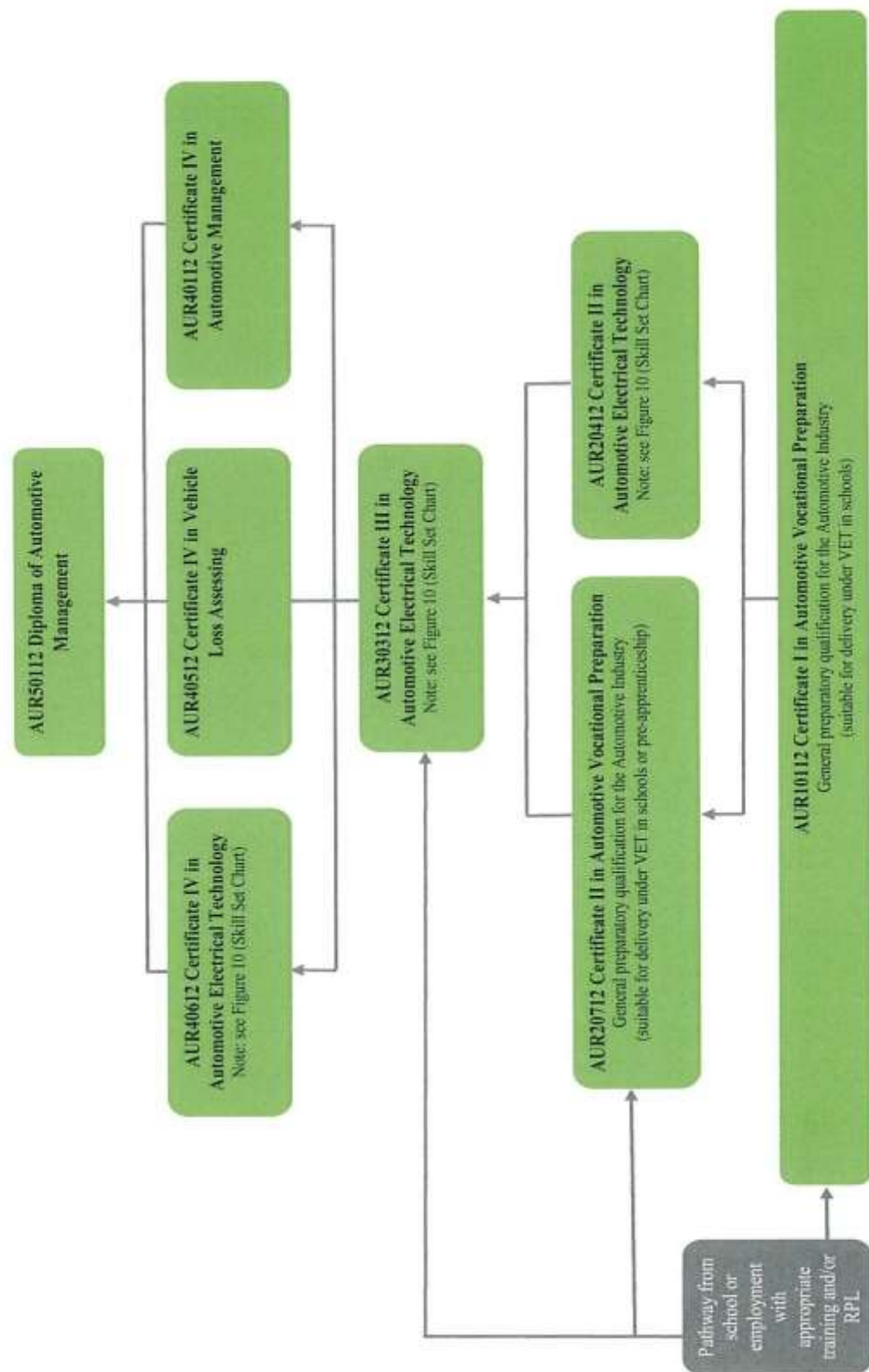


## Qualification Pathways

The following pathways charts are provided to show the types of pathways into and from qualifications that are possible with this Training Package. For more information about qualifications and pathways contact [ASA email info@autoskillsaustralia.com.au](mailto:info@autoskillsaustralia.com.au)

**Figure 1: Pathway Chart – Body Repair Sector**



**Figure 2: Pathway Chart – Automotive Electrical Sector**

**Figure 3: Pathway Chart – Bicycle Sector**

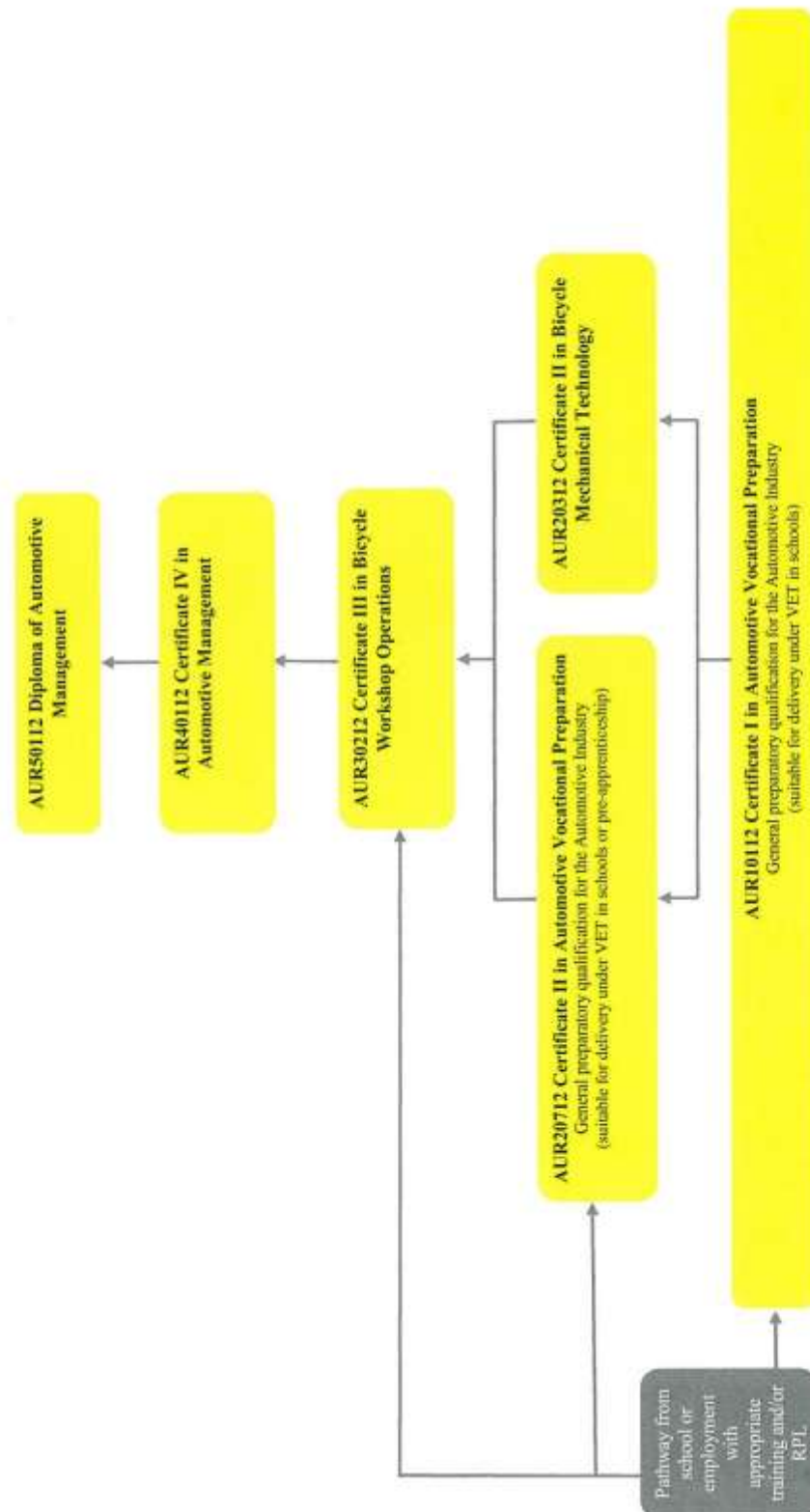
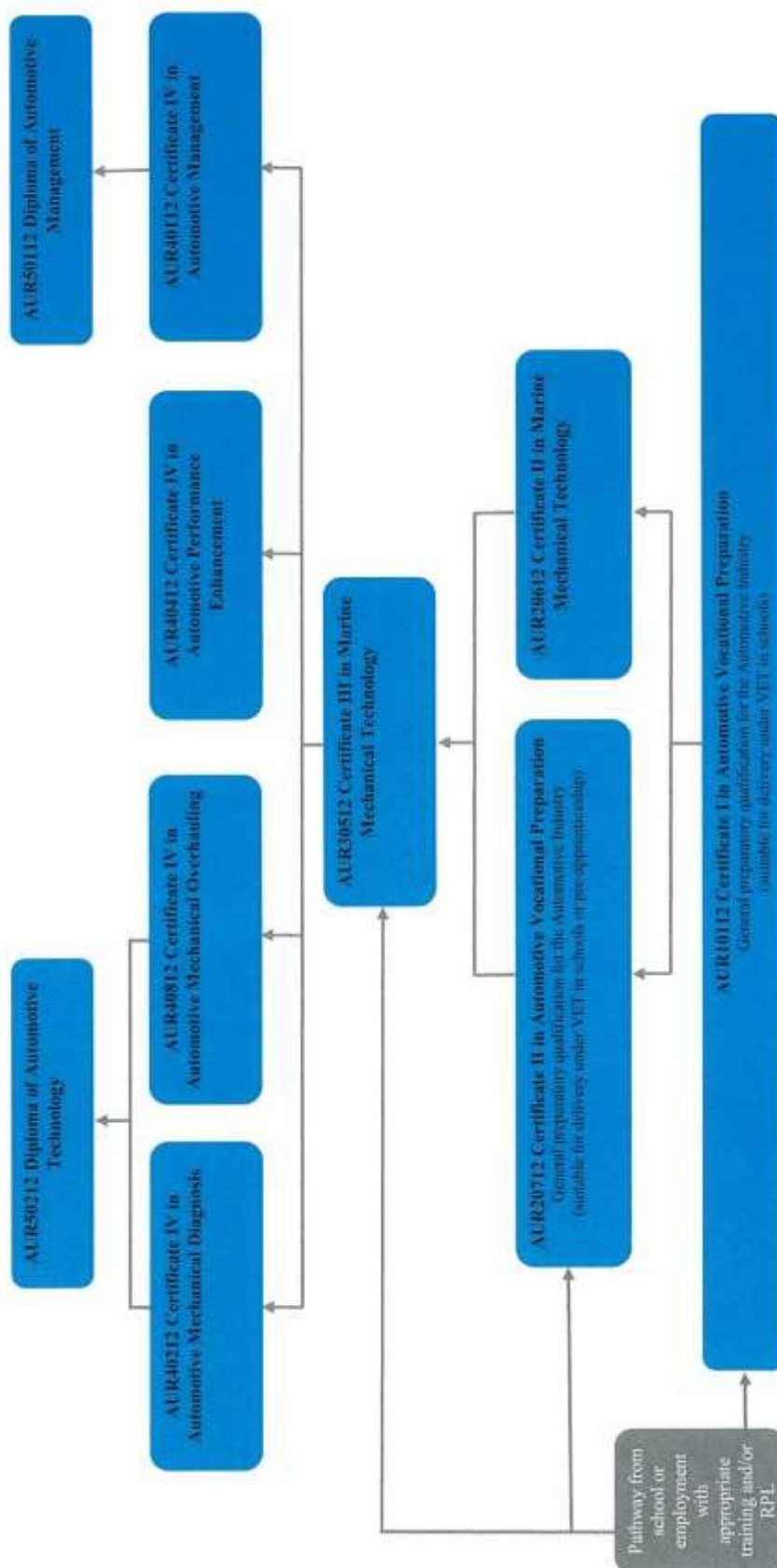
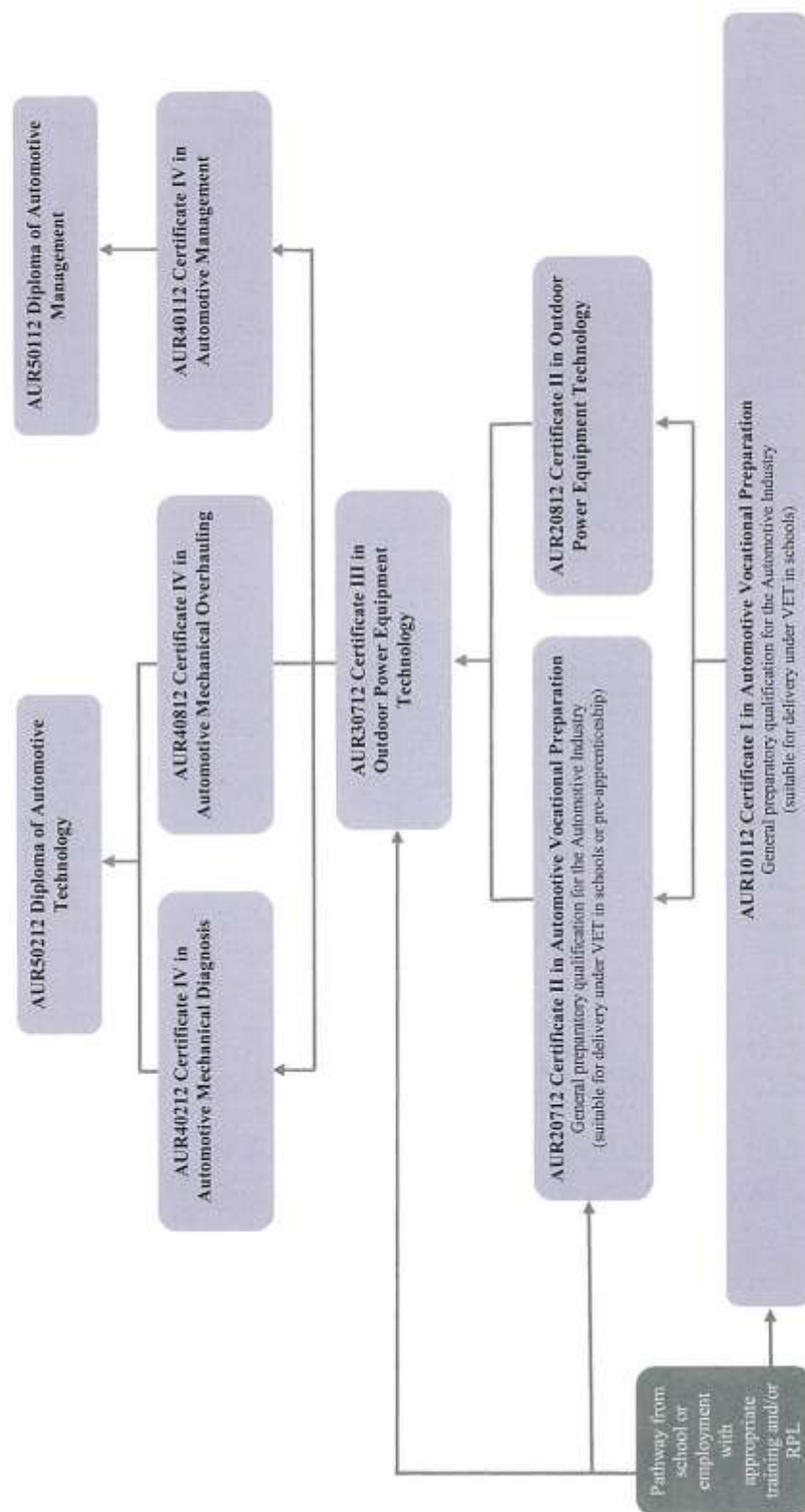
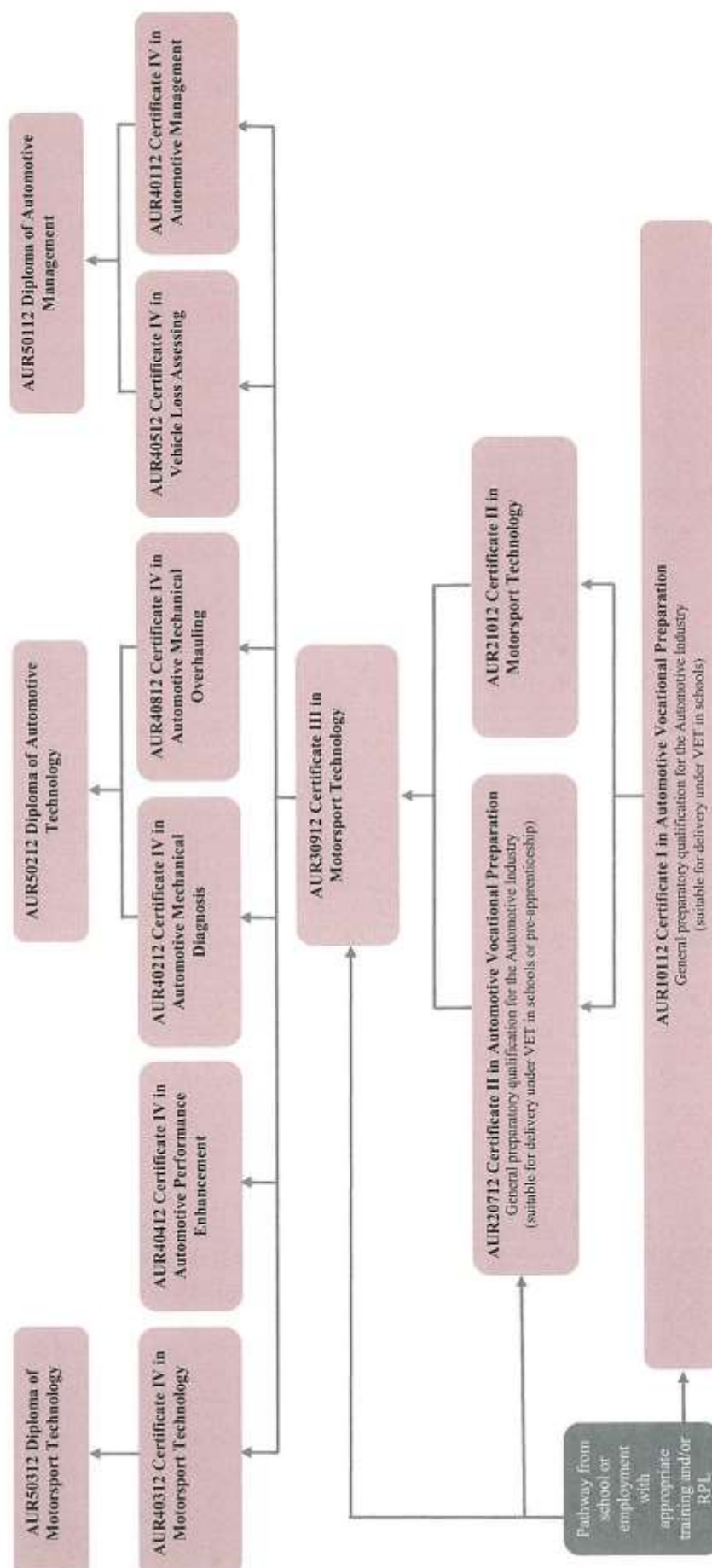


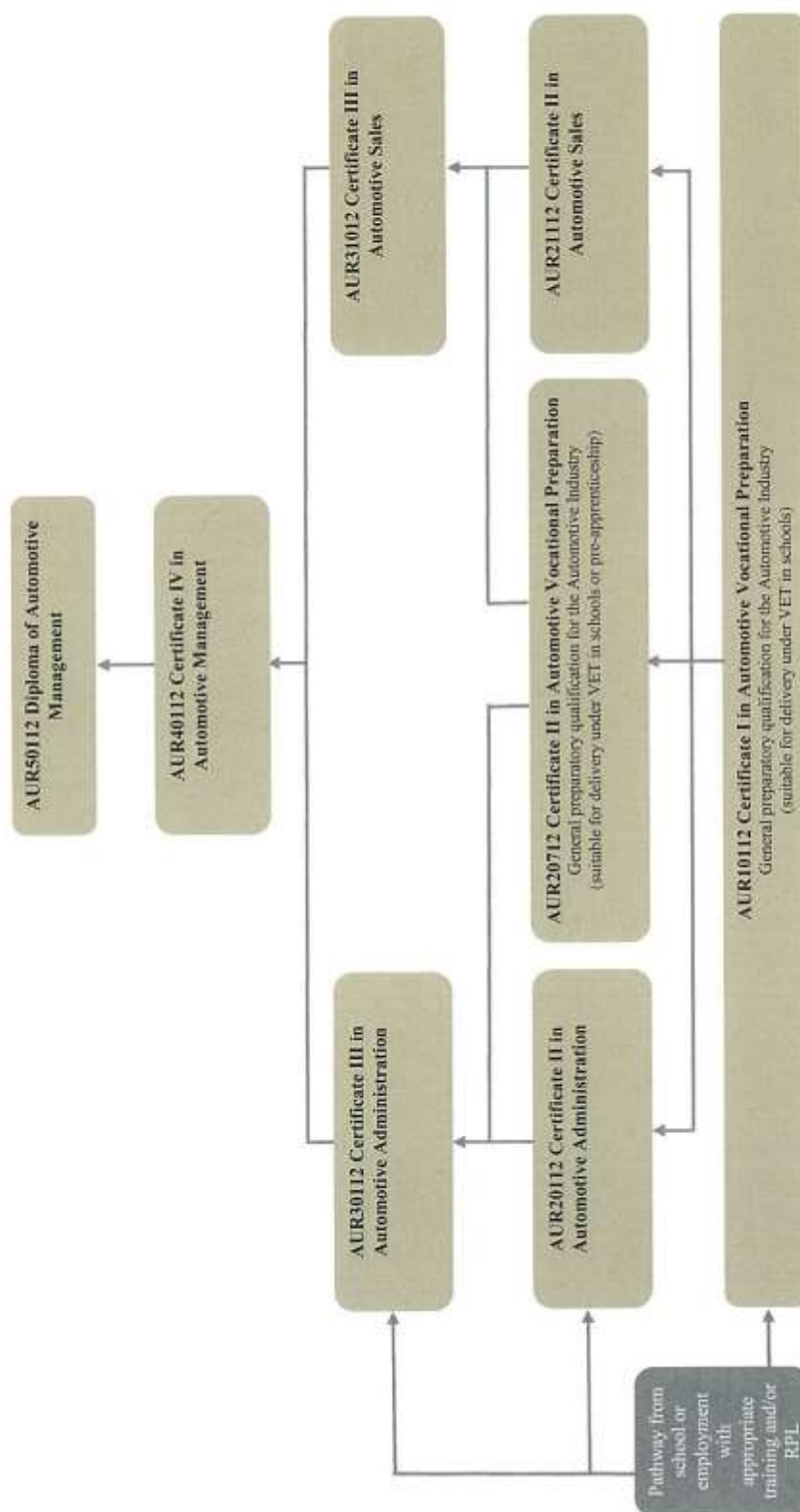
Figure 4: Pathway Chart – Marine Sector



**Figure 5: Pathway Chart – Outdoor Power Equipment Sector**



**Figure 6: Pathway Chart – Motorsport Sector**

**Figure 7: Pathway Chart – Automotive Administration and Sales Sector**



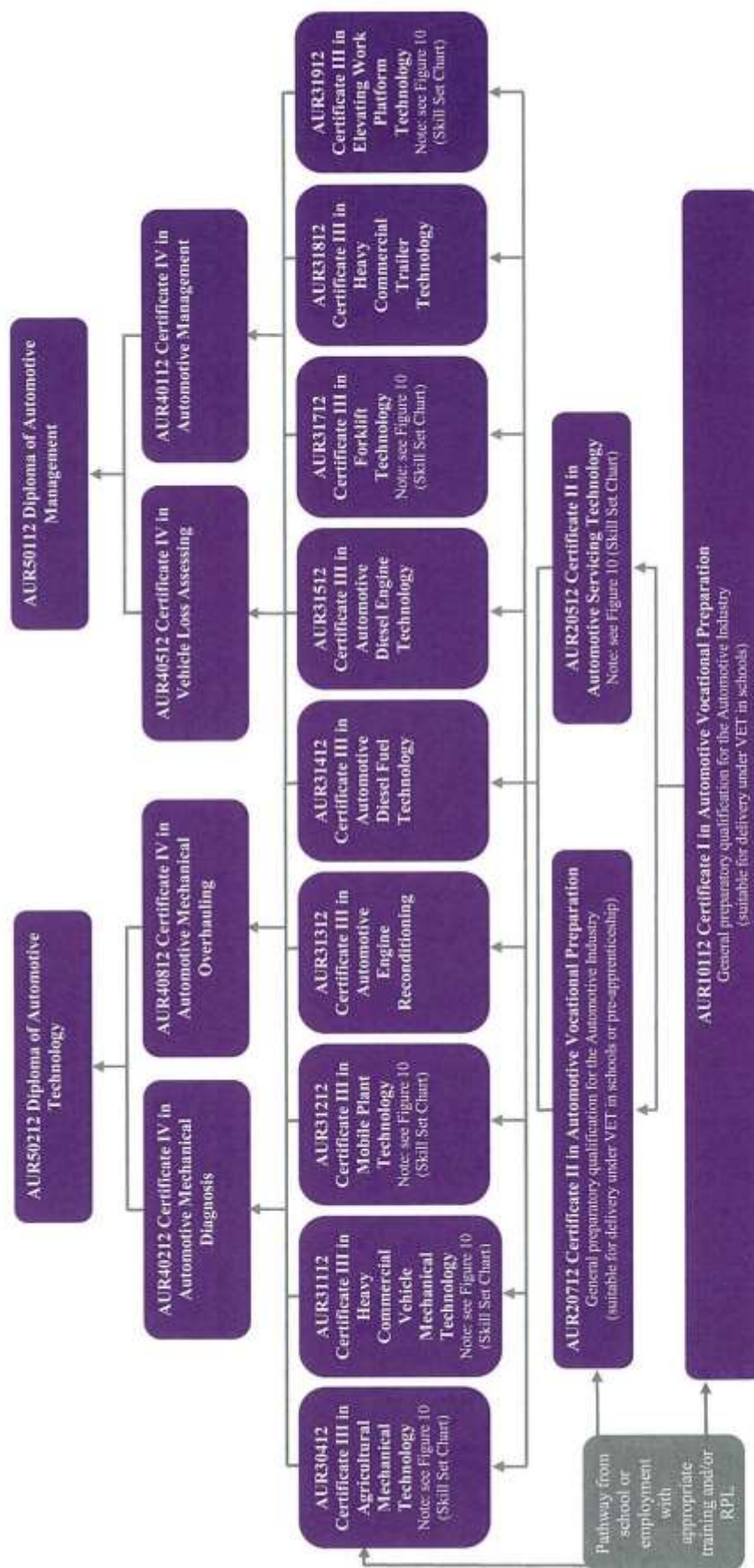
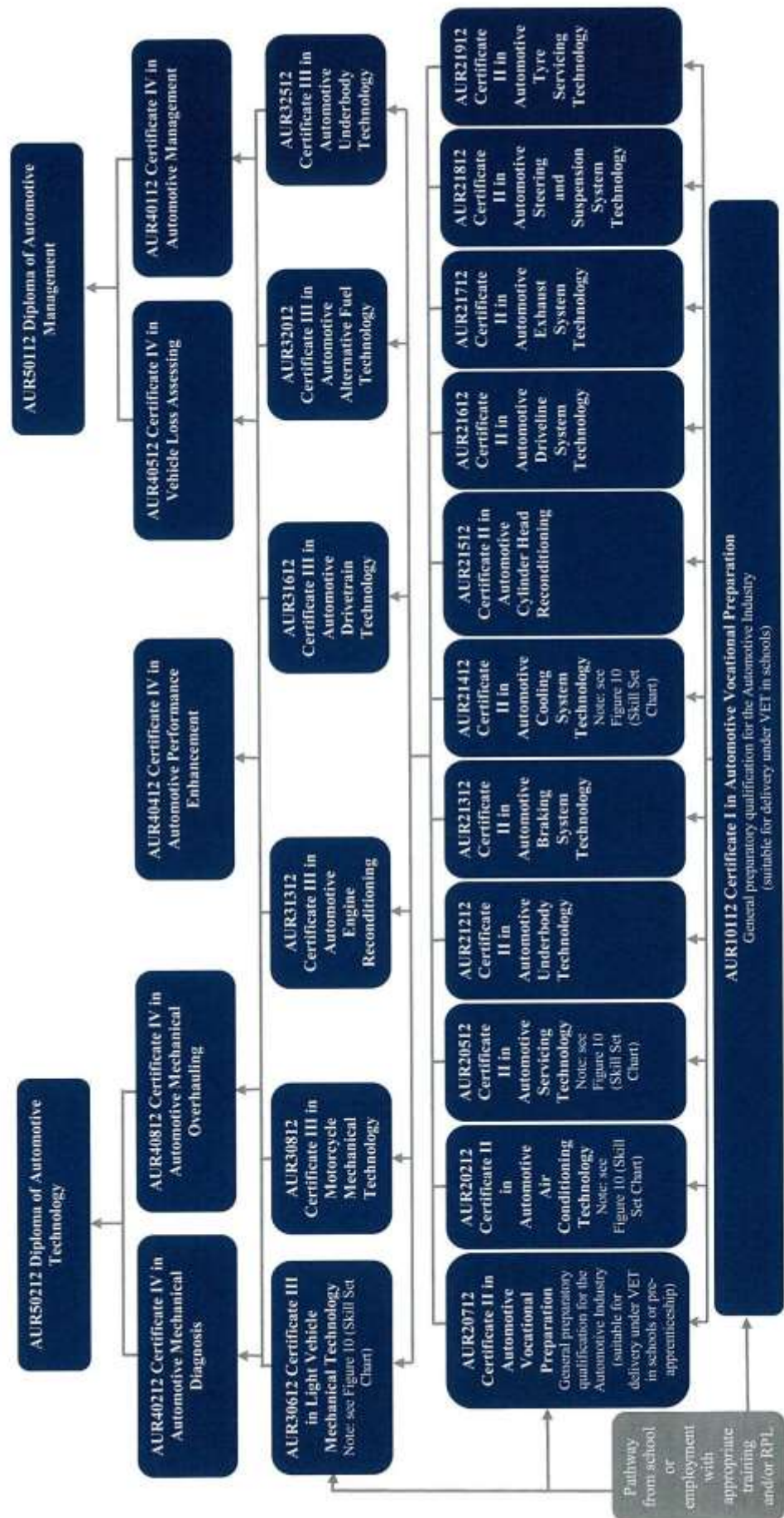
**Figure 8: Pathway Chart – Mechanical Heavy Vehicle Sector**

Figure 9: Pathway Chart – Mechanical and Specialisation Sector



## Skill Sets

### Definition

Skill sets are defined as single units of competency, or combinations of units of competency from an endorsed Training Package, which link to a licence or regulatory requirement, or defined industry need.

### Wording on Statements of Attainment

Skill sets are a way of publicly identifying logical groupings of units of competency which meet an identified need or industry outcome. Skill sets are not qualifications.

Where skill sets are identified in a Training Package, the Statement of Attainment can set out the competencies a person has achieved in a way that is consistent and clear for employers and others. This is done by including the wording ‘these competencies meet *[insert skill set title or identified industry area]* need’ on the Statement of Attainment. This wording applies only to skill sets that are formally identified as such in the endorsed Training Package. See the 2010 edition of the AQF Implementation Handbook for advice on wording on Statements of Attainment. [http://www.aqf.edu.au/Portals/0/Documents/Handbook/AQF\\_Handbook\\_07.pdf](http://www.aqf.edu.au/Portals/0/Documents/Handbook/AQF_Handbook_07.pdf)

### Skill Sets in this Training Package

This section provides information on Skill Sets within this Training Package, with the following important disclaimer: Readers should ensure that they have also read the part of the Training Package that outlines licensing and regulatory requirements.

Where this section is blank, nationally recognised Skill Sets have yet to be identified in this industry.

The Skill Sets within this Training Package are as follows:

- AURSS0004 Automotive CNG Installation Service and Repair Skill Set
- AURSS0005 Automotive CNG Service and Repair Skill Set
- AURSS0006 Automotive Electrical Skill Set for Light Vehicle Technicians
- AURSS0007 Automotive LNG Installation, Service and Repair Skill Set
- AURSS0008 Automotive LNG Service and Repair Skill Set
- AURSS0009 Automotive LPG Installation, Service and Repair Skill Set
- AURSS0010 Automotive LPG Service and Repair Skill Set
- AURSS0011 Battery Electric Vehicle Diagnosis and Repair Skill Set
- AURSS0012 Battery Electric Vehicle Inspection and Servicing Skill Set
- AURSS0013 Heavy Commercial Vehicle Skill Set for Light Vehicle Technicians
- AURSS0014 Hybrid Electric Vehicle Inspection and Servicing Skill Set
- AURSS0015 Mobile Plant Skill Set for Agricultural Equipment Technicians
- AURSS0016 Mobile Plant Skill Set for Heavy Commercial Vehicle Technicians
- AURSS0017 Mobile Plant Skill Set for Light Vehicle Technicians
- AURSS0018 Vehicle Air Conditioning Install and Overhaul Skill Set
- AURSS0019 Vehicle Air Conditioning Installation Skill Set
- AURSS0020 Vehicle Air Conditioning Overhaul Skill Set

- AURSS0021 Vehicle Air Conditioning Service, Retrofit and Repair Skill Set
- AURSS0022 Vehicle Refrigerant Recovery Skill Set
- AURSS0023 Advanced Body Repair Recovery Skill Set
- AURSS0024 Advanced Body Repair Welding Skill Set
- AURSS0025 Advanced Vehicle Refinishing Skill Set



Pathways Information, Licensing/Regulatory Information, Target Group and Suggested Words for Statement of Attainment are included in each Skill Set within this Training Package.

Figure 10: Skill Set Chart

Skill Sets	Qualifications														
	AUR20212 Certificate II in Automotive Air Conditioning Technology	AUR20412 Certificate II in Automotive Electrical Technology	AUR20512 Certificate II in Automotive Servicing Technology	AUR21412 Certificate II in Automotive Cooling System Technology	AUR30312 Certificate III in Automotive Electrical Technology	AUR30412 Certificate III in Agricultural Mechanical Technology	AUR30612 Certificate III in Light Vehicle Mechanical Technology	AUR31112 Certificate III in Heavy Commercial Vehicle Mechanical Technology	AUR31212 Certificate III in Mobile Plant Technology	AUR31712 Certificate III in Forklift Technology	AUR31912 Certificate III in Elevating Work Platform Technology	AUR32112 Certificate III in Automotive Body Repair Technology	AUR32412 Certificate III in Automotive Refinishing Technology	AUR40612 Certificate IV in Automotive Electrical Technology	AUR40212 Certificate IV in Automotive Mechanical Diagnosis
Battery Electric Vehicle Inspection and Service Skill Set					X		X							X	X
Battery Electric Vehicle Diagnosis and Repair Skill Set					X		X							X	X
Hybrid Electric Vehicle Inspection and Service Skill Set					X		X					X		X	X
Advanced Body Repair Skill Set															
Advanced Body Repair Welding Skill Set												X			
Advanced Vehicle Refinishing Skill Set													X		
Automotive CNG Installation, Service and Repair Skill Set					X	X	X	X	X	X	X				
Automotive CNG Service and Repair Skill Set					X	X	X	X	X	X	X				
Automotive LNG Installation, Service and Repair Skill Set					X	X	X	X	X	X	X				
Automotive LNG Service and Repair Skill Set					X	X	X	X	X	X	X				
Automotive LPG Installation, Service and Repair Skill Set					X	X	X	X	X	X	X				
Automotive LPG Service and Repair Skill Set					X	X	X	X	X	X	X				
Heavy Commercial Vehicle Skill Set for Light Vehicle Technicians							X								

Skill Sets	Qualifications															
	Automotive Electrical Skill Set for Light Vehicle Technicians	AUR20212 Certificate II in Automotive Air Conditioning Technology	AUR20412 Certificate II in Automotive Electrical Technology	AUR20512 Certificate II in Automotive Servicing Technology	AUR21412 Certificate II in Automotive Coolant System Technology	AUR30312 Certificate III in Automotive Electrical Technology	AUR30412 Certificate III in Agricultural Mechanical Technology	AUR30612 Certificate III in Light Vehicle Mechanical Technology	AUR31112 Certificate III in Heavy Commercial Vehicle Mechanical Technology	AUR31212 Certificate III in Mobile Plant Technology	AUR31712 Certificate III in Forklift Technology	AUR31912 Certificate III in Elevating Work Platform Technology	AUR32112 Certificate III in Automotive Body Repair Technology	AUR32412 Certificate III in Automotive Refinishing Technology	AUR40612 Certificate IV in Automotive Electrical Technology	AUR40212 Certificate IV in Automotive Mechanical Diagnosis
								X								
								X								
									X							

\*Note: The Vehicle Refrigerant Recovery Skill Set can be undertaken as part of a qualification or as a stand alone skill set.

# Assessment Guidelines

## Introduction

These Assessment Guidelines provide the endorsed framework for assessment of units of competency in this Training Package. They are designed to ensure that assessment is consistent with the *Australian Quality Training Framework (AQTF) Essential Standards for Initial and Continuing Registration*. Assessments against the units of competency in this Training Package must be carried out in accordance with these Assessment Guidelines.

## Assessment System Overview

This section provides an overview of the requirements for assessment when using this Training Package, including a summary of the AQTF requirements; licensing and registration requirements; and assessment pathways.

Quality assessment underpins the credibility of the vocational education and training sector. The Assessment Guidelines of a Training Package are an important tool in supporting quality assessment.

Assessment within the National Skills Framework is the process of collecting evidence and making judgements about whether competency has been achieved to confirm whether an individual can perform to the standards expected in the workplace, as expressed in the relevant endorsed unit of competency.

Assessment must be carried out in accordance with the:

- benchmarks for assessment
- 
- principles of assessment
- rules of evidence
- assessment requirements set out in the AQTF

## Benchmarks for Assessment

The endorsed units of competency in this Training Package are the benchmarks for assessment. As such, they provide the basis for nationally recognised Australian Qualifications Framework (AQF) qualifications and Statements of Attainment issued by Registered Training Organisations (RTOs).

## Principles of Assessment

All assessments carried out by RTOs are required to demonstrate compliance with the principles of assessment:

- validity
- reliability
- flexibility
- fairness

- sufficiency

These principles must be addressed in the:

- design, establishment and management of the assessment system for this Training Package
- development of assessment tools, and
- the conduct of assessment.

### *Validity*

Assessment is valid when the process is sound and assesses what it claims to assess. Validity requires that:

- (a) assessment against the units of competency must cover the broad range of skills and knowledge that are essential to competent performance
- (b) assessment of knowledge and skills must be integrated with their practical application
- (c) judgement of competence must be based on sufficient evidence (that is, evidence gathered on a number of occasions and in a range of contexts using different assessment methods). The specific evidence requirements of each unit of competency provide advice on sufficiency

### *Reliability*

Reliability refers to the degree to which evidence presented for assessment is consistently interpreted and results in consistent assessment outcomes. Reliability requires the assessor to have the required competencies in assessment and relevant vocational competencies (or to assess in conjunction with someone who has the vocational competencies). It can only be achieved when assessors share a common interpretation of the assessment requirements of the unit(s) being assessed.

### *Flexibility*

To be flexible, assessment should reflect the candidate's needs; provide for recognition of competencies no matter how, where or when they have been acquired; draw on a range of methods appropriate to the context, competency and the candidate; and support continuous competency development.

### *Fairness*



Fairness in assessment requires consideration of the individual candidate's needs and characteristics, and any reasonable adjustments that need to be applied to take account of them. It requires clear communication between the assessor and the candidate to ensure that the candidate is fully informed about, understands and is able to participate in, the assessment process, and agrees that the process is appropriate. It also includes an opportunity for the person being assessed to challenge the result of the assessment and to be reassessed if necessary.

### *Sufficiency*

Sufficiency relates to the quality and quantity of evidence assessed. It requires collection of enough *appropriate* evidence to ensure that all aspects of competency have been satisfied and that competency can be demonstrated repeatedly. Supplementary sources of evidence may be necessary. The specific evidence requirements of each unit of competency provide advice on sufficiency. Sufficiency is also one of the rules of evidence.

## **Rules of Evidence**

The rules of evidence guide the collection of evidence that address the principles of validity and reliability, guiding the collection of evidence to ensure that it is valid, sufficient, current and authentic.

### *Valid*

Valid evidence must relate directly to the requirements of the unit of competency. In ensuring evidence is valid, assessors must ensure that the evidence collected supports demonstration of the outcomes and performance requirements of the unit of competency together with the knowledge and skills necessary for competent performance. Valid evidence must encapsulate the breadth and depth of the unit of competency, which will necessitate using a number of different assessment methods.

### *Sufficient*

Sufficiency relates to the quality and quantity of evidence assessed. It requires collection of enough appropriate evidence to ensure that all aspects of competency have been satisfied and that competency can be demonstrated repeatedly. Supplementary sources of evidence may be necessary. The specific evidence requirements of each unit of competency provide advice on sufficiency.

### *Current*

In assessment, currency relates to the age of the evidence presented by a candidate to demonstrate that they are still competent. Competency requires demonstration of current performance, so the evidence collected must be from either the present or the very recent past.

### *Authentic*

To accept evidence as authentic, an assessor must be assured that the evidence presented for assessment is the candidate's own work.

### **Assessment Requirements of the Australian Quality Training Framework**

Assessment leading to nationally recognised AQF qualifications and Statements of Attainment in the vocational education and training sector must meet the requirements of the AQTF as expressed in the AQTF 2010 *Essential Standards for Registration*.

The AQTF 2010 *Essential Standards for Initial and Continuing Registration* can be downloaded from <[www.training.com.au](http://www.training.com.au)>.

The following points summarise the assessment requirements.

### **Registration of Training Organisations**

Assessment must be conducted by, or on behalf of, an RTO formally registered by a State or Territory Registering Body in accordance with the AQTF. The RTO must have the specific units of competency and/or AQF qualifications on its scope of registration.

### **Quality Training and Assessment**

Each RTO must provide quality training and assessment across all its operations. See the AQTF 2010 *Essential Standards for Initial and Continuing Registration*, Standard 1.

### **Assessor Competency Requirements**

Each person involved in training and assessment must be competent for the functions they perform. See the AQTF 2010 *Essential Standards for Initial and Continuing Registration*, Standard 1 for assessor (and trainer) competency requirements. See also the AQTF 2010 *Users' Guide to the Essential Standards for Registration* – Appendix 2.

### **Assessment Requirements**

The RTOs assessments, including RPL, must meet the requirements of the relevant endorsed Training Package. See the AQTF 2010 *Essential Standards for Initial and Continuing Registration*.

### **Assessment Strategies**

Each RTO must have strategies for training and assessment that meet the requirements of the relevant Training Package or accredited course and are developed in consultation with industry stakeholders. See the AQTF 2010 *Essential Standards for Initial and Continuing Registration*.

### **National Recognition**

Each RTO must recognise the AQF qualifications and Statements of Attainment issued by any other RTO. See the AQTF 2010 *Essential Standards for Initial and Continuing Registration*..

### **Access and Equity and Client Outcomes**

Each RTO must adhere to the principles of access and equity and maximise outcomes for its clients. See the AQTF 2010 *Essential Standards for Initial and Continuing Registration*.

## Monitoring Assessments

Training and/or assessment provided on behalf of the RTO must be monitored to ensure that it is in accordance with all aspects of the AQTF 2010 *Essential Standards for Initial and Continuing Registration*.

## Recording Assessment Outcomes

Each RTO must manage records to ensure their accuracy and integrity. See the AQTF 2010 *Essential Standards for Initial and Continuing Registration*.

## Issuing AQF qualifications and Statement of Attainment

Each RTO must issue AQF qualifications and Statements of Attainment that meet the requirements of the current *AQF Implementation Handbook* and the endorsed Training Packages within the scope of its registration. An AQF qualification is issued once the full requirements for a qualification, as specified in the nationally endorsed Training Package are met. A Statement of Attainment is issued when an individual has completed one or more units of competency from nationally recognised qualification(s)/courses(s). See the AQTF and the edition of the *AQF Implementation Handbook*—available on the AQF Council website <[www.aqf.edu.au](http://www.aqf.edu.au)>

## Licensing/Registration Requirements

This section provides information on licensing/registration requirements for this Training Package, with the following important disclaimer.

The developers of this Training Package consider that no licensing or registration requirements apply to RTOs, assessors or candidates with respect to this Training Package. Contact the relevant State or Territory Department(s) to check if there are any licensing or registration requirements with which you must comply.

Licensing may be applicable to assessors, RTOs and candidates in specific occupations. However, where the AUR12 Training Package may direct licensing, the regulation process is separate. There are no general licensing issues. However, specific licenses may be required in some occupations. Licensing occurs in NSW, in most areas covered by the package, while in QLD and WA, licensing is being introduced. Licensing in these jurisdictions is compatible with the RS&R Training Package.

Contact the relevant State or Territory Department(s) to check if the licensing/registration requirements described below still apply, and to check if there are any others with which you must comply. For further information contact [Licence Recognition](http://www.licencerecognition.gov.au/authorities.aspx) (<http://www.licencerecognition.gov.au/authorities.aspx>) (<http://www.licencerecognition.gov.au/authorities.aspx>)

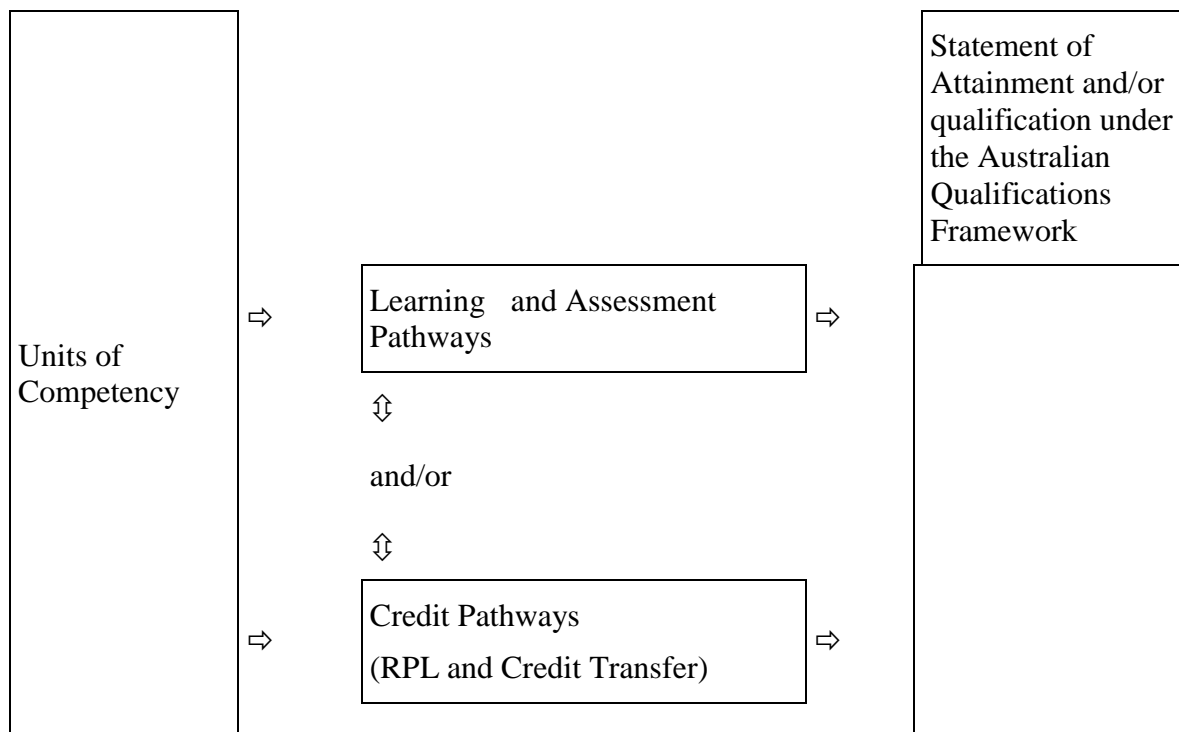
## Pathways

The competencies in this Training Package may be attained in a number of ways including through:

- formal or informal education and training
- experiences in the workplace

- general life experience, and/or
- any combination of the above.

Assessment under this Training Package leading to an AQF qualification or Statement of Attainment may follow a learning and assessment pathway, or a recognition pathway, or a combination of the two as illustrated in the following diagram.



Each of these assessment pathways leads to full recognition of competencies held – the critical issue is that the candidate is competent, not how the competency was acquired.

Assessment, by any pathway, must comply with the assessment requirements set out in the Assessment Guidelines of the Training Package, the AQTF and, where relevant, the Australian Qualifications Framework.

### Learning and Assessment Pathways

Usually, learning and assessment are integrated, with evidence being collected and feedback provided to the candidate at anytime throughout the learning and assessment process.

Learning and assessment pathways may include structured programs in a variety of contexts using a range of strategies to meet different learner needs. Structured learning and assessment programs could be: group-based, work-based, project-based, self-paced, action learning-based; conducted by distance or e-learning; and/or involve practice and experience in the workplace.

Learning and assessment pathways to suit Australian Apprenticeships have a mix of formal structured training and structured workplace experience with formative assessment activities through which candidates can acquire and demonstrate skills and knowledge from the relevant units of competency.

### **Credit Pathways**

*Credit* is the value assigned for the recognition of equivalence in content between different types of learning and/or qualifications which reduces the volume of learning required to achieve a qualification.

Credit arrangements must be offered by all RTOs that offer Training Package qualifications. Each RTO must have a systematic institutional approach with clear, accessible and transparent policies and procedures.

Competencies already held by individuals can be formally assessed against the units of competency in this Training Package, and should be recognised regardless of how, when or where they were acquired, provided that the learning is relevant to the unit of competency outcomes.

### **Recognition of Prior Learning**

Recognition of Prior Learning (RPL) is an assessment process which determines the credit outcomes of an individual application for credit.

The availability of Recognition of Prior Learning (RPL) provides all potential learners with access to credit opportunities.

The recognition of prior learning pathway is appropriate for candidates who have previously attained skills and knowledge and who, when enrolling in qualifications, seek to shorten the duration of their training and either continue or commence working. This may include the following groups of people:

- existing workers;
- individuals with overseas qualifications;
- recent migrants with established work histories;
- people returning to the workplace; and
- people with disabilities or injuries requiring a change in career.
- 

As with all assessment, RPL assessment should be undertaken by academic or teaching staff with expertise in the subject, content of skills area, as well as knowledge of and expertise in RPL assessment policies and procedures.

Assessment methods used for RPL should provide a range of ways for individuals to demonstrate that they have met the required outcomes and can be granted credit. These might include:

- questioning (oral or written)
- consideration of a portfolio and review of contents
- consideration of third party reports and/or other documentation such as documentation such as articles, reports, project material, papers, testimonials or other products prepared by the RPL applicant that relate to the learning outcomes of the relevant qualification component
- mapping of learning outcomes from prior formal or non-formal learning to the relevant qualification components
- observation of performance, and
- participation in structured assessment activities the individual would normally be required to undertake if they were enrolled in the qualification component/s.

In a Recognition of Prior Learning (RPL) pathway, the candidate provides current, quality evidence of their competency against the relevant unit of competency. This process may be directed by the candidate and verified by the assessor. Where the outcomes of this process indicate that the candidate is competent, structured training is not required. The RPL requirements of the AQTF must be met.

As with all assessment, the assessor must be confident that the evidence indicates that the candidate is currently competent against the endorsed unit of competency. This evidence may take a variety of forms and might include certification, references from past employers, testimonials from clients, work samples and/or observation of the candidate. The onus is on candidates to provide sufficient evidence to satisfy assessors that they currently hold the relevant competencies. In judging evidence, the assessor must ensure that the evidence of prior learning is:

- authentic (the candidate's own work);
- valid (directly related to the current version of the relevant endorsed unit of competency);
- reliable (shows that the candidate consistently meets the endorsed unit of competency);
- current (reflects the candidate's current capacity to perform the aspect of the work covered by the endorsed unit of competency); and
- sufficient (covers the full range of elements in the relevant unit of competency and addresses the four dimensions of competency, namely task skills, task management skills, contingency management skills, and job/role environment skills).

## Credit Transfer

*Credit transfer is a process which provides learners with agreed and consistent credit outcomes based on equivalences in content between matched qualifications.*

This process involves education institutions:

- mapping, comparing and evaluating the extent to which the defined *learning outcomes and assessment requirements* of the individual *components of one qualification* are equivalent to the learning outcomes and assessment requirements of the individual components of another qualification
- making an educational judgment of the credit outcomes to be assigned between the matched components of the two qualifications
- setting out the agreed credit outcomes in a documented arrangement or agreement, and
- publicising the arrangement/agreement and credit available.

## Combination of Pathways

Credit may be awarded on the basis of a combination of credit transfer plus an individual RPL assessment for additional learning. Once credit has been awarded on the basis of RPL, subsequent credit transfer based on these learning outcomes should not include revisiting the RPL assessment but should be based on credit transfer or articulation or other arrangements between providers.

Where candidates for assessment have gained competencies through work and life experience and gaps in their competence are identified, or where they require training in new areas, a combination of pathways may be appropriate.

In such situations, the candidate may undertake an initial assessment to determine their current competency. Once current competency is identified, a structured learning and assessment program ensures that the candidate acquires the required additional competencies identified as gaps.

## Assessor Requirements

This section identifies the specific requirements on the vocational competence and experience for assessors, to ensure that they meet the needs of industry and their obligations under AQTF, and clarifies how others may contribute to the assessment process where one person alone does not hold all the required competencies.

## Assessor Competencies

The AQTF specifies mandatory competency requirements for assessors. For information, Element 1.4 from the AQTF 2007 *Essential Standards for Registration* follows:

1.4 Training and assessment are conducted by trainers and assessors who:

- a) have the necessary training and assessment competencies as determined by the National Quality Council or its successors, and
- b) have the relevant vocational competencies at least to the level being delivered or assessed, and
- c) can demonstrate current industry skills directly relevant to the training/assessment being undertaken, and
- d) continue to develop their Vocational Education and Training (VET) knowledge and skills as well as their industry currency and trainer/assessor competence.

\* See AQTF 2010 *Users' Guide to the Essential Standards for Registration* – Appendix 2

## Designing Assessment Tools

This section provides an overview on the use and development of assessment tools.

### Use of Assessment Tools

Assessment tools provide a means of collecting the evidence that assessors use in making judgements about whether candidates have achieved competency.

There is no set format or process for the design, production or development of assessment tools. Assessors may use prepared assessment tools, such as those specifically developed to support this Training Package, or they may develop their own.

### Using Prepared Assessment Tools

If using prepared assessment tools, assessors should ensure these relate to the current version of the relevant unit of competency. The current unit of competency can be checked on the National Register <[www.ntis.gov.au](http://www.ntis.gov.au)>.

### Developing Assessment Tools

When developing their own assessment tools, assessors must ensure that the tools:

- are benchmarked against the relevant unit or units of competency;
- are reviewed as part of the validation of assessment strategies required under the AQTF; and
- meet the assessment requirements expressed in the AQTF 2010 *Essential Standards for Initial and Continuing Registration*.

A key reference for assessors developing assessment tools is TAE10 Training and Education Training Package.

## Language, Literacy and Numeracy



The design of assessment tools must reflect the language, literacy and numeracy competencies required for the performance of a task in the workplace and not exceed these expectations.

## Conducting Assessment

This section details the mandatory assessment requirements and provides information on equity in assessment including reasonable adjustment.

### Mandatory Assessment Requirements

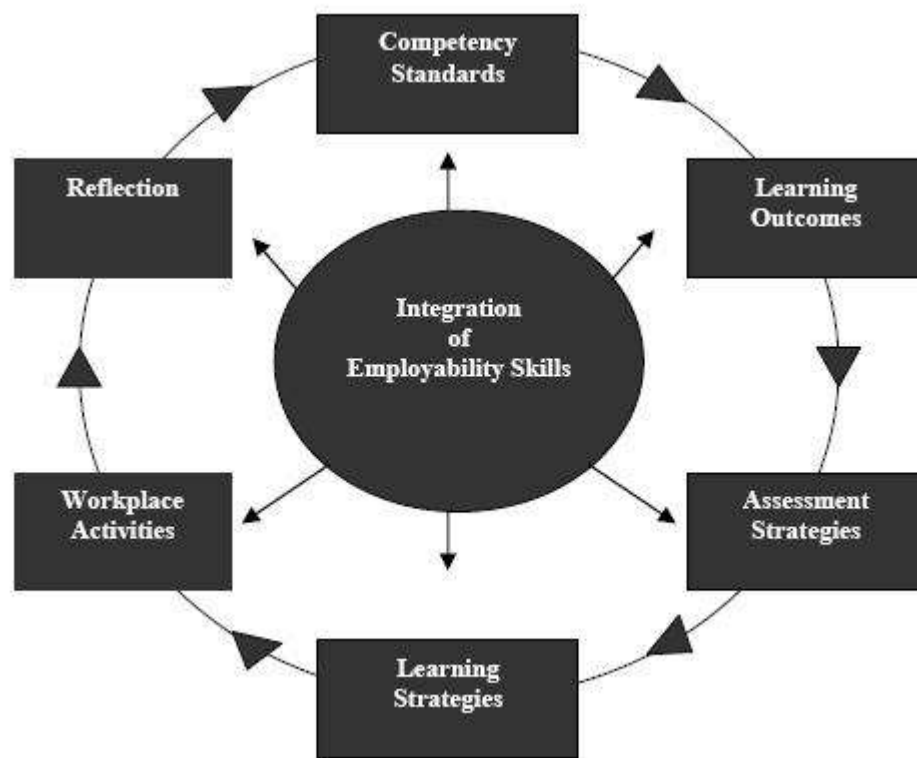
Assessments must meet the criteria set out in the AQTF 2010 *Essential Standards for Initial and Continuing Registration*. For information, the mandatory assessment requirements from Standard 1 from the AQTF 2010 *Essential Standards for Initial and Continuing Registration* are as follows:

#### 1.5 Assessment, including Recognition of Prior Learning (RPL):

- a) meets the requirements of the relevant Training Package or accredited course
- b) is conducted in accordance with the principles of assessment and the rules of evidence
- c) meets workplace and, where relevant, regulatory requirements
- d) is systematically validated.

### Assessment of Employability Skills

Employability Skills are integral to workplace competency. As such, they must be considered in the design, customisation, delivery and assessment of vocational education and training programs in an integrated and holistic way, as represented diagrammatically below.



Employability Skills are embedded within each unit of competency, and an Employability Skills Summary is available for each qualification. Training providers must use Employability Skills information in order to design valid and reliable training and assessment strategies. This analysis could include:

- reviewing units of competency to locate relevant Employability Skills and determine how they are applied within the unit
- analysing the Employability Skills Summary for the qualification in which the unit or units are packaged to help clarify relevant industry and workplace contexts and the application of Employability Skills at that qualification outcome
- designing training and assessment to address Employability Skills requirements.

The National Quality Council has endorsed a model for assessing and reporting Employability Skills, which contains further suggestions about good practice strategies in teaching, assessing, learning and reporting Employability Skills. The model is available from <http://www.training.com.au/>.

The endorsed approach includes learners downloading qualification specific Employability Skills Summaries for Training Package qualifications from an online repository at <http://employabilityskills.training.com.au>

For more information on Employability Skills in

Auto Skills Australia Training Packages go to the Auto Skills Australia website at ASA website.

Employability Skills are reported on each qualification using the following statement on the qualification testamur: "A summary of the Employability Skills developed through this qualification can be downloaded from <http://employabilityskills.training.com.au> "

## **Access and Equity**

An individual's access to the assessment process should not be adversely affected by restrictions placed on the location or context of assessment beyond the requirements specified in this Training Package: training and assessment must be bias-free.

Under the rules for their development, Training Packages must reflect and cater for the increasing diversity of Australia's VET clients and Australia's current and future workforce. The flexibilities offered by Training Packages should enhance opportunities and potential outcomes for all people so that we can all benefit from a wider national skills base and a shared contribution to Australia's economic development and social and cultural life.

## **Reasonable Adjustments**

It is important that education providers take meaningful, transparent and reasonable steps to consult, consider and implement reasonable adjustments for students with disability.

Under the Disability Standards for Education 2005, education providers must make reasonable adjustments for people with disability to the maximum extent that those adjustments do not cause that provider unjustifiable hardship. While 'reasonable adjustment' and 'unjustifiable hardship' are different concepts and involve different considerations, they both seek to strike a balance between the interests of education providers and the interests of students with and without disability.

An adjustment is any measure or action that a student requires because of their disability, and which has the effect of assisting the student to access and participate in education and training on the same basis as students without a disability. An adjustment is reasonable if it achieves this purpose while taking into account factors such as the nature of the student's disability, the views of the student, the potential effect of the adjustment on the student and others who might be affected, and the costs and benefits of making the adjustment.

An education provider is also entitled to maintain the academic integrity of a course or program and to consider the requirements or components that are inherent or essential to its nature when assessing whether an adjustment is reasonable. There may be more than one adjustment that is reasonable in a given set of circumstances; education providers are required to make adjustments that are reasonable and that do not cause them unjustifiable hardship.

The Training Package Guidelines provides more information on reasonable adjustment, including examples of adjustments. Go to <http://www.deewr.gov.au/tpdh/Pages/home.aspx> .

## **Further Sources of Information**

*The section provides a listing of useful contacts and resources to assist assessors in planning, designing, conducting and reviewing of assessments against this Training Package.*

## **Contacts**

**Auto Skills Australia****Street Address**

Level 4, 533 Little Lonsdale Street

MELBOURNE VIC 3000

**Postal Address:**

PO Box 13295

LAW COURTS VIC 8010

Ph: +613 8610 2500

Fax: +613 8610 2550

Email: [ASA\\_email\\_info@autoskillsaustralia.com.au](mailto:ASA_email_info@autoskillsaustralia.com.au)

Web: Auto Skills Australia Website (<http://www.autoskillsaustralia.com.au>)

**Technical and Vocational Education and Training (TVET) Australia Limited**

Level 21, 390 St Kilda Road, Melbourne

VIC 3150

PO Box 12211, A'Beckett Street Post Office,  
Melbourne, Victoria, 8006

Ph: +61 3 9832 8100

Fax: +61 3 9832 8198

Email: [sales@tvetaustralia.com.au](mailto:sales@tvetaustralia.com.au)

Web: [www.tvetaustralia.com.au](http://www.tvetaustralia.com.au)

For information on the TAE10 Training and Education Training Package contact:

**Innovation & Business Skills Australia**

Telephone: (03) 9815 7000

Facsimile: (03) 9815 7001

Email: [virtual@ibsa.org.au](mailto:virtual@ibsa.org.au)

Web: [www.ibsa.org.au](http://www.ibsa.org.au)

**General Resources**

*AQF Implementation Handbook, Fourth Edition 2007. Australian Qualifications Framework Advisory Board, 2002* <[www.aqf.edu.au](http://www.aqf.edu.au)>

*Australian Quality Training Framework (AQTF) and AQTF 2010 Users' Guide to the Essential Standards for Registration –*  
<http://www.training.com.au/pages/menuitem5cbe14d51b49dd34b225261017a62dbc.aspx>

For general information and resources go to <http://www.training.com.au/>

The National Register is an electronic database providing comprehensive information about RTOs, Training Packages and accredited courses - <[www.ntis.gov.au](http://www.ntis.gov.au)>

The Training Package Development Handbook site provides National Quality Council policy for the development of Training Packages. The site also provides guidance material for the application of that policy, and other useful information and links.

<http://www.deewr.gov.au/Skills/Overview/Policy/TPDH/Pages/main.aspx>

### **Assessment Resources**

Registered training organisations (RTOs) are at the forefront of vocational education and training (VET) in Australia. They translate the needs of industry into relevant, quality, client-focussed training and assessment.

RTOs should strive for innovation in VET teaching and learning practices and develop highly flexible approaches to assessment which take cognisance of specific needs of learners, in order to improve delivery and outcomes of training.

Resources can be purchased or accessed from:

- TVET Australia – provides an integrated service to enable users of the national training system to identify and acquire training materials, identify copyright requirements and enter licenses for use of that material consistent with the scope and direction of the NQC.

<http://www.productservices.tvetaustralia.com.au/>

## **Competency Standards**

### **What is competency?**

The broad concept of industry competency concerns the ability to perform particular tasks and duties to the standard of performance expected in the workplace. Competency requires the application of specified skills, knowledge and attitudes relevant to effective participation in an industry, industry sector or enterprise.

Competency covers all aspects of workplace performance and involves performing individual tasks; managing a range of different tasks; responding to contingencies or breakdowns; and, dealing with the responsibilities of the workplace, including working with others. Workplace competency requires the ability to apply relevant skills, knowledge and attitudes consistently over time and in the required workplace situations and environments. In line with this concept of competency Training Packages focus on what is expected of a competent individual in the workplace as an outcome of learning, rather than focussing on the learning process itself.

Competency standards in Training Packages are determined by industry to meet identified industry skill needs. Competency standards are made up of a number of units of competency each of which describes a key function or role in a particular job function or occupation. Each unit of competency within a Training Package is linked to one or more AQF qualifications.

### **Contextualisation of Units of Competency by RTOs**

Registered Training Organisations (RTOs) may contextualise units of competency in this endorsed Training Package to reflect required local outcomes. Contextualisation could involve additions or amendments to the unit of competency to suit particular delivery methods, learner profiles, specific enterprise equipment requirements, or to otherwise meet local needs. However, the integrity of the overall intended outcome of the unit of competency must be maintained.

Any contextualisation of units of competency in this Training Package must be within the bounds of the following advice:

- RTOs must not remove or add to the number and content of elements and performance criteria.
- RTOs can include specific industry terminology in the range statement.
- Any amendments and additions to the range statement made by RTOs must not diminish the breadth of application of the competency, or reduce its portability.
- RTOs may add detail to the evidence guide in areas such as the critical aspects of evidence or required resources and infrastructure—but only where these expand the breadth of the competency and do not limit its use.

### **Components of Units of Competency**

The components of units of competency are summarised below, in the order in which they appear in each unit of competency.

#### **Unit Title**

The unit title is a succinct statement of the outcome of the unit of competency. Each unit of competency title is unique, both within and across Training Packages.

#### **Unit Descriptor**

The unit descriptor broadly communicates the content of the unit of competency and the skill area it addresses. Where units of competency have been contextualised from units of competency from other endorsed Training Packages, summary information is provided. There may also be a brief second paragraph that describes its relationship with other units of competency, and any licensing requirements.

#### **Employability Skills**

This sub-section contains a statement that the unit contains Employability skills.

### **Pre-requisite Units (optional)**

If there are any units of competency that must be completed before the unit, these will be listed.

### **Application of the Unit**

This sub-section fleshes out the unit of competency's scope, purpose and operation in different contexts, for example, by showing how it applies in the workplace.

### **Competency Field (Optional)**

The competency field either reflects the way the units of competency are categorised in the Training Package or denotes the industry sector, specialisation or function. It is an optional component of the unit of competency.

### **Sector (optional)**

The industry sector is a further categorisation of the competency field and identifies the next classification, for example an elective or supervision field.

### **Elements of Competency**

The elements of competency are the basic building blocks of the unit of competency. They describe in terms of outcomes the significant functions and tasks that make up the competency.

### **Performance Criteria**

The performance criteria specify the required performance in relevant tasks, roles, skills and in the applied knowledge that enables competent performance. They are usually written in passive voice. Critical terms or phrases may be written in bold italics and then defined in range statement, in the order of their appearance in the performance criteria.

### **Required Skills and Knowledge**

The essential skills and knowledge are either identified separately or combined. *Knowledge* identifies what a person needs to know to perform the work in an informed and effective manner. *Skills* describe the application of knowledge to situations where understanding is converted into a workplace outcome.

### **Range Statement**

The range statement provides a context for the unit of competency, describing essential operating conditions that may be present with training and assessment, depending on the work situation, needs of the candidate, accessibility of the item, and local industry and regional contexts. As applicable, the meanings of key terms used in the performance criteria will also be explained in the range statement.

## **Evidence Guide**

The evidence guide is critical in assessment as it provides information to the Registered Training Organisation (RTO) and assessor about how the described competency may be demonstrated. The evidence guide does this by providing a range of evidence for the assessor to make determinations, and by providing the assessment context. The evidence guide describes:

- conditions under which competency must be assessed including variables such as the assessment environment or necessary equipment;
- relationships with the assessment of any other units of competency;
- suitable methodologies for conducting assessment including the potential for workplace simulation;
- resource implications, for example access to particular equipment, infrastructure or situations;
- how consistency in performance can be assessed over time, various contexts and with a range of evidence; and
- the required underpinning knowledge and skills
- 

## **Employability Skills in Units of Competency**

The detail and application of Employability Skills facets will vary according to the job-role requirements of each industry. In developing Training Packages, industry stakeholders are consulted to identify appropriate facets of Employability Skills which are incorporated into the relevant units of competency and qualifications.

Employability Skills are not a discrete requirement contained in units of competency (as was the case with Key Competencies). Employability Skills are specifically expressed in the context of the work outcomes described in units of competency and will appear in elements, performance criteria, range statements and evidence guides. As a result, users of Training Packages are required to review the entire unit of competency in order to accurately determine Employability Skills requirements.

## **How Employability Skills relate to the Key Competencies**

The eight nationally agreed Employability Skills now replace the seven Key Competencies in Training Packages. Trainers and assessors who have used Training Packages prior to the introduction of Employability Skills may find the following comparison useful.



## Employability Skills Mayer Key Competencies

Communication	Communicating ideas and information
Teamwork	Working with others and in teams
Problem solving	Solving problems Using mathematical ideas and techniques
Initiative and enterprise	
Planning and organising	Collecting, analysing and organising information Planning and organising activities
Self-management	
Learning	
Technology	Using technology

When analysing the above table it is important to consider the relationship and natural overlap of Employability Skills. For example, using technology may involve communication skills and combine the understanding of mathematical concepts.

## Explicitly embedding Employability Skills in units of competency

This Training Package seeks to ensure that industry-endorsed Employability Skills are explicitly embedded in units of competency. The application of each skill and the level of detail included in each part of the unit will vary according to industry requirements and the nature of the unit of competency.

Employability Skills must be both explicit and embedded within units of competency. This means that Employability Skills will be:

- embedded in units of competency as part of the other performance requirements that make up the competency as a whole
- explicitly described within units of competency to enable Training Packages users to identify accurately the performance requirements of each unit with regards to Employability Skills.

This Training Package also seeks to ensure that Employability Skills are well-defined and written into units of competency so that they are apparent, clear and can be delivered and assessed as an essential component of unit work outcomes.

### Sample unit of competency components showing Employability Skills

The following table shows the sequence of a unit of competency, and each cell contains text taken from a range of units. It provides examples of where and how various Employability Skills could be embedded in each component.

Please note that in the example, the bracketed Employability Skills are provided for clarification only and would not be present in units of competency within this Training Package.

<b>Unit Title</b>	Give formal presentations and take part in meetings ( <b>Communication</b> )
<b>Unit Descriptor</b>	This unit covers the skills and knowledge required to promote the use and implementation of innovative work practices to effect change. ( <b>Initiative and enterprise</b> )
<b>Element</b>	Proactively resolve issues. (problem solving)
<b>Performance Criteria</b>	Information is organised in a format suitable for analysis and dissemination in accordance with organisational requirements. ( <b>Planning and organising</b> )
<b>Range Statement</b>	Software applications may include email, internet, word processing, spreadsheet, database or accounting packages. (technology)
<b>Required Skills and Knowledge</b>	<p>Modify activities depending on differing workplace contexts, risk situations and environments. (<b>Learning</b>)</p> <p>Work collaboratively with others during a fire emergency. (teamwork)</p> <p>Instructions, procedures and other information relevant the maintenance of vessel and port security. (<b>Communication</b>)</p>
<b>Evidence Guide</b>	<p>Evidence of having worked constructively with a wide range of community groups and stakeholders to solve problems and adapt or design new solutions to meet identified needs in crime prevention. In particular, evidence must be obtained on the ability to:</p> <ul style="list-style-type: none"> <li>• assess response options to identified crime-prevention needs and determine the optimal action to be implemented</li> <li>• in consultation with relevant others, design an initiative to address identified issues. (<b>Initiative and enterprise</b>).</li> </ul>

### Employability Skills Summaries and units of competency

An Employability Skills Summary exists for each qualification. Summaries include broad advice on industry expectations with regard to Employability Skills at the qualification level. Summaries should be used by trainers and assessors to assist in identifying the Employability Skills requirements contained within units of competency.

## **Supporting Text Block**

Not applicable.